

CONTENTS

HEADLINES
ECONOMIC INDICATORS
FEATURE ARTICLE

INFOGRAPHIC OF THE MONTH
PROVINCIAL SNAPSHOT
CONTACT US

Your monthly update on South Africa's economic indicators

Headlines

Inflation: the most
vulnerable are at risk
Page 1

Infographics

Hardware stores feeling
the pinch
Page 4

Provincial snapshot

Employment increases
in six provinces
Page 5

South African economy expands by 0,4% Page 3



Photo: Thomas Bennie, unsplash.com



stats sa

Department:
Statistics South Africa
REPUBLIC OF SOUTH AFRICA



Economic headlines

Inflation eases to 11-month low



Price increases slowed for oils & fats, fuel and meat (click [here](#) to read more).

Economic wrap-up for May 2023



A brief rundown of key South African economic indicators (click [here](#) to read more).

Inflation: the most vulnerable are at risk



Stats SA publishes inflation rates for provinces, for ten income groups and for pensioners (click [here](#) to read more).
















SA sees an uptick in the number of tourists



The rise in 2022 is positive, but still below pre-pandemic levels (click [here](#) to read more).

Click [here](#) to browse more headlines.

Monthly economic indicators

	y/y percentage change			m/m percentage change		
	Jan-23	Feb-23	Mar-23	Jan-23	Feb-23	Mar-23
Mining production 	-2,4	-7,6	-2,6	3,8	-7,0	6,5
Manufacturing production 	-4,3	-5,6	-1,1	0,3	-1,3	4,0
Electricity generation 	-8,0	-9,7	-5,6	0,9	-1,0	4,0
Buildings completed (value) 	8,4	-26,7	-31,2	-14,1	-9,2	40,3
Wholesale trade sales 	-2,9	-0,2	-1,4	1,2	2,1	-0,6
Retail trade sales 	-0,8	-0,7	-1,6	1,4	-0,3	-0,7
Motor trade sales 	-2,5	-2,2	-2,8	-1,7	0,7	-1,0
Income from tourist accommodation 	56,0	60,2	36,5	-0,3	3,5	-1,2
Restaurants, catering & fast-food income 	16,3	13,0	7,4	5,4	-3,9	-2,5
Road transport: Freight payload 	22,6	12,4	7,8	6,0	-9,2	-1,2
Rail transport: Freight payload 	-5,4	-12,3	-9,6	8,3	-6,1	-2,8
Road transport: Passenger journeys 	13,7	8,3	9,4	-10,4	0,0	6,6
Rail transport: Passenger journeys 	81,6	58,3	60,8	10,5	6,5	10,9
	Feb-23	Mar-23	Apr-23	Feb-23	Mar-23	Apr-23
Consumer Price Index (CPI) 	7,0	7,1	6,8	0,7	1,0	0,4
Producer Price Index (PPI) 	12,2	10,6	8,6	0,6	1,0	0,0

ABOUT

The indicators shown here provide an overview of how various sectors of South Africa's economy are performing.

Click on an indicator name to access the complete report on Stats SA's website

m/m = month-on-month
 y/y = year-on-year

Keep up to date with our release schedule [here](#). A complete catalogue of Stats SA releases and reports is available [here](#).



stats sa

Department:
 Statistics South Africa
 REPUBLIC OF SOUTH AFRICA



Feature article

South African economy expands by 0,4%

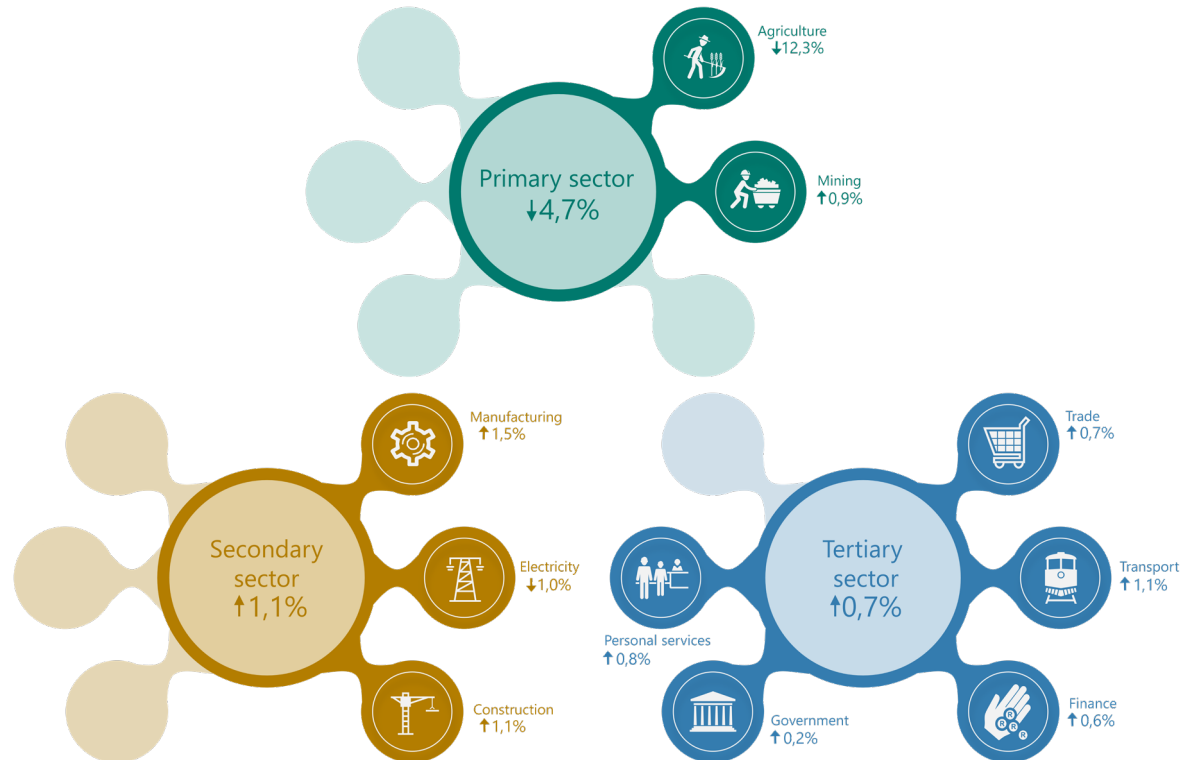
After contracting by a revised 1,1% in the fourth quarter of 2022, real gross domestic product (GDP) edged higher by 0,4% in the first quarter of 2023.

Manufacturing and finance industries were major drivers of growth on the supply side of the economy. The demand side was lifted by exports, with smaller positive contributions for household, government, and investment spending.

Eight of the ten industries recorded growth in the first quarter. Manufacturing output increased by 1,5%, driven mainly by the production of food and beverages. Finance, real estate & business services crept up by 0,6%, mainly driven by financial intermediation, insurance & pension funding, real estate and business services.

Electricity, gas & water and agriculture contracted in the first quarter.

Click [here](#) to read more.



stats sa

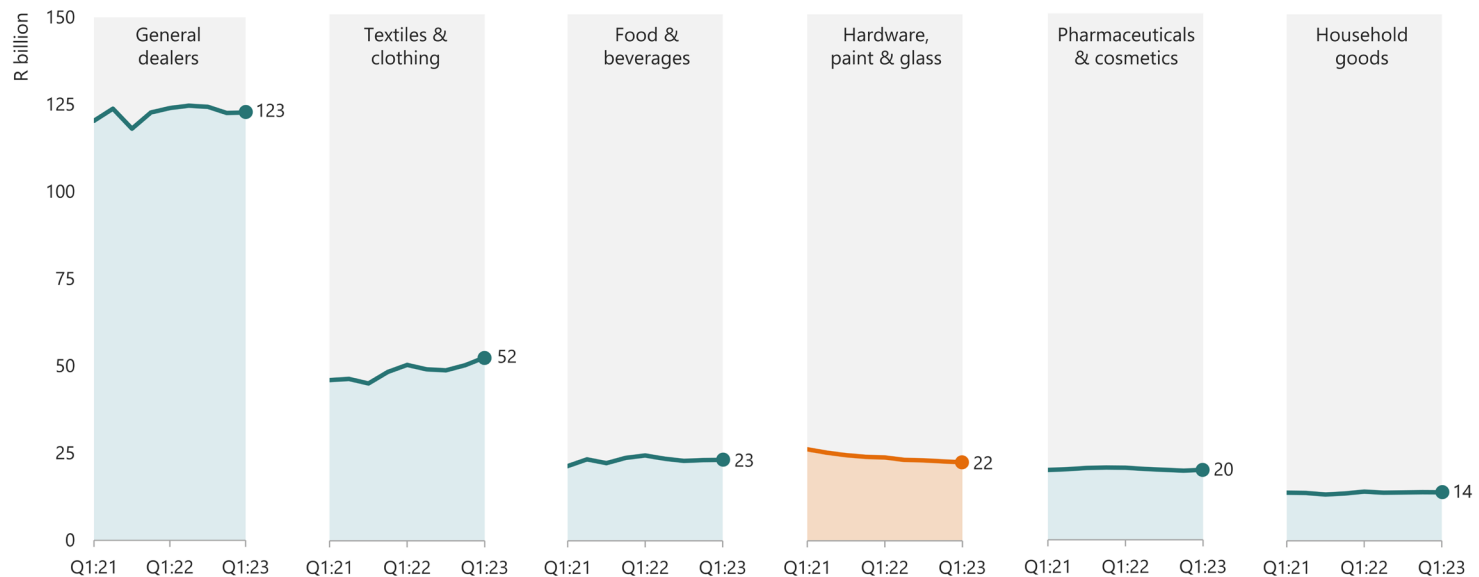
Department:
Statistics South Africa
REPUBLIC OF SOUTH AFRICA



Infographic of the month

Hardware stores feeling the pinch

Retailers specialising in hardware, paint & glass recorded **an eighth straight quarter** of diminishing sales in Q1: 2023
Seasonally adjusted retail trade sales by type of retailer (constant 2019 prices), Q1: 2021 to Q1: 2023



Source:

The category "all 'other' retailers" is not included in the graphic Source: Retail trade sales, March 2023 (Table C)



stats sa

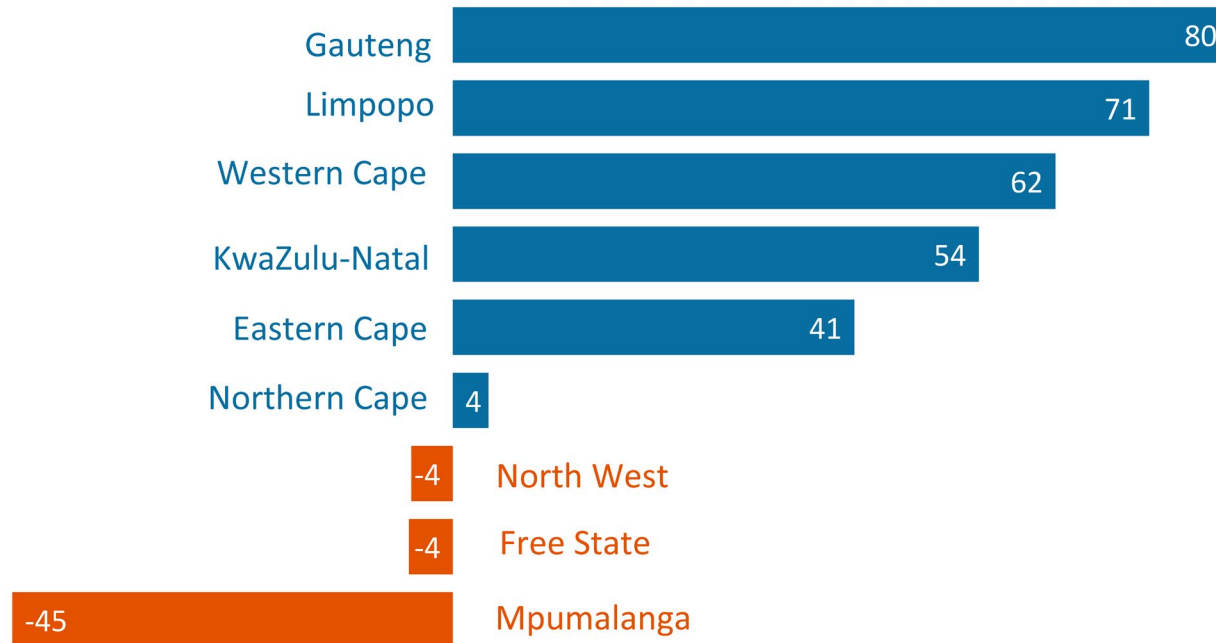
Department:
Statistics South Africa
REPUBLIC OF SOUTH AFRICA



Provincial snapshot

Gauteng and Limpopo recorded the largest employment increases between Q4: 2022 and Q1: 2023

Number of employed ('000)



Source: Quarterly Labour Force Survey (QLFS), Quarter 1: 2023 (Table D) Download the statistical release [here](#)



stats sa

Department:
Statistics South Africa
REPUBLIC OF SOUTH AFRICA



Contact us

Head Office
ISlbalu House, Koch Street
Salvokop, Pretoria
0002

Private Bag X44
Pretoria 0001
South Africa

Main switchboard
Tel: +27 12 310 8911
User Information Services
Tel: +27 12 310 8600

Click [here](#) for contact details for provincial offices.



E-mail: info@statssa.gov.za
Website: www.statssa.gov.za

 Stats SA

 @StatsSA

 Statistics South Africa

 <https://soundcloud.com/statssa>

 <http://www.slideshare.net/StatsSA>

Read more editions of *Stats Biz* [here](#).



stats sa

Department:
Statistics South Africa
REPUBLIC OF SOUTH AFRICA

