

## CONTENTS

HEADLINES  
ECONOMIC INDICATORS  
FEATURE ARTICLE

INFOGRAPHIC OF THE MONTH  
PROVINCIAL SNAPSHOT  
CONTACT US

Your monthly update on South Africa's economic indicators

### Headlines

2020 was a tough year  
for tourism  
Page 1

### Infographics

Business turnover  
edges lower  
Page 4

### Provincial snapshot

Free State food  
inflation the highest  
Page 5

### Safeguarding every drop: Our Strategic Water Source Areas Page 3



Photo: Denise van Dillen, unsplash.com



stats sa

Department:  
Statistics South Africa  
REPUBLIC OF SOUTH AFRICA



## Economic headlines

### 2020 was a tough year for tourism



The pandemic dealt a blow to the entire sector (click [here](#) to read more).


### GDP declines in the fourth quarter



The finance and trade industries were the biggest drags on growth (click [here](#) to read more).

### Mining output down in January



The industry produced less platinum, diamonds, nickel, copper and manganese (listen [here](#) for more). 

### Inflation up for the first time in four months



Rising food prices continue to cause pain (click [here](#) to read more).

### Formal jobs rise in the fourth quarter



Trade, business services and mining lifted employment numbers (click [here](#) to read more).
















### Marriages on the decline



Tying the knot has become less common (click [here](#) to read more).

Click [here](#) to browse more headlines.

## Monthly economic indicators

	m/m percentage change			y/y percentage change		
	Nov-22	Dec-22	Jan-23	Nov-22	Dec-22	Jan-23
Mining production 	-1,0	1,3	4,4	-9,1	-3,6	-1,9
Manufacturing production 	0,9	0,5	1,1	-2,2	-4,5	-3,7
Electricity generation 	1,5	-5,6	1,3	-1,8	-8,3	-8,0
Buildings completed (value) 	-8,9	-7,1	-4,9	5,9	-10,4	12,0
Wholesale trade sales 	0,9	-3,6	0,4	-0,7	-2,2	-3,6
Retail trade sales 	1,1	-0,5	1,5	0,8	-0,5	-0,8
Motor trade sales 	-0,6	-0,2	-2,4	0,8	1,8	-3,0
Tourist accommodation income 	-2,7	4,0	-0,4	43,8	42,1	55,8
Restaurants, catering & fast-food income 	-3,2	1,6	4,7	14,9	16,0	15,5
Road transport: Freight payload 	-1,6	-0,8	5,5	30,7	21,8	24,0
Rail transport: Freight payload 	-21,4	40,5	7,3	-37,0	-20,6	-5,5
Road transport: Passenger journeys 	10,1	2,8	-11,4	16,0	11,6	13,9
Rail transport: Passenger journeys 	34,6	15,1	10,6	1,0	38,9	81,6
	Dec-22	Jan-23	Feb-23	Dec-22	Jan-23	Feb-23
Consumer Price Index (CPI) 	0,4	-0,1	0,7	7,2	6,9	7,0
Producer Price Index (PPI) 	0,0	-0,6	0,6	13,5	12,7	12,2

**ABOUT**

The indicators shown here provide an overview of how various sectors of South Africa's economy are performing.

Click on an indicator name to access the complete report.

m/m = month-on-month  
 y/y = year-on-year

Keep up to date with our release schedule [here](#). A complete catalogue of Stats SA releases and reports is available [here](#).



**stats sa**

Department:  
 Statistics South Africa  
**REPUBLIC OF SOUTH AFRICA**



## Feature article

### Safeguarding every drop

Water outages across the country have focussed attention on water as a vital resource. South Africa is a semi-arid country, with only a few natural source areas for water. These areas, referred to as Strategic Water Source Areas (SWSAs), can be thought of as ecological infrastructure and are as important as built infrastructure for water such as dams.

SWSAs are areas of the country that provide large volumes of water per unit area. They provide either surface water or groundwater (or both), making them vitally important assets for ensuring water security.

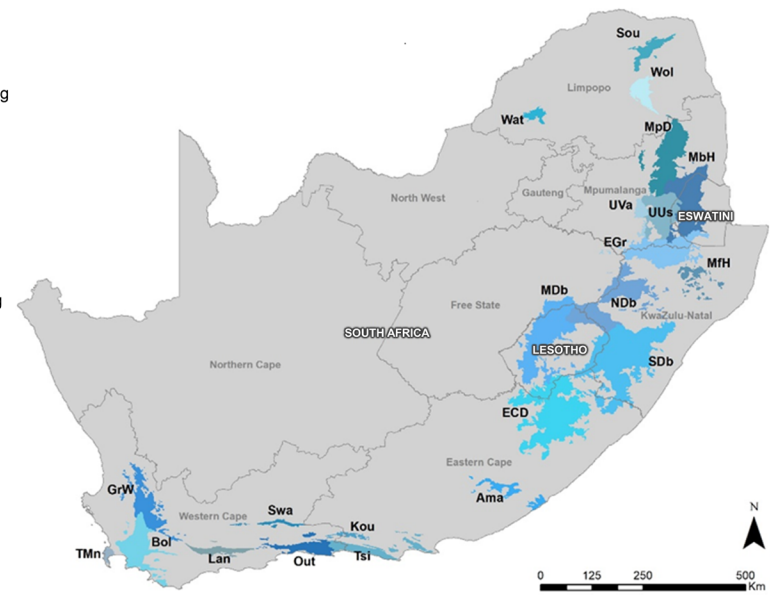
The recently released discussion document, *Accounts for Strategic Water Source Areas, 1990 to 2020*, provides a wealth of data on South Africa's 22 SWSAs. These areas are found mainly in the eastern and south-western parts of the country, many of them located along the escarpment.

Click [here](#) to read more.

Spatial distribution of Strategic Water Source Areas (SWSAs) for surface water in South Africa, Lesotho and Eswatini

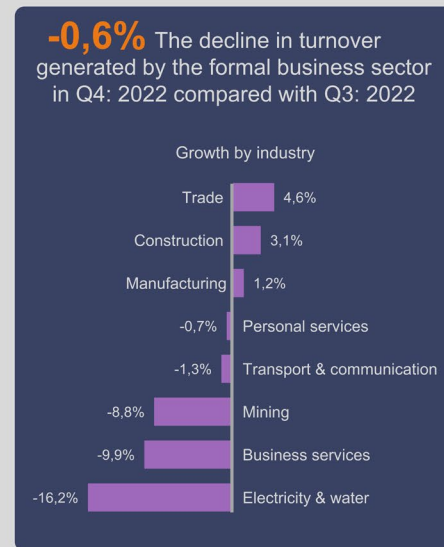
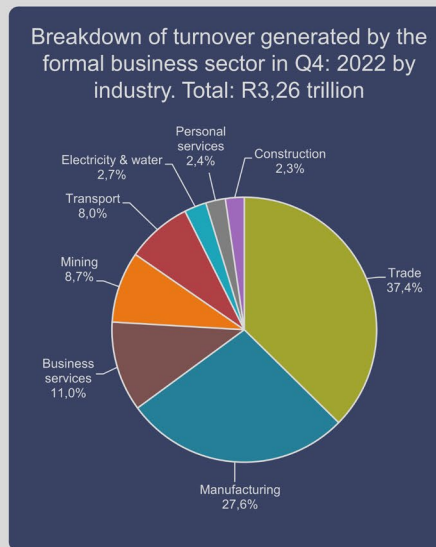
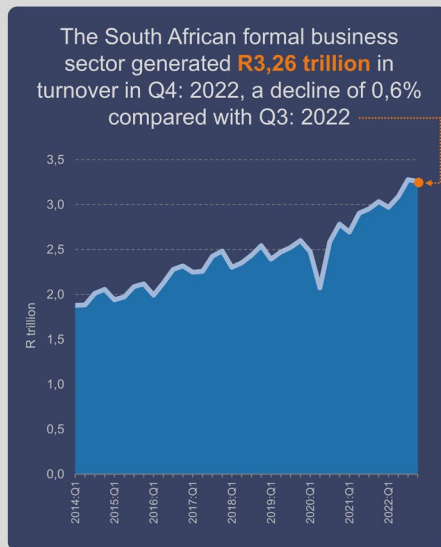
**SWSAs for surface water**

- Ama - Amathole
- Bol - Boland
- ECD - Eastern Cape Drakensberg
- EGr - Enkangala Grassland
- GrW - Groot Winterhoek
- Kou - Kouga
- Lan - Langeberg
- MbH - Mbabane Hills
- MDb - Maloti Drakensberg
- MfH - Mfolozi Headwaters
- MpD - Mpumalanga Drakensberg
- NDb - Northern Drakensberg
- Out - Outeniqua
- SDb - Southern Drakensberg
- Sou - Soutpansberg
- Swa - Swartberg
- TMn - Table Mountain
- Tsi - Tsitsikamma
- UUs - Upper Usutu
- UVa - Upper Vaal
- Wat - Waterberg
- Wol - Wolkberg



## Infographic of the month

### Turnover in the formal business sector: Q4: 2022 Selected results from the Quarterly financial statistics (QFS) survey



Source: Quarterly financial statistics (QFS), December 2022  
Excludes agriculture, financial intermediation, insurance, government institutions and educational institutions

[Click here to read more](#)



stats sa

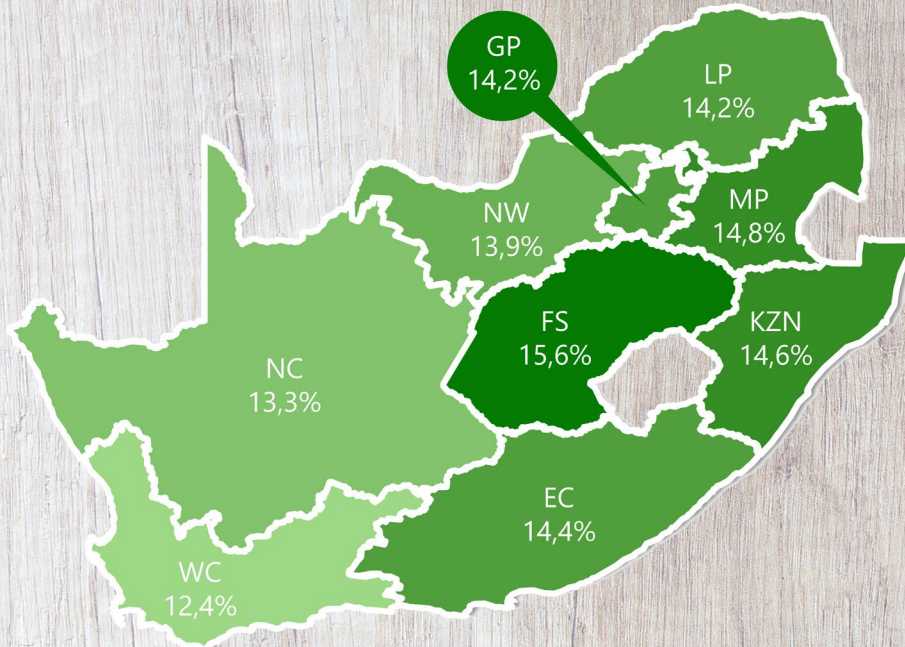
Department:  
Statistics South Africa  
REPUBLIC OF SOUTH AFRICA



## Provincial snapshot

### Free State recorded the sharpest rise in food prices

Percentage change in food prices between February 2022 and February 2023



Source: Consumer Price Index (CPI), February 2023 Photo: Lukas Blazek, unsplash.com



stats sa

Department:  
Statistics South Africa  
REPUBLIC OF SOUTH AFRICA



## Contact us

Head Office  
ISlbalu House, Koch Street  
Salvokop, Pretoria  
0002

Private Bag X44  
Pretoria 0001  
South Africa

Main switchboard  
Tel: +27 12 310 8911  
User Information Services  
Tel: +27 12 310 8600

Click [here](#) for contact details for provincial offices.



E-mail: [info@statssa.gov.za](mailto:info@statssa.gov.za)  
Website: [www.statssa.gov.za](http://www.statssa.gov.za)

 Stats SA

 @StatsSA

 Statistics South Africa

 <https://soundcloud.com/statssa>

 <http://www.slideshare.net/StatsSA>

Read more editions of *Stats Biz* [here](#).



stats sa

Department:  
Statistics South Africa  
REPUBLIC OF SOUTH AFRICA

