

CONTENTS

HEADLINES
ECONOMIC INDICATORS
FEATURE ARTICLE

INFOGRAPHIC OF THE MONTH
PROVINCIAL SNAPSHOT
CONTACT US

Your monthly update on South Africa's economic indicators

Headlines

Transport costs continue to drive inflation higher
Page 1

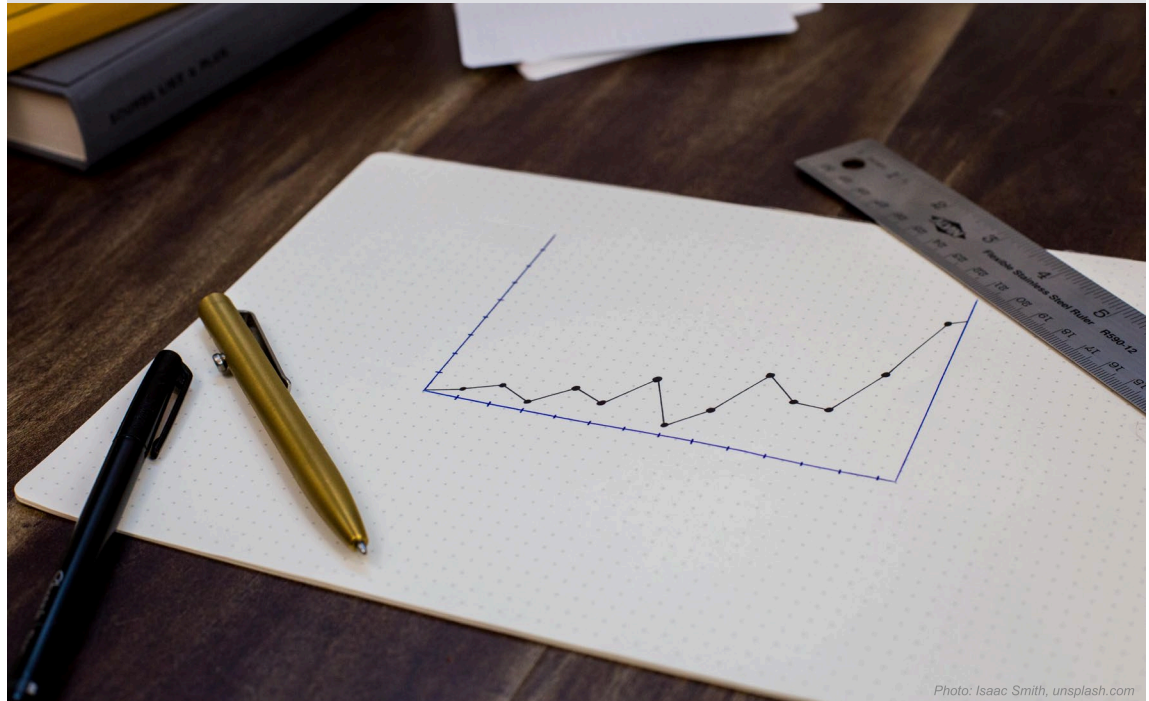
Infographics

Price changes over the last year
Page 4

Provincial snapshot

Building plans passed
Page 5

What is seasonal adjustment? Page 3



stats sa

Department:
Statistics South Africa
REPUBLIC OF SOUTH AFRICA




Economic headlines

Transport costs continue to drive inflation higher




Annual consumer price inflation quickened to 5,9% in March from 5,7% in February (click [here](#) to read more).

Mining production declines in February




Led by decreases in iron ore and platinum group metals. Listen to a quick overview of the figures [here](#). 🎧

General dealers post a weaker February



South African retail trade retreated after recording a positive January. Listen to a brief rundown of the figures [here](#). 🎧

Manufacturing production edges higher



The food and beverages division was the largest positive contributor for a second month in a row. Listen [here](#) for more. 🎧

Maternal mortality rate on the decline



Seven provinces recorded a decrease in the rate between 2019 and 2020 (click [here](#) to read more).

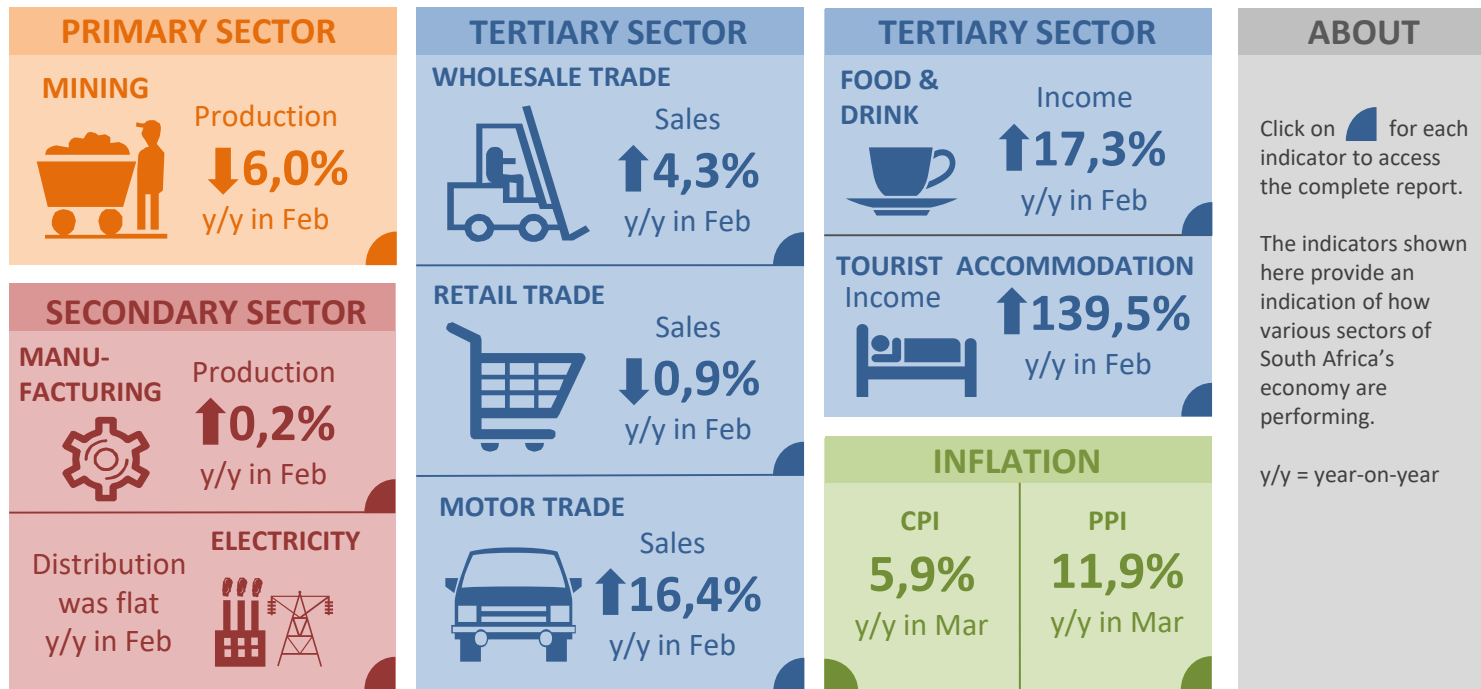
An appeal to residents of the Western Cape



Households in the province still have an additional period, until 14 May, to complete the census questionnaire (click [here](#) to read more).

Click [here](#) to browse more headlines.

Monthly economic indicators



Keep up to date with our release schedule [here](#).



stats sa

Department:
 Statistics South Africa
 REPUBLIC OF SOUTH AFRICA



Feature article

Seasonal adjustment: what is it, and why is it important?

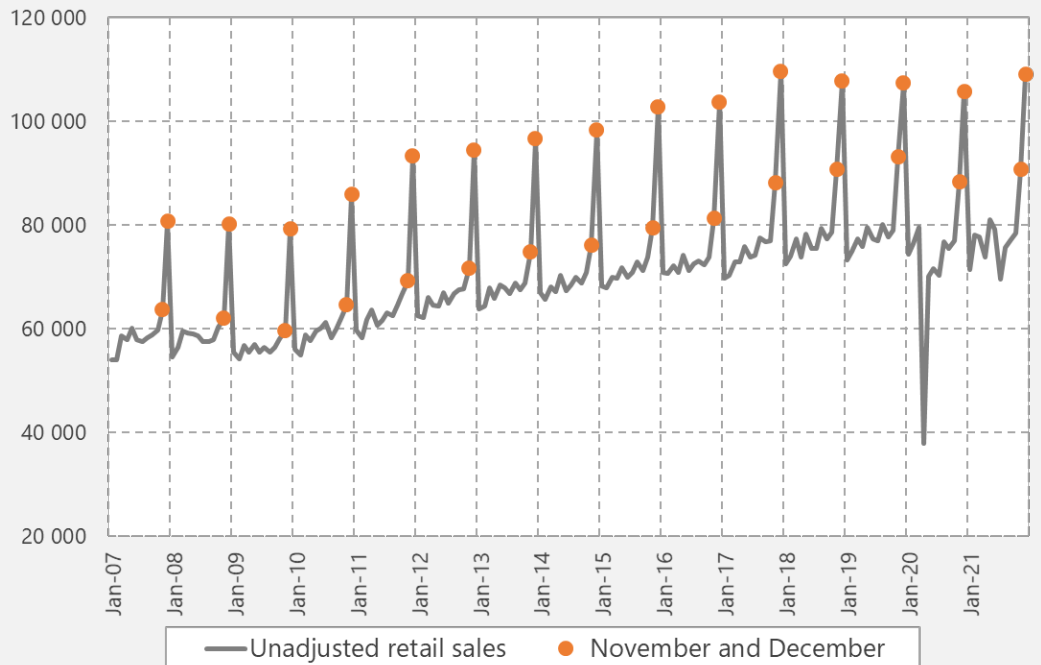
In April and May 2022 Stats SA is updating its seasonal adjustment models for monthly business cycle indicators, namely mining, manufacturing, electricity, building, wholesale, retail, motor, tourist accommodation, food & beverages, land transport, and civil cases for debt.

A good place to start is retail trade. This is because there is a seasonal effect in retail that is strong and familiar, with sharply higher sales in November and December, brought about by the festive season. Notice this pattern in the chart.

Because the seasonal pattern is so clear and regular, we can estimate the seasonal effects and remove them, leaving us with a seasonally adjusted series.

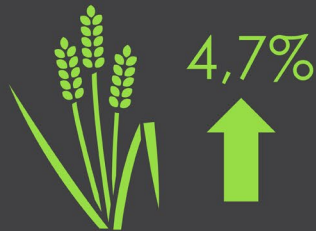
Click [here](#) to read more.

Monthly retail trade sales (unadjusted). R million, constant 2015 prices




Infographic of the month

Ouch! Price changes over the last year For selected products. March 2022 compared with March 2021



Bread & cereals



Fuel



Electricity & other fuels

Click [here](#) to read more



stats sa

Department:
Statistics South Africa
REPUBLIC OF SOUTH AFRICA



Provincial snapshot

Recorded building plans passed

The national value of recorded building plans passed increased by 4,3% year-on-year during January to February 2022. Western Cape and Mpumalanga made the largest contributions to the 4,3% increase.

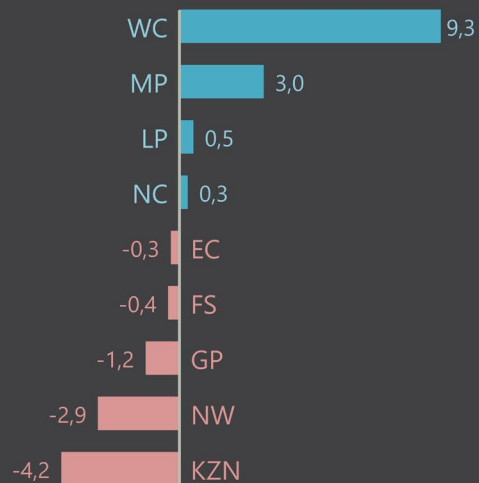


Photo: pixabay.com

Source: Selected building statistics of the private sector, February 2022 (Table B)



Click [here](#) to read more

Contact us

Head Office
ISibalo House, Koch Street
Salvokop, Pretoria
0002

Private Bag X44
Pretoria 0001
South Africa

Main switchboard
Tel: +27 12 310 8911
User Information Services
Tel: +27 12 310 8600

Click [here](#) for contact details for provincial offices and subject experts.



E-mail: info@statssa.gov.za
Website: www.statssa.gov.za

 Stats SA

 @StatsSA

 Statistics South Africa

 <https://soundcloud.com/statssa>

 <http://www.slideshare.net/StatsSA>

Read more editions of *Stats Biz* [here](#).



stats sa

Department:
Statistics South Africa
REPUBLIC OF SOUTH AFRICA

