

CONTENTS

HEADLINES
ECONOMIC INDICATORS
FEATURE ARTICLE

INFOGRAPHIC OF THE MONTH
PROVINCIAL SNAPSHOT
CONTACT US

Your monthly update on South Africa's economic indicators

Headlines

The retail industry:
Five quick facts
Page 1


Infographics

Bread prices continue to fall
Page 4

Provincial snapshot

The statistics of having your
day in court
Page 5

Gauteng is the 7th largest economy in Africa Page 3



Economic headlines

Five facts about the retail industry



South Africans spent R31 900 *per second* in retail stores in 2017 (click [here](#) to read more).

Consumer price inflation the lowest in 7 years



Annual consumer price inflation was 3,8% in March 2018. This rate is the lowest since February 2011 (click [here](#) to see the graph).

Paper production lagging behind



Wood and paper manufacturing saw its 14th consecutive month of decline (click [here](#) to see the graphic and key results video).

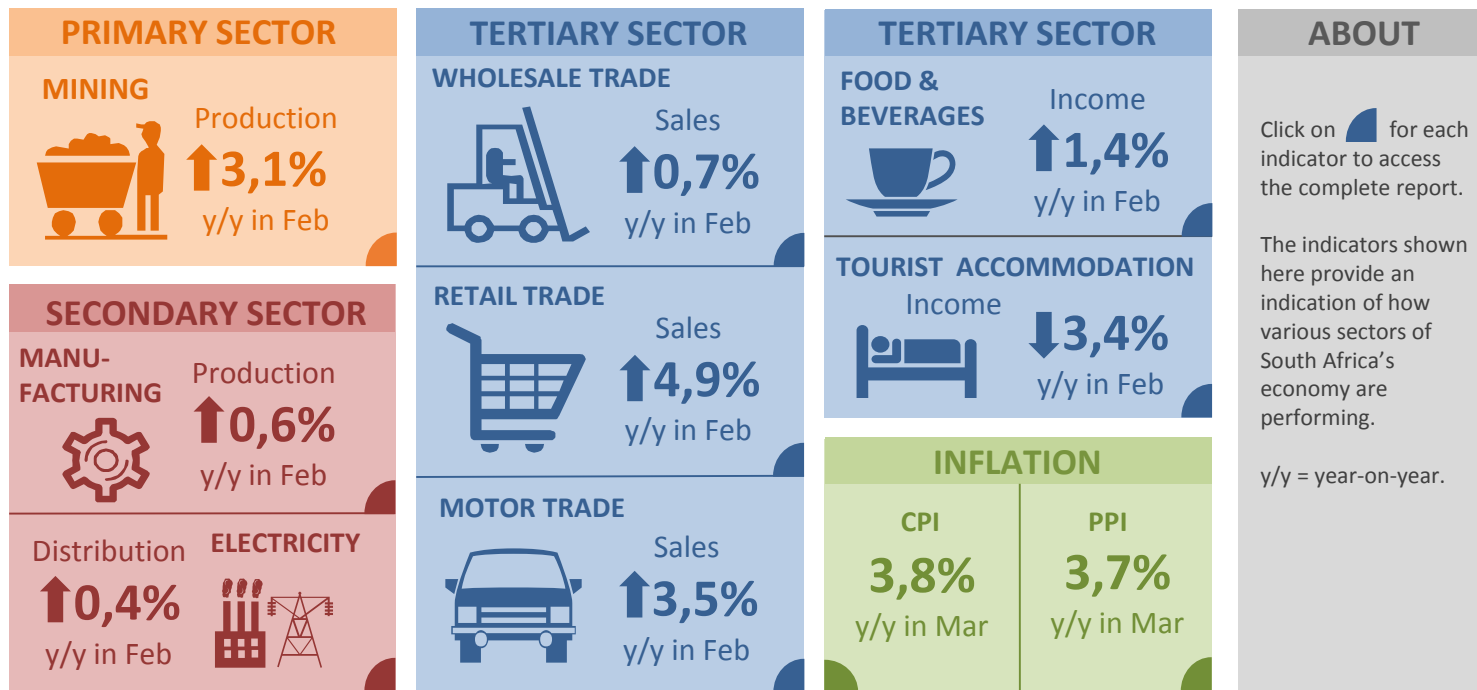
Tracking municipal spending and revenue



For those who missed last month's *Stats Biz*, an update on how municipalities spend their money (click [here](#) to read more).

Click [here](#) to browse more headlines.

Monthly economic indicators



Feature article

If South Africa's provinces were independent states

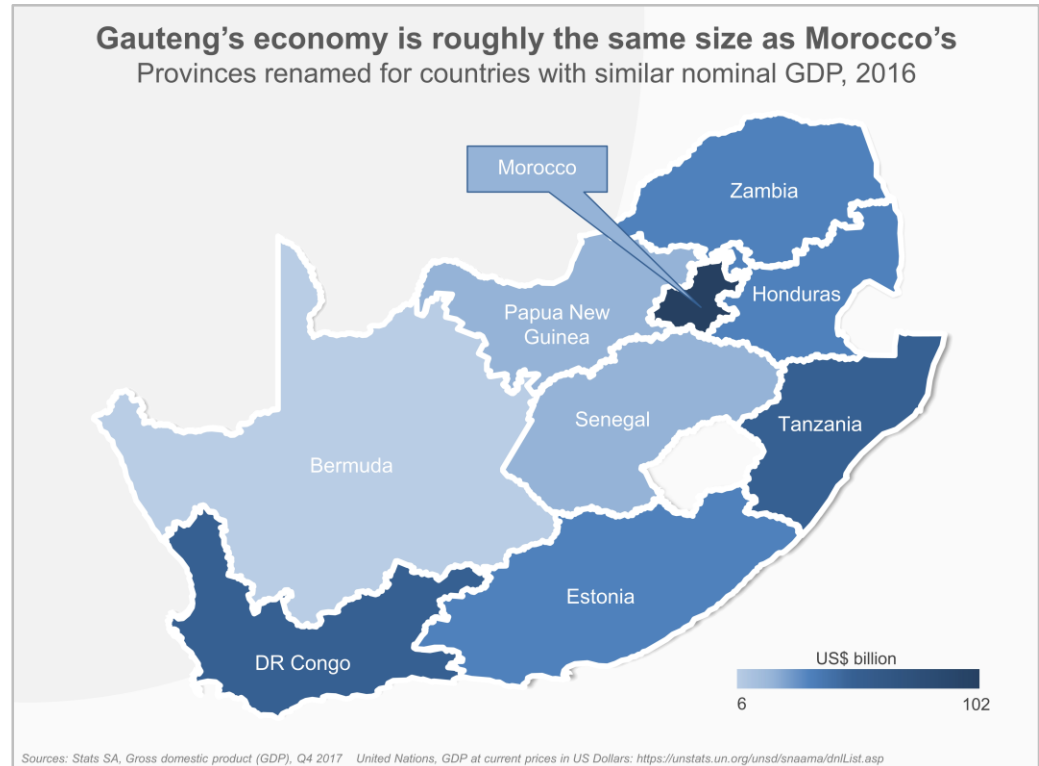
Gauteng is South Africa's economic powerhouse. The province contributed just over a third to South Africa's economic output in 2016. In runner-up positions were KwaZulu-Natal and Western Cape, the second and third largest economies.

Gauteng's economy was roughly the same size as that of North Africa's Morocco, if we use nominal GDP figures as a comparison. That makes it the 7th largest economy on the continent.

KwaZulu-Natal produced a level of economic output that was similar to that of Tanzania. Western Cape has an economy that was roughly on par with that of the Democratic Republic of the Congo.

Click [here](#) to read more.

Gauteng's economy is roughly the same size as Morocco's Provinces renamed for countries with similar nominal GDP, 2016



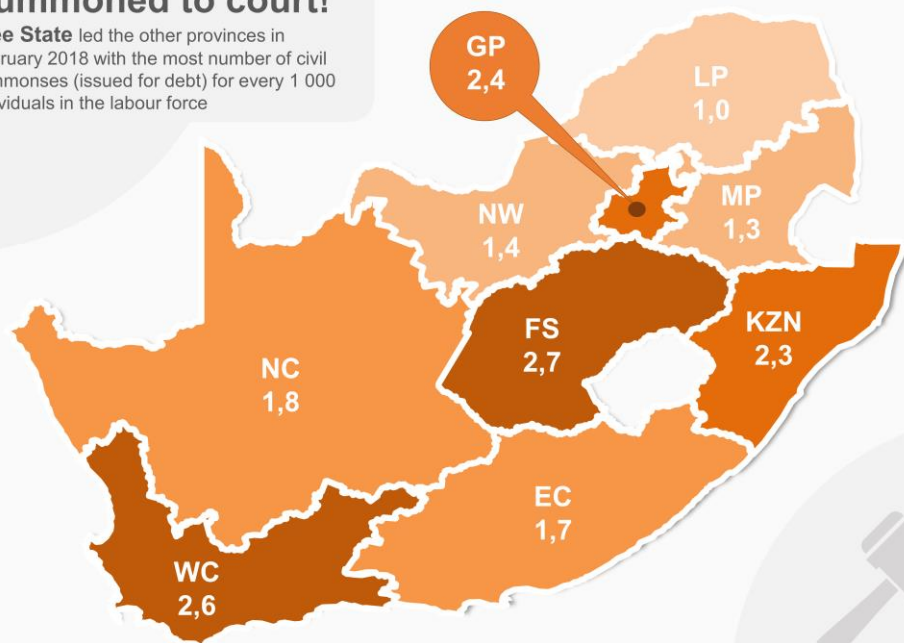
Infographic of the month



Provincial snapshot

Summoned to court!

Free State led the other provinces in February 2018 with the most number of civil summonses (issued for debt) for every 1 000 individuals in the labour force



The statistics of having your day in court

Free State workers are the most likely to find themselves in a spot of legal trouble. The province had the highest number of civil summonses (issued for debt) for every 1 000 individuals in the labour force.

Western Cape came in at a close second, followed by Gauteng.

The monthly number of civil summonses has followed a declining trend over the last couple of years, according to Stats SA's *Statistics of civil cases for debt*. In February 2018, 46 220 civil summonses were issued for debt nationwide. In February 2013, there were 60 727.

For more information, download the publication [here](#).

Contact us

Head Office
ISibalo House, Koch Street
Salvokop, Pretoria
0002

Private Bag X44
Pretoria 0001
South Africa

Main switchboard
Tel: +27 12 310 8911
User Information Services
+27 12 310 8600

Click [here](#) for contact details for provincial offices and subject experts.



Email: info@statssa.gov.za
Website: www.statssa.gov.za



Statistics South Africa app:



Read more editions of Stats Biz [here](#).