

Financial statistics of extra-budgetary accounts and funds

2004/2005

**Embargoed until:
31 August 2006
13:00**

Contents

Page

Tables

Table A	Economic classification of Statement of Sources and Uses of Cash of extra-budgetary accounts and funds for the 2004/2005 fiscal year (Summary).....	4
Table B	Functional classification of the cash payments for operating activities and purchases of non-financial assets for the 2004/2005 fiscal year (Summary).....	7
Table C	Statement of Sources and Uses of Cash for the 2004/2005 fiscal year.....	10
Table 1	Economic classification of cash receipts from operating activities for the 2004/2005 fiscal year.....	22
Table 2	Economic and functional classification of cash payments for operating activities for the 2004/2005 fiscal year.....	26
Table 3	Economic and functional classification of the purchases of non-financial assets for the 2004/2005 fiscal year	98
Table 4	Economic classification of the sales of non-financial assets for the 2004/2005 fiscal year.....	110
Table 5	Economic classification of the net acquisition of financial assets other than cash for the 2004/2005 fiscal year.....	111
Table 6	Economic classification of the net incurrence of liabilities for the 2004/2005 fiscal year.....	112
Table 7	Economic and functional classification of cash payments from operating activities for the 2004/2005 fiscal year : Government consumption cash payments divided between individual and collective services.....	113
Table 8	Economic and functional classification of cash payments from operating activities for the 2004/2005 fiscal year: Subsidies paid divided between subsidies on products and subsidies on production	119
Explanatory notes	125
Glossary	137
General information	139

NET CHANGE IN THE STOCK OF CASH FROM THE NATIONAL AND PROVINCIAL EXTRA-BUDGETARY ACCOUNTS AND FUNDS AMOUNTED TO AN INCREASE OF R2 646 MILLION FOR THE 2004/2005 FISCAL YEAR

Cash receipts from operating activities amounted to R57 903 million and cash payments from operating activities amounted to R45 506 million resulting in net cash inflow from operating activities of R12 397 million for the 2004/2005 fiscal year ending 31 March 2005. Purchases of non-financial assets amounted to R3 546 million for 2004/2005. Sales of non-financial assets amounted to R61 million for the 2004/2005 fiscal year resulting in net cash outflow from investments in non-financial assets of R3 485 million. Net acquisition of financial assets other than cash amounted to R7 099 million for the 2004/2005 fiscal year. Net incurrence of liabilities amounted to R833 million resulting in net cash outflow of R6 266 million from financing activities for the 2004/2005 fiscal year. Total net change in the stock of cash for national and provincial extra-budgetary accounts and funds amounted to an increase of R2 646 million (see Table A, p. 4).

Economic classification of the cash payments for operating activities and purchases of non-financial assets from the national and provincial extra-budgetary accounts and funds received

Economic classification of expenditure is in general a measure of the nature and economic effect of government operations on the economy of a country. Seven main economically classified cash payments for operating activities categories exist: Compensation of employees; purchases of goods and services; interest; subsidies; grants; social benefits; and other payments.

Compensation of employees includes cash payments in the form of wages and salaries and social contributions. Use of goods and services includes other goods and services and professional services rendered by other general government institutions. Interest includes interest payments mainly to residents. Subsidies include cash payments to non-financial public corporations, financial public corporations, non-financial private enterprises and financial private enterprises. Grants are capital or current cash payments to foreign governments, international organisations and other general government units (national extra-budgetary accounts and funds, provincial government extra-budgetary accounts and funds, provincial government, social security funds, universities and universities of technology and municipalities). Social benefits include cash payments for social security benefits, social assistance benefits and employer social benefits. Other expenses include property expense other than interest (mainly rent), miscellaneous other current and capital cash payments (non-profit institutions serving households, compulsory fees, surrender of donor funds to foreign donors, injuries and damages, households, non-life insurance premiums, purchases of goods and services for distribution to households, exchange rate losses, capital payments to public corporations and private enterprises).

Purchases of non-financial assets include cash payments for fixed assets (buildings and structures, machinery and equipment and other fixed assets), inventories (strategic stocks), valuables and non-produced assets (land, sub-soil assets, other naturally occurring assets and intangible non-produced assets).

In contrast to national departments, which keep their accounts on a cash basis, the accounts of extra-budgetary accounts and funds are kept on an accrual basis, i.e. the payments are recorded in the period to which the transactions relate and surpluses, deficits, assets and liabilities resulting from these transactions are carried over to the next fiscal year. However, the figures in this statistical release have been converted from accrual basis to cash basis.

The contribution of cash receipts from operating activities, cash payments for operating activities and purchases of non-financial assets to total expenditure by economic classification

The largest contributor to total cash receipts from operating activities was grants (R32 537 million or 56,2%), followed by other receipts (R15 463 million or 26,7%) and social contributions (R9 191 million or 15,9%) for the 2004/2005 fiscal year (see table 1, p. 23).

The largest contributor to the total cash payments for operating activities (economically classified) for the 2004/2005 fiscal year was purchases of goods and services (R23 384 million or 51,4%), followed by compensation of employees (R9 624 million or 21,1%), social benefits (R7 471 million or 16,4%), grants (R2 082 million or 4,6%), other payments (R2 056 million or 4,5%) and interest (R832 million or 1,8%) (see table A, p. 4).

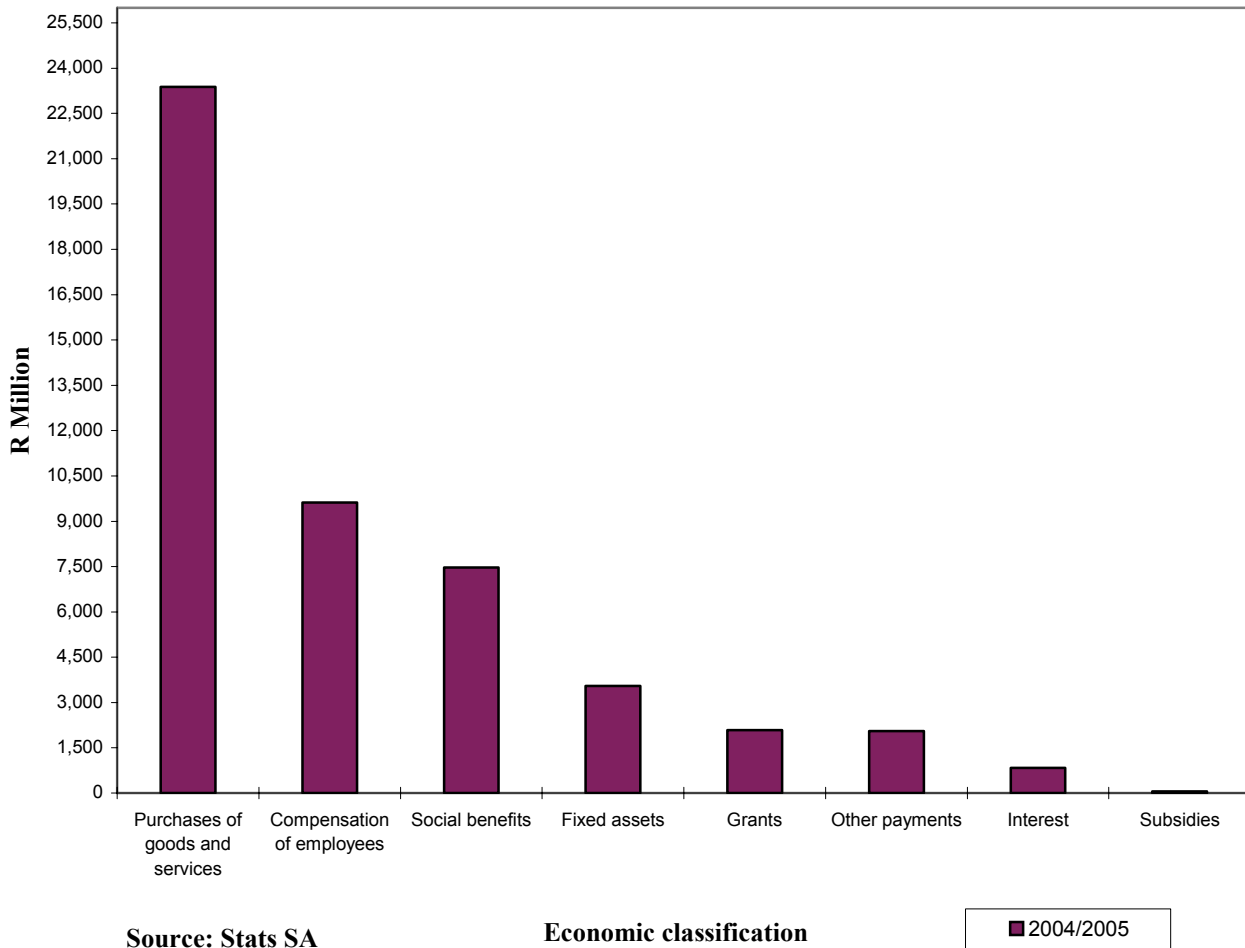
The largest contributor to purchases of non-financial assets was fixed assets (R3 427 million or 96,6%) followed by inventories (R66 million or 1,9%) and non-produced assets (R53 million or 1,5%) (see table A, p. 4).

Table A – Economic classification of Statement of Sources and Uses of Cash of extra-budgetary accounts and funds for the 2004/2005 fiscal year (Summary)

		R million
Cash flows from operating activities:		
Cash receipts from operating activities:	a	57 903
Taxes		712
Social contributions		9 191
Grants		32 537
Other receipts		15 463
Cash payments for operating activities:	b	45 506
Compensation of employees		9 624
Purchases of goods and services		23 384
Interest		832
Subsidies		57
Grants		2 082
Social benefits		7 471
Other payments		2 056
<i>Net cash flow from operating activities (outflow) / inflow</i>	(a-b) = c	12 397
Expenses not regarded as cash transactions (memo item)	d	1
Cash flows from investments in non-financial assets:		
Purchases of non-financial assets:	e	3 546
Fixed assets		3 427
Inventories		66
Valuables		1
Non-produced assets		53
Sales of non-financial assets:	f	61
Fixed assets		50
Inventories		0
Valuables		0
Non-produced assets		11
<i>Net cash flow from investments in non-financial assets inflow / (outflow)</i>	(f-e) = g	-3 485
CASH SURPLUS/(DEFICIT)	(c+g) = h	8 912
Cash flows from financing activities:		
Net acquisition of financial assets other than cash: (inflow) / outflow	i	7 099
Domestic		7 099
Foreign		0
Net incurrence of liabilities: (outflow) / inflow	j	833
Domestic		835
Foreign		-2
<i>Net cash flow from financing activities (outflow) / inflow</i>	(j-i) = k	-6 266
THE NET CHANGE IN THE STOCK OF CASH	(h+k) = l	2 646

1 The sum of the data may not necessarily add up to the totals due to rounding-off of figures.

Figure 1 - Economic classification of the cash payments for operating activities and purchases of non-financial assets for the 2004/2005 fiscal year



Functional classification of the cash payments for operating activities and purchases of non-financial assets by extra-budgetary accounts and funds

Functional classification of expenditure measures the purpose for which transactions are undertaken. It is generally used to measure the allocation of resources by government in order to promote government objectives and various services rendered to the community. The functionally classified expenditure categories are indicated in Table B, page 7. There are ten main groups of categories of functional classification of cash payments for operating activities and purchases of non-financial assets: general public services; defence; public order and safety; economic affairs; environmental protection; housing and community amenities; health; recreation, culture and religion; education, and social protection.

General services covers the services that are not connected with a specific function and which are usually undertaken by central offices at the various levels of government such as general personnel services, overall and statistical services and other general services. Defence includes military defence services, civil defence services, foreign military aid and defence affairs and services not elsewhere classified. Economic affairs include general economic affairs and services including general foreign commercial affairs, consumer education and protection, general labour affairs and services. Environmental protection includes waste management, waste water management, pollution abatement, protection of biodiversity and landscape. Housing and community amenities include housing development affairs and services, community development affairs and services, water supply affairs, and street lighting affairs. Health includes hospital services, public health services, and health affairs and services not elsewhere classified. Recreation, culture and religion include recreation and sporting services, cultural services, broadcasting and publishing services, religious and other community services and recreation, culture, and religion not elsewhere classified. Education services include pre-primary and primary education, secondary education, tertiary education, education not definable by levels, education affairs and services not elsewhere classified. Social protection affairs and services include sickness and disability, old age, protection to survivors, family and children, unemployment, housing, social exclusion not elsewhere classified and social protection not elsewhere classified.

The contribution of cash payments for operating activities and purchases of non-financial assets to total expenditure by functional classification

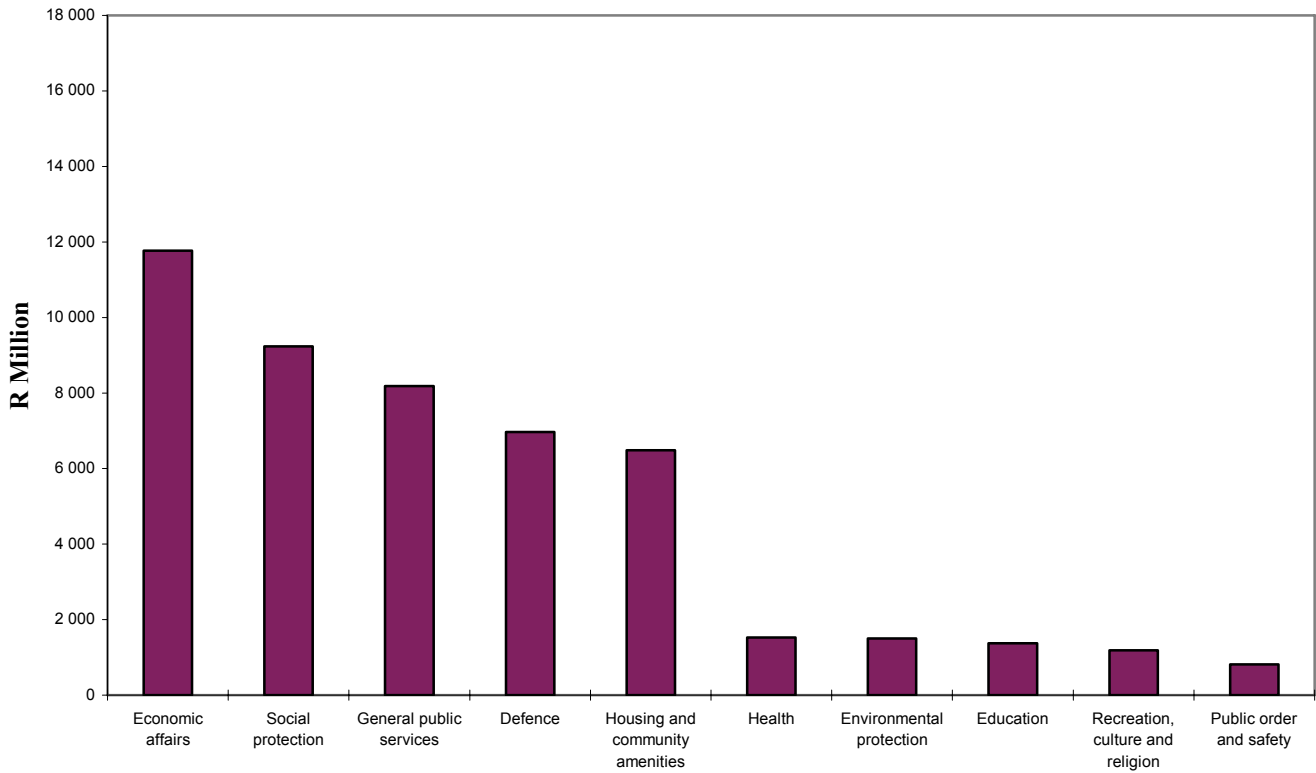
The largest contributor to the total cash payments for operating activities and purchases of non-financial assets (functionally classified) of R49 053 million from the national and provincial extra-budgetary accounts and funds for the 2004/2005 fiscal year was economic affairs (R11 775 million), contributing 23,8% to total expenditure, followed by social protection (R9 241 million or 18,7%), general public services (R8 182 million or 16,5%), defence (R6 968 million or 14,1%), housing and community amenities (R6 483 million or 13,1%), health (R1 527 million or 3,1%), environmental protection (R1 503 million or 3,0%), education (R1 370 million or 2,8%), recreation, culture and religion (R1 187 million or 2,4%) and public order and safety (R817 million or 1,7%) (see Table B, p. 7 columns 2 and 3, and figure 2, p. 8).

Table B – Functional classification of the cash payments for operating activities and purchases of non-financial assets for the 2004/2005 fiscal year (Summary) ¹

Type of service	R million	Percentage of total cash payments
	2004/2005	2004/2005
General government services		
General public services		
Executive and legislative services, financial and fiscal affairs, foreign affairs other than foreign aid	4 700	9,5
Foreign economic aid	0	0,0
General services	1 209	2,4
Basic research	2 239	4,5
General public services n.e.c.	33	0,1
Public debt transactions (mainly interest)	0	0,0
Transfers of a general character between different levels of government	0	0,0
Total general public services a	8 182	16,5
Defence b	6 968	14,1
Public order and safety		
Police	102	0,2
Fire protection services	0	0,0
Prisons	0	0,0
Law courts	715	1,4
Total public order and safety c	817	1,7
Economic affairs		
General economic, commercial and labour affairs	2 311	4,7
Agriculture, forestry, fishing and hunting	788	1,6
Fuel and energy	203	0,4
Mining, manufacturing and construction	2 408	4,9
Transport	3 496	7,1
Communications	419	0,8
Other industries	1 443	2,9
Research and development: Economic affairs	706	1,4
Total economic affairs d	11 775	23,8
Environmental protection e	1 503	3,0
Housing and community amenities f	6 483	13,1
Health g	1 527	3,1
Recreation, culture and religion h	1 187	2,4
Education i	1 370	2,8
Social protection j	9 241	18,7
Total general government cash payments for operating activities and purchases of non-financial assets (k=a+b+c+d+e+f+g+h+i+j)	49 053	100,0


¹ The sum of the data may not necessarily add up to the totals due to rounding-off of figures.

Figure 2 - Functional classification of the cash payments for operating activities and purchases of non-financial assets from extra-budgetary accounts and funds for the 2004/2005 fiscal year



Source: Stats SA

Functional classification



Notes

Forthcoming issues	Issue	Expected release date
	Financial statistics of extra-budgetary accounts and funds for 2005/2006	30 August 2007
Purpose of this statistical release	This statistical release provides financial statistics of cash transactions of extra-budgetary accounts and funds. Cash payments for operating activities and purchases of non-financial assets for the 2004/2005 fiscal year were converted from an accrual basis of accounting and were classified economically and functionally.	
Expected changes in next issue	Publishing of comparative figures for the previous fiscal year.	

PJ Lehohla
Statistician-General

Table C - Statement of sources and uses of cash for the 2004/2005 fiscal year

	R '000
Table 1 Cash receipts from operating activities	57 903 174
11 Taxes	711 565
12 Social contributions	9 191 328
13 Grants	32 536 831
14 Other receipts	15 463 450

Table C - Statement of sources and uses of cash for the 2004/2005 fiscal year

Economic classification		Table 2 Cash payments for operating activities								
		21 Compensation of employees	22 Purchases of goods and services	24 Interest	25 Subsidies	26 Grants	27 Social benefits	28 Other payments	29 Expenses not regarded as transactions	TOTAL (21 - 29)
		R '000	R '000	R '000	R '000	R '000	R '000	R '000	R '000	R '000
70	GENERAL GOVERNMENT SERVICES	9 624 180	23 383 788	831 526	57 330	2 081 689	7 470 963	2 056 377	1 090	45 506 943
701	GENERAL PUBLIC SERVICES	3 883 276	3 059 885	3 737	0	839 331	0	27 247	0	7 813 476
7011	Executive and legislative services, financial and fiscal affairs, other than foreign aid	2 771 968	1 673 780	2 167	0	0	0	927	0	4 448 842
7012	Foreign economic aid	0	0	0	0	0	0	0	0	0
7013	General services	253 293	831 915	415	0	102 947	0	989	0	1 189 559
7014	Basic research	842 909	536 795	1 155	0	736 384	0	25 331	0	2 142 574
7015	R&D General public services	0	0	0	0	0	0	0	0	0
7016	General public services n.e.c.	15 106	17 395	0	0	0	0	0	0	32 501
7017	Public debt transactions (mainly interest)	0	0	0	0	0	0	0	0	0
7018	Transfers of a general character between different levels of government	0	0	0	0	0	0	0	0	0
702	DEFENCE	3 533	6 923 620	0	0	2 893	0	10 781	0	6 940 827
7021	Military defence	3 533	6 923 620	0	0	2 893	0	10 781	0	6 940 827
7022	Civil defence	0	0	0	0	0	0	0	0	0
7023	Foreign military aid	0	0	0	0	0	0	0	0	0
7024	R&D Defence	0	0	0	0	0	0	0	0	0
7025	Defence n.e.c.	0	0	0	0	0	0	0	0	0
703	PUBLIC ORDER AND SAFETY	184 651	214 455	75	0	19 375	0	370 404	0	788 960
7031	Police services	15 409	63 399	0	0	19 375	0	216	0	98 399
7032	Fire protection services	0	0	0	0	0	0	0	0	0
7033	Law courts	169 242	151 056	75	0	0	0	370 188	0	690 561
7034	Prisons	0	0	0	0	0	0	0	0	0
7035	R&D Public order and safety	0	0	0	0	0	0	0	0	0
7036	Public order and safety n.e.c.	0	0	0	0	0	0	0	0	0

Table C - Statement of sources and uses of cash for the 2004/2005 fiscal year

Economic classification		Table 2 Cash payments for operating activities								
		21 Compensation of employees	22 Purchases of goods and services	24 Interest	25 Subsidies	26 Grants	27 Social benefits	28 Other payments	29 Expenses not regarded as transactions	TOTAL (21 - 29)
		R '000	R '000	R '000	R '000	R '000	R '000	R '000	R '000	R '000
704	ECONOMIC AFFAIRS	1 982 915	6 917 935	799 064	32 812	796 751	0	153 327	69	10 682 873
7041	General economic, commercial and labour affairs	727 264	1 209 790	405	32 812	296 149	0	1 364	66	2 267 850
7042	Agriculture, forestry, fishing and hunting	12 507	463 936	7	0	147 408	0	40 202	0	664 060
7043	Fuel and energy	68 654	132 053	11	0	0	0	125	0	200 843
7044	Mining, manufacturing and construction	288 036	1 874 787	121	0	160 971	0	62 923	0	2 386 838
7045	Transport	206 846	1 617 448	796 908	0	112 194	0	764	0	2 734 160
7046	Communication	95 829	314 190	185	0	0	0	1 402	0	411 606
7047	Other industries	188 938	1 048 220	1 297	0	68 792	0	45 878	3	1 353 128
7048	R&D Economic affairs	394 841	257 511	130	0	11 237	0	669	0	664 388
7049	Economic affairs n.e.c.	0	0	0	0	0	0	0	0	0
705	ENVIRONMENTAL PROTECTION	661 421	627 338	17 783	0	0	0	4 223	0	1 310 765
7051	Waste management	0	0	0	0	0	0	0	0	0
7052	Waste water management	0	0	0	0	0	0	0	0	0
7053	Pollution abatement	0	0	0	0	0	0	0	0	0
7054	Protection of biodiversity and landscape	641 120	620 525	17 766	0	0	0	3 845	0	1 283 256
7055	R&D Environmental protection	20 301	6 813	17	0	0	0	378	0	27 509
7056	Environmental protection n.e.c.	0	0	0	0	0	0	0	0	0
706	HOUSING AND COMMUNITY AMENITIES	933 864	3 169 482	755	0	270 876	0	434 961	944	4 810 882
7061	Housing development	59 555	92 151	21	0	0	0	43 617	0	195 344
7062	Community development	97 945	87 026	734	0	15 341	0	69 892	0	270 938
7063	Water supply	760 136	2 959 024	0	0	229 743	0	306 242	944	4 256 089
7064	Street lighting	0	0	0	0	0	0	0	0	0
7065	R&D Housing and community amenities	16 228	31 281	0	0	25 792	0	15 210	0	88 511
7066	Housing and community amenities n.e.c.	0	0	0	0	0	0	0	0	0

Table C - Statement of sources and uses of cash for the 2004/2005 fiscal year

Economic classification		Table 2 Cash payments for operating activities								TOTAL (21 - 29)
		21 Compensation of employees	22 Purchases of goods and services	24 Interest	25 Subsidies	26 Grants	27 Social benefits	28 Other payments	29 Expenses not regarded as transactions	
		R '000	R '000	R '000	R '000	R '000	R '000	R '000	R '000	
707	HEALTH	770 014	679 737	2 897	0	0	0	252	0	1 452 900
7072	Outpatient services	0	0	0	0	0	0	0	0	0
70724	Ambulance services	0	0	0	0	0	0	0	0	0
7073	Hospital services	0	0	0	0	0	0	0	0	0
7074	Public health services	0	0	0	0	0	0	0	0	0
7075	R&D (Health)	737 685	596 007	2 895	0	0	0	0	0	1 336 587
7076	Health n.e.c.	32 329	83 197	2	0	0	0	252	0	115 780
7077	Other	0	533	0	0	0	0	0	0	533
708	RECREATION, CULTURE AND RELIGION	496 862	446 972	508	24 518	78 943	0	63 269	77	1 111 149
7081	Recreational and sporting services	109 438	74 725	42	0	69 626	0	847	0	254 678
7082	Cultural services	371 188	345 480	466	24 518	9 317	0	59 175	0	810 144
7083	Broadcasting and publishing services	12 189	17 876	0	0	0	0	3 247	77	33 389
7084	Religious and other community services	0	0	0	0	0	0	0	0	0
7085	R&D (Recreation, cultural and religion)	0	713	0	0	0	0	0	0	713
7086	Recreation, culture and religion n.e.c.	4 047	8 178	0	0	0	0	0	0	12 225
709	EDUCATION	84 021	218 530	0	0	73 520	0	989 610	0	1 365 681
7091	Pre-primary and primary education	0	0	0	0	0	0	0	0	0
7092	Secondary education	11 350	5 678	0	0	0	0	50	0	17 078
7093	Postsecondary non tertiary education (e.g. ABET)	0	0	0	0	68 138	0	0	0	68 138
7094	Tertiary education	19 409	19 480	0	0	0	0	988 780	0	1 027 669
7095	Education not definable by level	5 445	4 169	0	0	0	0	105	0	9 719
7096	Subsidiary services to education	0	0	0	0	0	0	0	0	0
7097	R&D (Education)	0	0	0	0	0	0	0	0	0
7098	Education n.e.c.	47 817	189 203	0	0	5 382	0	675	0	243 077

Table C - Statement of sources and uses of cash for the 2004/2005 fiscal year

Economic classification		Table 2 Cash payments for operating activities								
		21 Compensation of employees	22 Purchases of goods and services	24 Interest	25 Subsidies	26 Grants	27 Social benefits	28 Other payments	29 Expenses not regarded as transactions	TOTAL (21 - 29)
		R '000	R '000	R '000	R '000	R '000	R '000	R '000	R '000	R '000
710	SOCIAL PROTECTION	623 623	1 125 834	6 707	0	0	7 470 963	2 303	0	9 229 430
7101	Sickness and disability	95 772	803 953	0	0	0	1 753 815	2 289	0	2 655 829
7102	Old age	0	0	0	0	0	0	0	0	0
7103	Survivors	0	0	0	0	0	0	0	0	0
7104	Family and children	0	0	0	0	0	0	0	0	0
7105	Unemployment	207 748	179 411	6 707	0	0	2 475 504	0	0	2 869 370
7106	Housing	0	0	0	0	0	0	0	0	0
7107	Social exclusion n.e.c.	0	0	0	0	0	0	0	0	0
7108	R&D (Social protection)	0	0	0	0	0	0	0	0	0
7109	Social protection n.e.c.	320 103	142 470	0	0	0	3 241 644	14	0	3 704 231

Table C - Statement of sources and uses of cash for the 2004/2005 fiscal year

Economic classification		Table 3 Purchases of non-financial assets				
		611	612	613	614	TOTAL
		Fixed assets	Inventories	Valuables	Non produced assets	(611 - 614)
Functional classification		R '000	R '000	R '000	R '000	R '000
70	GENERAL GOVERNMENT SERVICES	3 426 621	66 030	807	52 871	3 546 329
701	GENERAL PUBLIC SERVICES	352 023	16 435	9	0	368 467
7011	Executive and legislative services, financial and fiscal affairs, other	251 406	0	0	0	251 406
7012	Foreign economic aid	0	0	0	0	0
7013	General services	19 562	0	9	0	19 571
7014	Basic research	80 356	16 420	0	0	96 776
7015	Research and Development General public services	0	0	0	0	0
7016	General public services n.e.c.	699	15	0	0	714
7017	Public debt transactions (mainly interest)	0	0	0	0	0
7018	Transfers of a general character between different levels of	0	0	0	0	0
702	DEFENCE	27 122	0	0	0	27 122
7021	Military defence	27 122	0	0	0	27 122
7022	Civil defence	0	0	0	0	0
7023	Foreign military aid	0	0	0	0	0
7024	R&D Defence	0	0	0	0	0
7025	Defence n.e.c.	0	0	0	0	0
703	PUBLIC ORDER AND SAFETY	28 037	45	0	0	28 082
7031	Police services	3 345	0	0	0	3 345
7032	Fire protection services	0	0	0	0	0
7033	Law courts	24 692	45	0	0	24 737
7034	Prisons	0	0	0	0	0
7035	R&D Public order and safety	0	0	0	0	0
7036	Public order and safety n.e.c.	0	0	0	0	0

Table C - Statement of sources and uses of cash for the 2004/2005 fiscal year

Economic classification		Table 3 Purchases of non-financial assets				
		611 Fixed assets	612 Inventories	613 Valuables	614 Non produced assets	TOTAL (611 - 614)
		R '000	R '000	R '000	R '000	R '000
704	ECONOMIC AFFAIRS	1 078 204	1 239	0	12 302	1 091 745
7041	General economic, commercial and labor affairs	43 097	175	0	0	43 272
7042	Agriculture, forestry, fishing and hunting	123 515	0	0	425	123 940
7043	Fuel and energy	2 258	0	0	0	2 258
7044	Mining, manufacturing and construction	21 174	0	0	0	21 174
7045	Transport	750 112	0	0	11 877	761 989
7046	Communication	7 092	746	0	0	7 838
7047	Other industries	89 139	286	0	0	89 425
7048	R&D Economic affairs	41 817	32	0	0	41 849
7049	Economic affairs n.e.c.	0	0	0	0	0
705	ENVIRONMENTAL PROTECTION	103 689	47 625	0	40 569	191 883
7051	Waste management	0	0	0	0	0
7052	Waste water management	0	0	0	0	0
7053	Pollution abatement	0	0	0	0	0
7054	Protection of biodiversity and landscape	100 054	47 518	0	40 569	188 141
7055	R&D Environmental protection	3 635	107	0	0	3 742
7056	Environmental protection n.e.c.	0	0	0	0	0
706	HOUSING AND COMMUNITY AMENITIES	1 672 002	0	0	0	1 672 002
7061	Housing development	6 536	0	0	0	6 536
7062	Community development	3 731	0	0	0	3 731
7063	Water supply	1 661 013	0	0	0	1 661 013
7064	Street lighting	0	0	0	0	0
7065	R&D Housing and community amenities	722	0	0	0	722
7066	Housing and community amenities n.e.c.	0	0	0	0	0

Table C - Statement of sources and uses of cash for the 2004/2005 fiscal year

Economic classification Functional classification		Table 3 Purchases of non-financial assets				
		611 Fixed assets	612 Inventories	613 Valuables	614 Non produced assets	TOTAL (611 - 614)
		R '000	R '000	R '000	R '000	R '000
707	HEALTH	74 381	24	0	0	74 405
7072	Outpatient services	0	0	0	0	0
70724	Ambulance services	0	0	0	0	0
7073	Hospital services	0	0	0	0	0
7074	Public health services	0	0	0	0	0
7075	Research and Development (Health)	72 792	24	0	0	72 816
7076	Health n.e.c.	1 589	0	0	0	1 589
7077	Other	0	0	0	0	0
708	RECREATION, CULTURE AND RELIGION	74 639	623	798	0	76 060
7081	Recreational and sporting services	9 148	48	0	0	9 196
7082	Cultural services	62 669	575	798	0	64 042
7083	Broadcasting and publishing services	2 254	0	0	0	2 254
7084	Religious and other community services	0	0	0	0	0
7085	Research and Development (Recreation, cultural and religion)	0	0	0	0	0
7086	Recreation, culture and religion n.e.c.	568	0	0	0	568
709	EDUCATION	4 700	39	0	0	4 739
7091	Pre-primary and primary education	0	0	0	0	0
7092	Secondary education	892	0	0	0	892
7093	Postsecondary non tertiary education (e.g. ABET)	0	0	0	0	0
7094	Tertiary education	1 460	0	0	0	1 460
7095	Education not definable by level	89	0	0	0	89
7096	Subsidiary services to education	0	0	0	0	0
7097	Research and Development (Education)	0	0	0	0	0
7098	Education n.e.c.	2 259	39	0	0	2 298

Table C - Statement of sources and uses of cash for the 2004/2005 fiscal year

Economic classification		Table 3 Purchases of non-financial assets				
		611 Fixed assets	612 Inventories	613 Valuables	614 Non produced assets	TOTAL (611 - 614)
		R '000	R '000	R '000	R '000	R '000
710	SOCIAL PROTECTION	11 824	0	0	0	11 824
7101	Sickness and disability	5 507	0	0	0	5 507
7102	Old age	0	0	0	0	0
7103	Survivors	0	0	0	0	0
7104	Family and children	0	0	0	0	0
7105	Unemployment	846	0	0	0	846
7106	Housing	0	0	0	0	0
7107	Social exclusion n.e.c.	0	0	0	0	0
7108	Research and Development (Social protection)	0	0	0	0	0
7109	Social protection n.e.c.	5 471	0	0	0	5 471

Table C - Statement of sources and uses of cash for the 2004/2005 fiscal year

	R '000
Table 4 Sale of non-financial assets	60 896
311 Fixed assets	50 280
312 Strategic stocks	0
313 Valuables	0
314 Non produced assets	10 616

Table C - Statement of sources and uses of cash for the 2004/2005 fiscal year

	R '000
Table 5 Net acquisition of financial assets other than cash	-7 098 608
321 Domestic	-7 098 503
322 Foreign	-105

Table C - Statement of sources and uses of cash for the 2004/2005 fiscal year

	R '000
Table 6 Net incurrence of liabilities	833 274
331 Domestic	835 116
332 Foreign	-1 842

Table 1 - Economic classification of cash receipts from operating activities for the 2004/2005 fiscal year

		R '000
1	Revenue	57 903 174
11	Taxes	711 565
111	Taxes on income, profits and capital gains	0
1111	Payable by individuals	0
1112	Payable by businesses	0
1113	Unallocable	0
112	Taxes on pay-roll and workforce	121 282
113	Taxes on property	0
1131	Recurrent taxes on immovable property	0
1132	Recurrent taxes on net wealth	0
1133	Estate, inheritance and gift taxes	0
1134	Taxes on financial and capital transactions	0
1135	Other non-recurrent taxes on property	0
1136	Other recurrent taxes on property	0
114	Taxes on goods and services	309 146
1141	General taxes on goods and services	0
11411	Value-added taxes	0
11412	Sales taxes	0
11413	Turnover	0
1142	Excises	0
1143	Profits of fiscal monopolies	0
1144	Taxes on specific services (incl. gambling and betting)	248 494
1145	Taxes on use of goods on permission to use goods or perform activities	0
11451	Motor vehicle taxes	0
11452	Other (Business and professional licenses)	0
1146	Other taxes on goods and services	60 652
115	Taxes on international trade and transactions	281 137
1151	Customs and other import duties	0
1152	Taxes on exports	76 672
1153	Profits of export or import monopolies	0
1154	Exchange profits	204 465
1155	Exchange taxes	0
1156	Other	0
116	Other taxes	0
1161	Payable solely by business	0
1162	Payable by other than business or unidentifiable	0

Table 1 - Economic classification of cash receipts from operating activities for the 2004/2005 fiscal year

		R '000
12	Social contributions	9 191 328
121	Social security contributions	9 191 328
1211	Employee contributions	0
1212	Employer contributions	0
1213	Self-employed or non employed	0
1214	Unallocable	9 191 328
122	Other social contributions	0
1221	Employee contributions	0
1222	Employer contributions	0
1223	Imputed contributions	0
13	Grants	32 536 831
131	Foreign governments	19 072
1311	Current	16 808
1312	Capital	2 264
132	International institutions	179 455
1321	Current	177 543
1322	Capital	1 912
133	Other general government institutions	32 338 304
1331	Current	31 149 980
13311	National government	29 361 261
13312	National extra-budgetary	767 138
13313	Provincial government	917 485
13314	Provincial extra-budgetary	0
13315	Social security funds	0
13316	Universities	252
13317	Universities of technology	0
13318	Municipalities	103 844
1332	Capital	1 188 324
13321	National government	906 152
13322	National extra-budgetary	49 545
13323	Provincial government	156 746
13324	Provincial extra-budgetary	0
	Social security funds	0
13326	Universities	75 881
13327	Universities of technology	0
13328	Municipalities	0

Table 1 - Economic classification of cash receipts from operating activities for the 2004/2005 fiscal year

		R '000
14	Other revenue	15 463 450
141	Property income	2 379 207
1411	Interest	2 325 625
1412	Dividends	16 844
1413	Withdrawals from income of quasi-corporations	610
1414	Property income attributed to insurance policyholders	0
1415	Rent (including Royalties)	36 128
142	Sales of goods and services	12 376 939
1421	Sales by market establishment	0
1422	Administrative fees (compulsory licences, drivers licences, passports, court fees)	1 057 963
1423	Incidental sales by non-market establishments (museums, hospital fees, tuition fees)	10 146 517
1424	Imputed sales of goods and services	0
1425	Incidental sales to other General Government institutions	1 172 459
14251	National government	674 900
14252	National extra-budgetary	114 674
14253	Provincial government	251 344
14254	Provincial extra-budgetary	0
14255	Social security funds	0
14256	Universities	40
14257	Universities of technology	0
14258	Municipalities	131 501

Table 1 - Economic classification of cash receipts from operating activities for the 2004/2005 fiscal year

		R '000
143	Fines, penalties and forfeits	141 780
144	Voluntary transfers other than grants	426 500
1441	Current	236 182
14411	Non-financial public corporation	10 799
14412	Financial public corporation	1 899
14413	NPISH	-32 847
14414	Households	24 260
14415	Private sector	123 102
14416	Other	108 969
1442	Capital	190 318
14421	Non-financial public corporations	0
14422	Financial public corporations	0
14423	NPISH	3 098
14424	Households	185 157
14425	Private	2 063
145	Miscellaneous and unidentified revenue	139 024
1451	Selling of scrap and waste	3
1452	Stale cheques	0
1453	Recoveries of previous year expenditure	903
1454	Non-life insurance claims	76
1455	Damage to government property	0
1456	Profits on sale of Non-Financial assets	135 356
1457	Profits on Financial assets	2 625
1458	Other	61

Table 2 - Economic and functional classification of cash payments for operating activities for the 2004/2005 fiscal year

Functional classification		Economic classification				TOTAL (2111 - 2122) R '000
		21 Compensation of employees		212 Social contributions		
		2111 Wages and salaries in cash	2112 Wages and salaries in kind	2121 Actual social contributions	2122 Imputed social contributions	
		R '000	R '000	R '000	R '000	
70	GENERAL GOVERNMENT SERVICES	9 624 180	0	0	0	9 624 180
701	GENERAL PUBLIC SERVICES	3 883 276	0	0	0	3 883 276
7011	Executive and legislative services, financial and fiscal affairs, other than foreign aid	2 771 968	0	0	0	2 771 968
70111	Executive and legislative services	0	0	0	0	0
70112	Financial and fiscal affairs	2 771 968	0	0	0	2 771 968
70113	External Affairs	0	0	0	0	0
7012	Foreign economic aid	0	0	0	0	0
70121	Economic aid to developing countries and countries in transition	0	0	0	0	0
70122	Economic aid routed through international agencies	0	0	0	0	0
7013	General services	253 293	0	0	0	253 293
70131	General personnel services	0	0	0	0	0
70132	Overall planning and statistical services	9 675	0	0	0	9 675
70133	Other general services	243 618	0	0	0	243 618
7014	Basic research	842 909	0	0	0	842 909
7015	R&D General public services	0	0	0	0	0
7016	General public services n.e.c.	15 106	0	0	0	15 106
7017	Public debt transactions (mainly interest)	0	0	0	0	0
7018	Transfers of a general character between different levels of government	0	0	0	0	0

Table 2 - Economic and functional classification of cash payments for operating activities for the 2004/2005 fiscal year

Functional classification		Economic classification				TOTAL (2111 - 2122) R '000
		21 Compensation of employees		212 Social contributions		
		2111 Wages and salaries in cash	2112 Wages and salaries in kind	2121 Actual social contributions	2122 Imputed social contributions	
		R '000	R '000	R '000	R '000	
702	DEFENCE	3 533	0	0	0	3 533
7021	Military defence	3 533	0	0	0	3 533
7022	Civil defence	0	0	0	0	0
7023	Foreign military aid	0	0	0	0	0
7024	R&D Defence	0	0	0	0	0
7025	Defence n.e.c.	0	0	0	0	0
703	PUBLIC ORDER AND SAFETY	184 651	0	0	0	184 651
7031	Police services	15 409	0	0	0	15 409
7032	Fire protection services	0	0	0	0	0
7033	Law courts	169 242	0	0	0	169 242
7034	Prisons	0	0	0	0	0
7035	R&D Public order and safety	0	0	0	0	0
7036	Public order and safety n.e.c.	0	0	0	0	0
704	ECONOMIC AFFAIRS	1 982 915	0	0	0	1 982 915
7041	General economic, commercial and labour affairs	727 264	0	0	0	727 264
70411	General economic and commercial affairs	620 850	0	0	0	620 850
70412	General labour affairs	106 414	0	0	0	106 414
7042	Agriculture, forestry, fishing and hunting	12 507	0	0	0	12 507
70421	Agriculture	10 291	0	0	0	10 291
70422	Forestry	2 216	0	0	0	2 216
70423	Fishing and hunting	0	0	0	0	0

Table 2 - Economic and functional classification of cash payments for operating activities for the 2004/2005 fiscal year

Functional classification		Economic classification				TOTAL (2111 - 2122) R '000
		21 Compensation of employees		212 Social contributions		
		2111 Wages and salaries in cash	2112 Wages and salaries in kind	2121 Actual social contributions	2122 Imputed social contributions	
		R '000	R '000	R '000	R '000	
7043	Fuel and energy	68 654	0	0	0	68 654
70431	Coal and other solid mineral fuels	0	0	0	0	0
70432	Petroleum and natural gas	0	0	0	0	0
70433	Nuclear fuels	35 371	0	0	0	35 371
70434	Other fuels	0	0	0	0	0
70435	Electricity	33 283	0	0	0	33 283
70436	Non electric energy	0	0	0	0	0
7044	Mining, manufacturing and construction	288 036	0	0	0	288 036
70441	Mining of mineral resources other than mineral fuels	152 487	0	0	0	152 487
70442	Manufacturing	119 306	0	0	0	119 306
70443	Construction	16 243	0	0	0	16 243
7045	Transport	206 846	0	0	0	206 846
70451	Road transport	94 755	0	0	0	94 755
70452	Water transport	24 736	0	0	0	24 736
70453	Railway transport	3 397	0	0	0	3 397
70454	Air transport	73 002	0	0	0	73 002
70455	Pipeline and other transport	10 956	0	0	0	10 956
7046	Communication	95 829	0	0	0	95 829
70461	R&D (Communication)	0	0	0	0	0
70462	Other communication	95 829	0	0	0	95 829

Table 2 - Economic and functional classification of cash payments for operating activities for the 2004/2005 fiscal year

Functional classification		Economic classification				TOTAL (2111 - 2122) R '000
		21 Compensation of employees		212 Social contributions		
		2111 Wages and salaries in cash	2112 Wages and salaries in kind	2121 Actual social contributions	2122 Imputed social contributions	
		R '000	R '000	R '000	R '000	
7047	Other industries	188 938	0	0	0	188 938
70471	Distributive trades, storage and warehousing	9 554	0	0	0	9 554
70472	Hotels and restaurants	0	0	0	0	0
70473	Tourism	179 384	0	0	0	179 384
70474	Multipurpose development projects	0	0	0	0	0
7048	R&D Economic affairs	394 841	0	0	0	394 841
70481	R&D General economic, commercial and labour affairs	5 615	0	0	0	5 615
70482	R&D Agriculture, forestry, fishing and hunting	304 159	0	0	0	304 159
70483	R&D Fuel and energy	0	0	0	0	0
70484	R&D Mining, manufacturing and construction	85 067	0	0	0	85 067
70485	R&D Transport	0	0	0	0	0
70486	R&D Communication	0	0	0	0	0
70487	R&D Other industries	0	0	0	0	0
7049	Economic affairs n.e.c.	0	0	0	0	0
705	ENVIRONMENTAL PROTECTION	661 421	0	0	0	661 421
7051	Waste management	0	0	0	0	0
7052	Waste water management	0	0	0	0	0
7053	Pollution abatement	0	0	0	0	0
7054	Protection of biodiversity and landscape	641 120	0	0	0	641 120
7055	R&D Environmental protection	20 301	0	0	0	20 301
7056	Environmental protection n.e.c.	0	0	0	0	0

Table 2 - Economic and functional classification of cash payments for operating activities for the 2004/2005 fiscal year

Functional classification		Economic classification				TOTAL (2111 - 2122) R '000
		21 Compensation of employees		212 Social contributions		
		2111 Wages and salaries in cash	2112 Wages and salaries in kind	2121 Actual social contributions	2122 Imputed social contributions	
		R '000	R '000	R '000	R '000	
706	HOUSING AND COMMUNITY AMENITIES	933 864	0	0	0	933 864
7061	Housing development	59 555	0	0	0	59 555
7062	Community development	97 945	0	0	0	97 945
7063	Water supply	760 136	0	0	0	760 136
7064	Street lighting	0	0	0	0	0
7065	R&D Housing and community amenities	16 228	0	0	0	16 228
7066	Housing and community amenities n.e.c.	0	0	0	0	0
707	HEALTH	770 014	0	0	0	770 014
7072	Outpatient services	0	0	0	0	0
70724	Ambulance services	0	0	0	0	0
7073	Hospital services	0	0	0	0	0
7074	Public health services	0	0	0	0	0
7075	R&D (Health)	737 685	0	0	0	737 685
7076	Health n.e.c.	32 329	0	0	0	32 329
7077	Other	0	0	0	0	0
708	RECREATION, CULTURE AND RELIGION	496 862	0	0	0	496 862
7081	Recreational and sporting services	109 438	0	0	0	109 438
7082	Cultural services	371 188	0	0	0	371 188
7083	Broadcasting and publishing services	12 189	0	0	0	12 189
7084	Religious and other community services	0	0	0	0	0
7085	R&D (Recreation, cultural and religion)	0	0	0	0	0
7086	Recreation, culture and religion n.e.c.	4 047	0	0	0	4 047

Table 2 - Economic and functional classification of cash payments for operating activities for the 2004/2005 fiscal year

Functional classification		Economic classification				TOTAL (2111 - 2122) R '000
		21 Compensation of employees		212 Social contributions		
		2111 Wages and salaries in cash	2112 Wages and salaries in kind	2121 Actual social contributions	2122 Imputed social contributions	
		R '000	R '000	R '000	R '000	
709	EDUCATION	84 021	0	0	0	84 021
7091	Pre-primary and primary education	0	0	0	0	0
7092	Secondary education	11 350	0	0	0	11 350
7093	Postsecondary non tertiary education (e.g. ABET)	0	0	0	0	0
7094	Tertiary education	19 409	0	0	0	19 409
7095	Education not definable by level	5 445	0	0	0	5 445
7096	Subsidiary services to education	0	0	0	0	0
7097	R&D (Education)	0	0	0	0	0
7098	Education n.e.c.	47 817	0	0	0	47 817
710	SOCIAL PROTECTION	623 623	0	0	0	623 623
7101	Sickness and disability	95 772	0	0	0	95 772
71011	Sickness	95 772	0	0	0	95 772
71012	Disability	0	0	0	0	0
7102	Old age	0	0	0	0	0
7103	Survivors	0	0	0	0	0
7104	Family and children	0	0	0	0	0
7105	Unemployment	207 748	0	0	0	207 748
7106	Housing	0	0	0	0	0
7107	Social exclusion n.e.c.	0	0	0	0	0
7108	R&D (Social protection)	0	0	0	0	0
7109	Social protection n.e.c.	320 103	0	0	0	320 103

Table 2 - Economic and functional classification of cash payments for operating activities for the 2004/2005 fiscal year

Functional classification		Economic classification									TOTAL (223 - 2248)	
		22 Use of goods and services										
		223 Other goods and services	224 Professional services rendered by other general government institutions									
		2241 National government	2242 National extra- budgetary	2243 Provincial government	2244 Provincial extra- budgetary	2245 Social security funds	2246 Universities	2247 Universities of technology	2248 Municipalities			
		R '000	R '000	R '000	R '000	R '000	R '000	R '000	R '000	R '000	R '000	
70	GENERAL GOVERNMENT SERVICES	23 246 664	6 938	130 186	0	0	0	0	0	0	23 383 788	
701	GENERAL PUBLIC SERVICES	3 039 895	0	19 990	0	0	0	0	0	0	3 059 885	
7011	Executive and legislative services, financial and fiscal affairs, other than foreign aid	1 661 902	0	11 878	0	0	0	0	0	0	1 673 780	
70111	Executive and legislative services	0	0	0	0	0	0	0	0	0	0	
70112	Financial and fiscal affairs	1 661 902	0	11 878	0	0	0	0	0	0	1 673 780	
70113	External Affairs	0	0	0	0	0	0	0	0	0	0	
7012	Foreign economic aid	0	0	0	0	0	0	0	0	0	0	
70121	Economic aid to developing countries and countries in transition	0	0	0	0	0	0	0	0	0	0	
70122	Economic aid routed through international agencies	0	0	0	0	0	0	0	0	0	0	
7013	General services	827 288	0	4 627	0	0	0	0	0	0	831 915	
70131	General personnel services	0	0	0	0	0	0	0	0	0	0	
70132	Overall planning and statistical services	62 741	0	169	0	0	0	0	0	0	62 910	
70133	Other general services	764 547	0	4 458	0	0	0	0	0	0	769 005	
7014	Basic research	533 545	0	3 250	0	0	0	0	0	0	536 795	
7015	R&D General public services	0	0	0	0	0	0	0	0	0	0	
7016	General public services n.e.c.	17 160	0	235	0	0	0	0	0	0	17 395	
7017	Public debt transactions (mainly interest)	0	0	0	0	0	0	0	0	0	0	
7018	Transfers of a general character between different levels of government	0	0	0	0	0	0	0	0	0	0	

Table 2 - Economic and functional classification of cash payments for operating activities for the 2004/2005 fiscal year

Functional classification		Economic classification									TOTAL (223 - 2248)	
		22 Use of goods and services										
		223 Other goods and services	224 Professional services rendered by other general government institutions									
		2241 National government	2242 National extra- budgetary	2243 Provincial government	2244 Provincial extra- budgetary	2245 Social security funds	2246 Universities	2247 Universities of technology	2248 Municipalities			
		R '000	R '000	R '000	R '000	R '000	R '000	R '000	R '000	R '000	R '000	
702	DEFENCE	6 923 541	0	79	0	0	0	0	0	0	6 923 620	
7021	Military defence	6 923 541	0	79	0	0	0	0	0	0	6 923 620	
7022	Civil defence	0	0	0	0	0	0	0	0	0	0	
7023	Foreign military aid	0	0	0	0	0	0	0	0	0	0	
7024	R&D Defence	0	0	0	0	0	0	0	0	0	0	
7025	Defence n.e.c.	0	0	0	0	0	0	0	0	0	0	
703	PUBLIC ORDER AND SAFETY	211 812	0	2 643	0	0	0	0	0	0	214 455	
7031	Police services	63 141	0	258	0	0	0	0	0	0	63 399	
7032	Fire protection services	0	0	0	0	0	0	0	0	0	0	
7033	Law courts	148 671	0	2 385	0	0	0	0	0	0	151 056	
7034	Prisons	0	0	0	0	0	0	0	0	0	0	
7035	R&D Public order and safety	0	0	0	0	0	0	0	0	0	0	
7036	Public order and safety n.e.c.	0	0	0	0	0	0	0	0	0	0	
704	ECONOMIC AFFAIRS	6 832 810	6 938	78 187	0	0	0	0	0	0	6 917 935	
7041	General economic, commercial and labour affairs	1 148 649	0	61 141	0	0	0	0	0	0	1 209 790	
70411	General economic and commercial affairs	749 034	0	5 051	0	0	0	0	0	0	754 085	
70412	General labour affairs	399 615	0	56 090	0	0	0	0	0	0	455 705	
7042	Agriculture, forestry, fishing and hunting	455 399	6 938	1 599	0	0	0	0	0	0	463 936	
70421	Agriculture	158 059	0	444	0	0	0	0	0	0	158 503	
70422	Forestry	97 489	0	120	0	0	0	0	0	0	97 609	
70423	Fishing and hunting	199 851	6 938	1 035	0	0	0	0	0	0	207 824	

Table 2 - Economic and functional classification of cash payments for operating activities for the 2004/2005 fiscal year

Functional classification		Economic classification 22 Use of goods and services									TOTAL (223 - 2248)
		223 Other goods and services	224 Professional services rendered by other general government institutions								
			2241 National government	2242 National extra- budgetary	2243 Provincial government	2244 Provincial extra- budgetary	2245 Social security funds	2246 Universities	2247 Universities of technology	2248 Municipalities	
		R '000	R '000	R '000	R '000	R '000	R '000	R '000	R '000	R '000	
7043	Fuel and energy	130 985	0	1 068	0	0	0	0	0	0	132 053
70431	Coal and other solid mineral fuels	0	0	0	0	0	0	0	0	0	0
70432	Petroleum and natural gas	0	0	0	0	0	0	0	0	0	0
70433	Nuclear fuels	12 006	0	301	0	0	0	0	0	0	12 307
70434	Other fuels	0	0	0	0	0	0	0	0	0	0
70435	Electricity	118 979	0	767	0	0	0	0	0	0	119 746
70436	Non electric energy	0	0	0	0	0	0	0	0	0	0
7044	Mining, manufacturing and construction	1 870 791	0	3 996	0	0	0	0	0	0	1 874 787
70441	Mining of mineral resources other than mineral fuels	358 655	0	1 743	0	0	0	0	0	0	360 398
70442	Manufacturing	1 319 938	0	1 727	0	0	0	0	0	0	1 321 665
70443	Construction	192 198	0	526	0	0	0	0	0	0	192 724
7045	Transport	1 613 072	0	4 376	0	0	0	0	0	0	1 617 448
70451	Road transport	1 397 974	0	3 328	0	0	0	0	0	0	1 401 302
70452	Water transport	14 432	0	520	0	0	0	0	0	0	14 952
70453	Railway transport	2 776	0	264	0	0	0	0	0	0	3 040
70454	Air transport	29 731	0	195	0	0	0	0	0	0	29 926
70455	Pipeline and other transport	168 159	0	69	0	0	0	0	0	0	168 228
7046	Communication	313 374	0	816	0	0	0	0	0	0	314 190
70461	R&D (Communication)	0	0	0	0	0	0	0	0	0	0
70462	Other communication	313 374	0	816	0	0	0	0	0	0	314 190

Table 2 - Economic and functional classification of cash payments for operating activities for the 2004/2005 fiscal year

Functional classification		Economic classification									TOTAL (223 - 2248)	
		22 Use of goods and services										
		223 Other goods and services	224 Professional services rendered by other general government institutions									
		2241 National government	2242 National extra- budgetary	2243 Provincial government	2244 Provincial extra- budgetary	2245 Social security funds	2246 Universities	2247 Universities of technology	2248 Municipalities			
		R '000	R '000	R '000	R '000	R '000	R '000	R '000	R '000	R '000	R '000	
7047	Other industries	1 045 293	0	2 927	0	0	0	0	0	0	1 048 220	
70471	Distributive trades, storage and warehousing	320 117	0	205	0	0	0	0	0	0	320 322	
70472	Hotels and restaurants	0	0	0	0	0	0	0	0	0	0	
70473	Tourism	725 176	0	2 722	0	0	0	0	0	0	727 898	
70474	Multipurpose development projects	0	0	0	0	0	0	0	0	0	0	
7048	R&D Economic affairs	255 247	0	2 264	0	0	0	0	0	0	257 511	
70481	R&D General economic, commercial and labour affairs	4 852	0	109	0	0	0	0	0	0	4 961	
70482	R&D Agriculture, forestry, fishing and hunting	207 528	0	1 805	0	0	0	0	0	0	209 333	
70483	R&D Fuel and energy	0	0	0	0	0	0	0	0	0	0	
70484	R&D Mining, manufacturing and construction	37 564	0	344	0	0	0	0	0	0	37 908	
70485	R&D Transport	0	0	0	0	0	0	0	0	0	0	
70486	R&D Communication	0	0	0	0	0	0	0	0	0	0	
70487	R&D Other industries	5 303	0	6	0	0	0	0	0	0	5 309	
7049	Economic affairs n.e.c.	0	0	0	0	0	0	0	0	0	0	
705	ENVIRONMENTAL PROTECTION	623 379	0	3 959	0	0	0	0	0	0	627 338	
7051	Waste management	0	0	0	0	0	0	0	0	0	0	
7052	Waste water management	0	0	0	0	0	0	0	0	0	0	
7053	Pollution abatement	0	0	0	0	0	0	0	0	0	0	
7054	Protection of biodiversity and landscape	616 746	0	3 779	0	0	0	0	0	0	620 525	
7055	R&D Environmental protection	6 633	0	180	0	0	0	0	0	0	6 813	
7056	Environmental protection n.e.c.	0	0	0	0	0	0	0	0	0	0	

Table 2 - Economic and functional classification of cash payments for operating activities for the 2004/2005 fiscal year

Functional classification		Economic classification									TOTAL (223 - 2248)	
		22 Use of goods and services										
		223 Other goods and services	224 Professional services rendered by other general government institutions									
		2241 National government	2242 National extra- budgetary	2243 Provincial government	2244 Provincial extra- budgetary	2245 Social security funds	2246 Universities	2247 Universities of technology	2248 Municipalities			
		R '000	R '000	R '000	R '000	R '000	R '000	R '000	R '000	R '000	R '000	
706	HOUSING AND COMMUNITY AMENITIES	3 167 559	0	1 923	0	0	0	0	0	0	3 169 482	
7061	Housing development	91 856	0	295	0	0	0	0	0	0	92 151	
7062	Community development	85 733	0	1 293	0	0	0	0	0	0	87 026	
7063	Water supply	2 958 832	0	192	0	0	0	0	0	0	2 959 024	
7064	Street lighting	0	0	0	0	0	0	0	0	0	0	
7065	R&D Housing and community amenities	31 138	0	143	0	0	0	0	0	0	31 281	
7066	Housing and community amenities n.e.c.	0	0	0	0	0	0	0	0	0	0	
707	HEALTH	675 171	0	4 566	0	0	0	0	0	0	679 737	
7072	Outpatient services	0	0	0	0	0	0	0	0	0	0	
70724	Ambulance services	0	0	0	0	0	0	0	0	0	0	
7073	Hospital services	0	0	0	0	0	0	0	0	0	0	
7074	Public health services	0	0	0	0	0	0	0	0	0	0	
7075	R&D (Health)	591 824	0	4 183	0	0	0	0	0	0	596 007	
7076	Health n.e.c.	82 814	0	383	0	0	0	0	0	0	83 197	
7077	Other	533	0	0	0	0	0	0	0	0	533	
708	RECREATION, CULTURE AND RELIGION	439 320	0	7 652	0	0	0	0	0	0	446 972	
7081	Recreational and sporting services	72 464	0	2 261	0	0	0	0	0	0	74 725	
7082	Cultural services	340 602	0	4 878	0	0	0	0	0	0	345 480	
7083	Broadcasting and publishing services	17 461	0	415	0	0	0	0	0	0	17 876	
7084	Religious and other community services	0	0	0	0	0	0	0	0	0	0	
7085	R&D (Recreation, cultural and religion)	713	0	0	0	0	0	0	0	0	713	
7086	Recreation, culture and religion n.e.c.	8 080	0	98	0	0	0	0	0	0	8 178	

Table 2 - Economic and functional classification of cash payments for operating activities for the 2004/2005 fiscal year

Economic classification		22 Use of goods and services									TOTAL (223 - 2248) R '000
		223 Other goods and services R '000	224 Professional services rendered by other general government institutions								
			2241 National government R '000	2242 National extra- budgetary R '000	2243 Provincial government R '000	2244 Provincial extra- budgetary R '000	2245 Social security funds R '000	2246 Universities R '000	2247 Universities of technology R '000	2248 Municipalities R '000	
709	EDUCATION	216 787	0	1 743	0	0	0	0	0	0	218 530
7091	Pre-primary and primary education	0	0	0	0	0	0	0	0	0	0
7092	Secondary education	5 537	0	141	0	0	0	0	0	0	5 678
7093	Postsecondary non tertiary education (e.g. ABET)	0	0	0	0	0	0	0	0	0	0
7094	Tertiary education	19 001	0	479	0	0	0	0	0	0	19 480
7095	Education not definable by level	3 909	0	260	0	0	0	0	0	0	4 169
7096	Subsidiary services to education	0	0	0	0	0	0	0	0	0	0
7097	R&D (Education)	0	0	0	0	0	0	0	0	0	0
7098	Education n.e.c.	188 340	0	863	0	0	0	0	0	0	189 203
710	SOCIAL PROTECTION	1 116 390	0	9 444	0	0	0	0	0	0	1 125 834
7101	Sickness and disability	802 584	0	1 369	0	0	0	0	0	0	803 953
71011	Sickness	802 584	0	1 369	0	0	0	0	0	0	803 953
71012	Disability	0	0	0	0	0	0	0	0	0	0
7102	Old age	0	0	0	0	0	0	0	0	0	0
7103	Survivors	0	0	0	0	0	0	0	0	0	0
7104	Family and children	0	0	0	0	0	0	0	0	0	0
7105	Unemployment	173 907	0	5 504	0	0	0	0	0	0	179 411
7106	Housing	0	0	0	0	0	0	0	0	0	0
7107	Social exclusion n.e.c.	0	0	0	0	0	0	0	0	0	0
7108	R&D (Social protection)	0	0	0	0	0	0	0	0	0	0
7109	Social protection n.e.c.	139 899	0	2 571	0	0	0	0	0	0	142 470

Table 2 - Economic and functional classification of cash payments for operating activities for the 2004/2005 fiscal year

Functional classification		Economic classification											TOTAL (241 - 2438)	
		24 Interest		243 To other general government institutions										TOTAL (2431 - 2438)
		241 To non-residents	242 To residents	2431 National government	2432 National extra-budgetary	2433 Provincial government	2434 Provincial extra-budgetary	2435 Social security funds	2436 Universities	2437 Universities of technology	2438 Municipalities			
R '000	R '000	R '000	R '000	R '000	R '000	R '000	R '000	R '000	R '000	R '000	R '000			
70	GENERAL GOVERNMENT SERVICES	2	831 524	0	0	0	0	0	0	0	0	0	831 526	
701	GENERAL PUBLIC SERVICES	0	3 737	0	0	0	0	0	0	0	0	0	3 737	
7011	Executive and legislative services, financial and fiscal affairs, other than foreign aid	0	2 167	0	0	0	0	0	0	0	0	0	2 167	
70111	Executive and legislative services	0	0	0	0	0	0	0	0	0	0	0	0	
70112	Financial and fiscal affairs	0	2 167	0	0	0	0	0	0	0	0	0	2 167	
70113	External Affairs	0	0	0	0	0	0	0	0	0	0	0	0	
7012	Foreign economic aid	0	0	0	0	0	0	0	0	0	0	0	0	
70121	Economic aid to developing countries and countries in transition	0	0	0	0	0	0	0	0	0	0	0	0	
70122	Economic aid routed through international agencies	0	0	0	0	0	0	0	0	0	0	0	0	
7013	General services	0	415	0	0	0	0	0	0	0	0	0	415	
70131	General personnel services	0	0	0	0	0	0	0	0	0	0	0	0	
70132	Overall planning and statistical services	0	88	0	0	0	0	0	0	0	0	0	88	
70133	Other general services	0	327	0	0	0	0	0	0	0	0	0	327	
7014	Basic research	0	1 155	0	0	0	0	0	0	0	0	0	1 155	
7015	R&D General public services	0	0	0	0	0	0	0	0	0	0	0	0	
7016	General public services n.e.c.	0	0	0	0	0	0	0	0	0	0	0	0	
7017	Public debt transactions (mainly interest)	0	0	0	0	0	0	0	0	0	0	0	0	
7018	Transfers of a general character between different levels of government	0	0	0	0	0	0	0	0	0	0	0	0	

Table 2 - Economic and functional classification of cash payments for operating activities for the 2004/2005 fiscal year

Functional classification		Economic classification										TOTAL		
		24 Interest		243 To other general government institutions								TOTAL		(241 - 2438)
		241 To non-residents	242 To residents	2431 National government	2432 National extra-budgetary	2433 Provincial government	2434 Provincial extra-budgetary	2435 Social security funds	2436 Universities	2437 Universities of technology	2438 Municipalities	(2431 - 2438)		
R '000	R '000	R '000	R '000	R '000	R '000	R '000	R '000	R '000	R '000	R '000	R '000			
702	DEFENCE	0	0	0	0	0	0	0	0	0	0	0	0	
7021	Military defence	0	0	0	0	0	0	0	0	0	0	0	0	
7022	Civil defence	0	0	0	0	0	0	0	0	0	0	0	0	
7023	Foreign military aid	0	0	0	0	0	0	0	0	0	0	0	0	
7024	R&D defence	0	0	0	0	0	0	0	0	0	0	0	0	
7025	Defence n.e.c.	0	0	0	0	0	0	0	0	0	0	0	0	
703	PUBLIC ORDER AND SAFETY	0	75	0	0	0	0	0	0	0	0	0	75	
7031	Police services	0	0	0	0	0	0	0	0	0	0	0	0	
7032	Fire protection services	0	0	0	0	0	0	0	0	0	0	0	0	
7033	Law courts	0	75	0	0	0	0	0	0	0	0	0	75	
7034	Prisons	0	0	0	0	0	0	0	0	0	0	0	0	
7035	R&D Public order and safety	0	0	0	0	0	0	0	0	0	0	0	0	
7036	Public order and safety n.e.c.	0	0	0	0	0	0	0	0	0	0	0	0	
704	ECONOMIC AFFAIRS	0	799 064	0	0	0	0	0	0	0	0	0	799 064	
7041	General economic, commercial and labour affairs	0	405	0	0	0	0	0	0	0	0	0	405	
70411	General economic and commercial affairs	0	338	0	0	0	0	0	0	0	0	0	338	
70412	General labour affairs	0	67	0	0	0	0	0	0	0	0	0	67	
7042	Agriculture, forestry, fishing and hunting	0	7	0	0	0	0	0	0	0	0	0	7	
70421	Agriculture	0	0	0	0	0	0	0	0	0	0	0	0	
70422	Forestry	0	0	0	0	0	0	0	0	0	0	0	0	
70423	Fishing and hunting	0	7	0	0	0	0	0	0	0	0	0	7	

Table 2 - Economic and functional classification of cash payments for operating activities for the 2004/2005 fiscal year

Economic classification		24 Interest											TOTAL (241 - 2438)
		241 To non-residents	242 To residents	243 To other general government institutions								TOTAL (2431 - 2438)	
				2431 National government	2432 National extra-budgetary	2433 Provincial government	2434 Provincial extra-budgetary	2435 Social security funds	2436 Universities	2437 Universities of technology	2438 Municipalities		
Functional classification		R '000	R '000	R '000	R '000	R '000	R '000	R '000	R '000	R '000	R '000	R '000	
7043	Fuel and energy	0	11	0	0	0	0	0	0	0	0	0	11
70431	Coal and other solid mineral fuels	0	0	0	0	0	0	0	0	0	0	0	0
70432	Petroleum and natural gas	0	0	0	0	0	0	0	0	0	0	0	0
70433	Nuclear fuels	0	0	0	0	0	0	0	0	0	0	0	0
70434	Other fuels	0	0	0	0	0	0	0	0	0	0	0	0
70435	Electricity	0	11	0	0	0	0	0	0	0	0	0	11
70436	Non electric energy	0	0	0	0	0	0	0	0	0	0	0	0
7044	Mining, manufacturing and construction	0	121	0	0	0	0	0	0	0	0	0	121
70441	Mining of mineral resources other than mineral fuels	0	109	0	0	0	0	0	0	0	0	0	109
70442	Manufacturing	0	12	0	0	0	0	0	0	0	0	0	12
70443	Construction	0	0	0	0	0	0	0	0	0	0	0	0
7045	Transport	0	796 908	0	0	0	0	0	0	0	0	0	796 908
70451	Road transport	0	796 842	0	0	0	0	0	0	0	0	0	796 842
70452	Water transport	0	0	0	0	0	0	0	0	0	0	0	0
70453	Railway transport	0	0	0	0	0	0	0	0	0	0	0	0
70454	Air transport	0	1	0	0	0	0	0	0	0	0	0	1
70455	Pipeline and other transport	0	65	0	0	0	0	0	0	0	0	0	65
7046	Communication	0	185	0	0	0	0	0	0	0	0	0	185
70461	R&D (Communication)	0	0	0	0	0	0	0	0	0	0	0	0
70462	Other communication	0	185	0	0	0	0	0	0	0	0	0	185

Table 2 - Economic and functional classification of cash payments for operating activities for the 2004/2005 fiscal year

Economic classification		24 Interest										TOTAL (241 - 2438)	
		241 To non-residents	242 To residents	243 To other general government institutions									TOTAL (2431 - 2438)
				2431 National government	2432 National extra-budgetary	2433 Provincial government	2434 Provincial extra-budgetary	2435 Social security funds	2436 Universities	2437 Universities of technology	2438 Municipalities		
Functional classification		R '000	R '000	R '000	R '000	R '000	R '000	R '000	R '000	R '000	R '000	R '000	
7047	Other industries	0	1 297	0	0	0	0	0	0	0	0	0	1 297
70471	Distributive trades, storage and warehousing	0	0	0	0	0	0	0	0	0	0	0	0
70472	Hotels and restaurants	0	0	0	0	0	0	0	0	0	0	0	0
70473	Tourism	0	1 297	0	0	0	0	0	0	0	0	0	1 297
70474	Multipurpose development projects	0	0	0	0	0	0	0	0	0	0	0	0
7048	R&D Economic affairs	0	130	0	0	0	0	0	0	0	0	0	130
70481	R&D General economic, commercial and labour affairs	0	0	0	0	0	0	0	0	0	0	0	0
70482	R&D Agriculture, forestry, fishing and hunting	0	122	0	0	0	0	0	0	0	0	0	122
70483	R&D Fuel and energy	0	0	0	0	0	0	0	0	0	0	0	0
70484	R&D Mining, manufacturing and construction	0	8	0	0	0	0	0	0	0	0	0	8
70485	R&D Transport	0	0	0	0	0	0	0	0	0	0	0	0
70486	R&D Communication	0	0	0	0	0	0	0	0	0	0	0	0
70487	R&D Other industries	0	0	0	0	0	0	0	0	0	0	0	0
7049	Economic affairs n.e.c.	0	0	0	0	0	0	0	0	0	0	0	0
705	ENVIRONMENTAL PROTECTION	0	17 783	0	0	0	0	0	0	0	0	0	17 783
7051	Waste management	0	0	0	0	0	0	0	0	0	0	0	0
7052	Waste water management	0	0	0	0	0	0	0	0	0	0	0	0
7053	Pollution abatement	0	0	0	0	0	0	0	0	0	0	0	0
7054	Protection of biodiversity and landscape	0	17 766	0	0	0	0	0	0	0	0	0	17 766
7055	R&D Environmental protection	0	17	0	0	0	0	0	0	0	0	0	17
7056	Environmental protection n.e.c.	0	0	0	0	0	0	0	0	0	0	0	0

Table 2 - Economic and functional classification of cash payments for operating activities for the 2004/2005 fiscal year

Economic classification		24 Interest										TOTAL (241 - 2438)	
		241 To non-residents	242 To residents	243 To other general government institutions									TOTAL (2431 - 2438)
				2431 National government	2432 National extra-budgetary	2433 Provincial government	2434 Provincial extra-budgetary	2435 Social security funds	2436 Universities	2437 Universities of technology	2438 Municipalities		
Functional classification		R '000	R '000	R '000	R '000	R '000	R '000	R '000	R '000	R '000	R '000	R '000	
706	HOUSING AND COMMUNITY AMENITIES	0	755	0	0	0	0	0	0	0	0	0	755
7061	Housing development	0	21	0	0	0	0	0	0	0	0	0	21
7062	Community development	0	734	0	0	0	0	0	0	0	0	0	734
7063	Water supply	0	0	0	0	0	0	0	0	0	0	0	0
7064	Street lighting	0	0	0	0	0	0	0	0	0	0	0	0
7065	R&D Housing and community amenities	0	0	0	0	0	0	0	0	0	0	0	0
7066	Housing and community amenities n.e.c.	0	0	0	0	0	0	0	0	0	0	0	0
707	HEALTH	2	2 895	0	0	0	0	0	0	0	0	0	2 897
7072	Outpatient services	0	0	0	0	0	0	0	0	0	0	0	0
70724	Ambulance services	0	0	0	0	0	0	0	0	0	0	0	0
7073	Hospital services	0	0	0	0	0	0	0	0	0	0	0	0
7074	Public health services	0	0	0	0	0	0	0	0	0	0	0	0
7075	R&D (Health)	0	2 895	0	0	0	0	0	0	0	0	0	2 895
7076	Health n.e.c.	2	0	0	0	0	0	0	0	0	0	0	2
7077	Other	0	0	0	0	0	0	0	0	0	0	0	0
708	RECREATION, CULTURE AND RELIGION	0	508	0	0	0	0	0	0	0	0	0	508
7081	Recreational and sporting services	0	42	0	0	0	0	0	0	0	0	0	42
7082	Cultural services	0	466	0	0	0	0	0	0	0	0	0	466
7083	Broadcasting and publishing services	0	0	0	0	0	0	0	0	0	0	0	0
7084	Religious and other community services	0	0	0	0	0	0	0	0	0	0	0	0
7085	R&D (Recreation, cultural and religion)	0	0	0	0	0	0	0	0	0	0	0	0
7086	Recreation, culture and religion n.e.c.	0	0	0	0	0	0	0	0	0	0	0	0

Table 2 - Economic and functional classification of cash payments for operating activities for the 2004/2005 fiscal year

Economic classification		24 Interest										TOTAL (241 - 2438)	
		241 To non-residents	242 To residents	243 To other general government institutions									TOTAL (2431 - 2438)
				2431 National government	2432 National extra-budgetary	2433 Provincial government	2434 Provincial extra-budgetary	2435 Social security funds	2436 Universities	2437 Universities of technology	2438 Municipalities		
Functional classification		R '000	R '000	R '000	R '000	R '000	R '000	R '000	R '000	R '000	R '000	R '000	
709	EDUCATION	0	0	0	0	0	0	0	0	0	0	0	0
7091	Pre-primary and primary education	0	0	0	0	0	0	0	0	0	0	0	0
7092	Secondary education	0	0	0	0	0	0	0	0	0	0	0	0
7093	Postsecondary non tertiary education (e.g. ABET)	0	0	0	0	0	0	0	0	0	0	0	0
7094	Tertiary education	0	0	0	0	0	0	0	0	0	0	0	0
7095	Education not definable by level	0	0	0	0	0	0	0	0	0	0	0	0
7096	Subsidiary services to education	0	0	0	0	0	0	0	0	0	0	0	0
7097	R&D (Education)	0	0	0	0	0	0	0	0	0	0	0	0
7098	Education n.e.c.	0	0	0	0	0	0	0	0	0	0	0	0
710	SOCIAL PROTECTION	0	6 707	0	0	0	0	0	0	0	0	0	6 707
7101	Sickness and disability	0	0	0	0	0	0	0	0	0	0	0	0
71011	Sickness	0	0	0	0	0	0	0	0	0	0	0	0
71012	Disability	0	0	0	0	0	0	0	0	0	0	0	0
7102	Old age	0	0	0	0	0	0	0	0	0	0	0	0
7103	Survivors	0	0	0	0	0	0	0	0	0	0	0	0
7104	Family and children	0	0	0	0	0	0	0	0	0	0	0	0
7105	Unemployment	0	6 707	0	0	0	0	0	0	0	0	0	6 707
7106	Housing	0	0	0	0	0	0	0	0	0	0	0	0
7107	Social exclusion n.e.c.	0	0	0	0	0	0	0	0	0	0	0	0
7108	R&D (Social protection)	0	0	0	0	0	0	0	0	0	0	0	0
7109	Social protection n.e.c.	0	0	0	0	0	0	0	0	0	0	0	0

Table 2 - Economic and functional classification of cash payments for operating activities for the 2004/2005 fiscal year

Functional classification		Economic classification						TOTAL
		25 Subsidies			252 To private enterprises			
		251 To public corporations		TOTAL	252 To non-financial private enterprises		TOTAL	
		2511 To non-financial public corporations	2512 To financial public corporations		2521 To non-financial private enterprises	2522 To financial private enterprises		
		R '000	R '000	R '000	R '000	R '000	R '000	R '000
70	GENERAL GOVERNMENT SERVICES	1 771	0	1 771	55 559	0	55 559	57 330
701	GENERAL PUBLIC SERVICES	0	0	0	0	0	0	0
7011	Executive and legislative services, financial and fiscal affairs, other than foreign aid	0	0	0	0	0	0	0
70111	Executive and legislative services	0	0	0	0	0	0	0
70112	Financial and fiscal affairs	0	0	0	0	0	0	0
70113	External Affairs	0	0	0	0	0	0	0
7012	Foreign economic aid	0	0	0	0	0	0	0
70121	Economic aid to developing countries and countries in transition	0	0	0	0	0	0	0
70122	Economic aid routed through international agencies	0	0	0	0	0	0	0
7013	General services	0	0	0	0	0	0	0
70131	General personnel services	0	0	0	0	0	0	0
70132	Overall planning and statistical services	0	0	0	0	0	0	0
70133	Other general services	0	0	0	0	0	0	0
7014	Basic research	0	0	0	0	0	0	0
7015	R&D General public services	0	0	0	0	0	0	0
7016	General public services n.e.c.	0	0	0	0	0	0	0
7017	Public debt transactions (mainly interest)	0	0	0	0	0	0	0
7018	Transfers of a general character between different levels of government	0	0	0	0	0	0	0

Table 2 - Economic and functional classification of cash payments for operating activities for the 2004/2005 fiscal year

Functional classification		Economic classification						TOTAL
		25 Subsidies			252 To private enterprises			
		251 To public corporations		TOTAL	252 To non-financial private enterprises		TOTAL	
		2511 To non-financial public corporations	2512 To financial public corporations		2521 To non-financial private enterprises	2522 To financial private enterprises		
		R '000	R '000	(2511 - 2512)	R '000	R '000	(2521 - 2522)	(2511 - 2522)
702	DEFENCE	0	0	0	0	0	0	0
7021	Military defence	0	0	0	0	0	0	0
7022	Civil defence	0	0	0	0	0	0	0
7023	Foreign military aid	0	0	0	0	0	0	0
7024	R&D Defence	0	0	0	0	0	0	0
7025	Defence n.e.c.	0	0	0	0	0	0	0
703	PUBLIC ORDER AND SAFETY	0	0	0	0	0	0	0
7031	Police services	0	0	0	0	0	0	0
7032	Fire protection services	0	0	0	0	0	0	0
7033	Law courts	0	0	0	0	0	0	0
7034	Prisons	0	0	0	0	0	0	0
7035	R&D Public order and safety	0	0	0	0	0	0	0
7036	Public order and safety n.e.c.	0	0	0	0	0	0	0
704	ECONOMIC AFFAIRS	1 771	0	1 771	31 041	0	31 041	32 812
7041	General economic, commercial and labour affairs	1 771	0	1 771	31 041	0	31 041	32 812
70411	General economic and commercial affairs	1 771	0	1 771	31 041	0	31 041	32 812
70412	General labour affairs	0	0	0	0	0	0	0
7042	Agriculture, forestry, fishing and hunting	0	0	0	0	0	0	0
70421	Agriculture	0	0	0	0	0	0	0
70422	Forestry	0	0	0	0	0	0	0
70423	Fishing and hunting	0	0	0	0	0	0	0

Table 2 - Economic and functional classification of cash payments for operating activities for the 2004/2005 fiscal year

Economic classification		25 Subsidies						TOTAL
		251 To public corporations			252 To private enterprises			
		2511 To non-financial public corporations	2512 To financial public corporations	TOTAL	2521 To non-financial private enterprises	2522 To financial private enterprises	TOTAL	
		R '000	R '000	(2511 - 2512) R '000	R '000	R '000	(2521 - 2522) R '000	
Functional classification		R '000	R '000	R '000	R '000	R '000	R '000	R '000
7043	Fuel and energy	0	0	0	0	0	0	0
70431	Coal and other solid mineral fuels	0	0	0	0	0	0	0
70432	Petroleum and natural gas	0	0	0	0	0	0	0
70433	Nuclear fuels	0	0	0	0	0	0	0
70434	Other fuels	0	0	0	0	0	0	0
70435	Electricity	0	0	0	0	0	0	0
70436	Non electric energy	0	0	0	0	0	0	0
7044	Mining, manufacturing and construction	0	0	0	0	0	0	0
70441	Mining of mineral resources other than mineral fuels	0	0	0	0	0	0	0
70442	Manufacturing	0	0	0	0	0	0	0
70443	Construction	0	0	0	0	0	0	0
7045	Transport	0	0	0	0	0	0	0
70451	Road transport	0	0	0	0	0	0	0
70452	Water transport	0	0	0	0	0	0	0
70453	Railway transport	0	0	0	0	0	0	0
70454	Air transport	0	0	0	0	0	0	0
70455	Pipeline and other transport	0	0	0	0	0	0	0
7046	Communication	0	0	0	0	0	0	0
70461	R&D (Communication)	0	0	0	0	0	0	0
70462	Other communication	0	0	0	0	0	0	0

Table 2 - Economic and functional classification of cash payments for operating activities for the 2004/2005 fiscal year

Functional classification		Economic classification						TOTAL
		25 Subsidies			252 To private enterprises			
		251 To public corporations		TOTAL	252 To private enterprises		TOTAL	
		2511 To non-financial public corporations	2512 To financial public corporations		2521 To non-financial private enterprises	2522 To financial private enterprises		
		R '000	R '000	(2511 - 2512)	R '000	R '000	(2521 - 2522)	(2511 - 2522)
7047	Other industries	0	0	0	0	0	0	0
70471	Distributive trades, storage and warehousing	0	0	0	0	0	0	0
70472	Hotels and restaurants	0	0	0	0	0	0	0
70473	Tourism	0	0	0	0	0	0	0
70474	Multipurpose development projects	0	0	0	0	0	0	0
7048	R&D Economic affairs	0	0	0	0	0	0	0
70481	R&D General economic, commercial and labour affairs	0	0	0	0	0	0	0
70482	R&D Agriculture, forestry, fishing and hunting	0	0	0	0	0	0	0
70483	R&D Fuel and energy	0	0	0	0	0	0	0
70484	R&D Mining, manufacturing and construction	0	0	0	0	0	0	0
70485	R&D Transport	0	0	0	0	0	0	0
70486	R&D Communication	0	0	0	0	0	0	0
70487	R&D Other industries	0	0	0	0	0	0	0
7049	Economic affairs n.e.c.	0	0	0	0	0	0	0
705	ENVIRONMENTAL PROTECTION	0	0	0	0	0	0	0
7051	Waste management	0	0	0	0	0	0	0
7052	Waste water management	0	0	0	0	0	0	0
7053	Pollution abatement	0	0	0	0	0	0	0
7054	Protection of biodiversity and landscape	0	0	0	0	0	0	0
7055	R&D Environmental protection	0	0	0	0	0	0	0
7056	Environmental protection n.e.c.	0	0	0	0	0	0	0

Table 2 - Economic and functional classification of cash payments for operating activities for the 2004/2005 fiscal year

Economic classification		25 Subsidies						TOTAL
		251 To public corporations			252 To private enterprises			
		2511 To non-financial public corporations	2512 To financial public corporations	TOTAL	2521 To non-financial private enterprises	2522 To financial private enterprises	TOTAL	
		R '000	R '000	(2511 - 2512) R '000	R '000	R '000	(2521 - 2522) R '000	
706	HOUSING AND COMMUNITY AMENITIES	0	0	0	0	0	0	
7061	Housing development	0	0	0	0	0	0	
7062	Community development	0	0	0	0	0	0	
7063	Water supply	0	0	0	0	0	0	
7064	Street lighting	0	0	0	0	0	0	
7065	R&D Housing and community amenities	0	0	0	0	0	0	
7066	Housing and community amenities n.e.c.	0	0	0	0	0	0	
707	HEALTH	0	0	0	0	0	0	
7072	Outpatient services	0	0	0	0	0	0	
70724	Ambulance services	0	0	0	0	0	0	
7073	Hospital services	0	0	0	0	0	0	
7074	Public health services	0	0	0	0	0	0	
7075	R&D (Health)	0	0	0	0	0	0	
7076	Health n.e.c.	0	0	0	0	0	0	
7077	Other	0	0	0	0	0	0	
708	RECREATION, CULTURE AND RELIGION	0	0	0	24 518	0	24 518	
7081	Recreational and sporting services	0	0	0	0	0	0	
7082	Cultural services	0	0	0	24 518	0	24 518	
7083	Broadcasting and publishing services	0	0	0	0	0	0	
7084	Religious and other community services	0	0	0	0	0	0	
7085	R&D (Recreation, cultural and religion)	0	0	0	0	0	0	
7086	Recreation, culture and religion n.e.c.	0	0	0	0	0	0	

Table 2 - Economic and functional classification of cash payments for operating activities for the 2004/2005 fiscal year

Functional classification		Economic classification						TOTAL
		25 Subsidies			252 To private enterprises			
		251 To public corporations		TOTAL	2521 To non-financial private enterprises		TOTAL	
		2511 To non-financial public corporations	2512 To financial public corporations		2522 To financial private enterprises			
		R '000	R '000	(2511 - 2512)	R '000	R '000	(2521 - 2522)	(2511 - 2522)
709	EDUCATION	0	0	0	0	0	0	0
7091	Pre-primary and primary education	0	0	0	0	0	0	0
7092	Secondary education	0	0	0	0	0	0	0
7093	Postsecondary non tertiary education (e.g. ABET)	0	0	0	0	0	0	0
7094	Tertiary education	0	0	0	0	0	0	0
7095	Education not definable by level	0	0	0	0	0	0	0
7096	Subsidiary services to education	0	0	0	0	0	0	0
7097	R&D (Education)	0	0	0	0	0	0	0
7098	Education n.e.c.	0	0	0	0	0	0	0
710	SOCIAL PROTECTION	0	0	0	0	0	0	0
7101	Sickness and disability	0	0	0	0	0	0	0
71011	Sickness	0	0	0	0	0	0	0
71012	Disability	0	0	0	0	0	0	0
7102	Old age	0	0	0	0	0	0	0
7103	Survivors	0	0	0	0	0	0	0
7104	Family and children	0	0	0	0	0	0	0
7105	Unemployment	0	0	0	0	0	0	0
7106	Housing	0	0	0	0	0	0	0
7107	Social exclusion n.e.c.	0	0	0	0	0	0	0
7108	R&D (Social protection)	0	0	0	0	0	0	0
7109	Social protection n.e.c.	0	0	0	0	0	0	0

Table 2 - Economic and functional classification of cash payments for operating activities for the 2004/2005 fiscal year

Functional classification		Economic classification					
		26 Grants			262 To international organisations		
		2611 Current	2612 Capital	TOTAL (2611 - 2612)	2621 Current	2622 Capital	TOTAL (2621 - 2622)
		R '000	R '000	R '000	R '000	R '000	R '000
70	GENERAL GOVERNMENT SERVICES	0	0	0	7 056	0	7 056
701	GENERAL PUBLIC SERVICES	0	0	0	7 056	0	7 056
7011	Executive and legislative services, financial and fiscal affairs, other than foreign aid	0	0	0	0	0	0
70111	Executive and legislative services	0	0	0	0	0	0
70112	Financial and fiscal affairs	0	0	0	0	0	0
70113	External Affairs	0	0	0	0	0	0
				0			
7012	Foreign economic aid	0	0	0	0	0	0
70121	Economic aid to developing countries and countries in transition	0	0	0	0	0	0
70122	Economic aid routed through international agencies	0	0	0	0	0	0
				0			0
7013	General services	0	0	0	0	0	0
70131	General personnel services	0	0	0	0	0	0
70132	Overall planning and statistical services	0	0	0	0	0	0
70133	Other general services	0	0	0	0	0	0
				0			
7014	Basic research	0	0	0	7 056	0	7 056
7015	R&D General public services	0	0	0	0	0	0
7016	General public services n.e.c.	0	0	0	0	0	0
7017	Public debt transactions (mainly interest)	0	0	0	0	0	0
7018	Transfers of a general character between different levels of government	0	0	0	0	0	0

Table 2 - Economic and functional classification of cash payments for operating activities for the 2004/2005 fiscal year

Functional classification		Economic classification					
		26 Grants			262 To international organisations		
		2611 Current	2612 Capital	TOTAL (2611 - 2612)	2621 Current	2622 Capital	TOTAL (2621 - 2622)
		R '000	R '000	R '000	R '000	R '000	R '000
702	DEFENCE	0	0	0	0	0	0
7021	Military defence	0	0	0	0	0	0
7022	Civil defence	0	0	0	0	0	0
7023	Foreign military aid	0	0	0	0	0	0
7024	R&D Defence	0	0	0	0	0	0
7025	Defence n.e.c.	0	0	0	0	0	0
703	PUBLIC ORDER AND SAFETY	0	0	0	0	0	0
7031	Police services	0	0	0	0	0	0
7032	Fire protection services	0	0	0	0	0	0
7033	Law courts	0	0	0	0	0	0
7034	Prisons	0	0	0	0	0	0
7035	R&D Public order and safety	0	0	0	0	0	0
7036	Public order and safety n.e.c.	0	0	0	0	0	0
704	ECONOMIC AFFAIRS	0	0	0	0	0	0
7041	General economic, commercial and labour affairs	0	0	0	0	0	0
70411	General economic and commercial affairs	0	0	0	0	0	0
70412	General labour affairs	0	0	0	0	0	0
7042	Agriculture, forestry, fishing and hunting	0	0	0	0	0	0
70421	Agriculture	0	0	0	0	0	0
70422	Forestry	0	0	0	0	0	0
70423	Fishing and hunting	0	0	0	0	0	0

Table 2 - Economic and functional classification of cash payments for operating activities for the 2004/2005 fiscal year

Functional classification		Economic classification					
		26 Grants			262 To international organisations		
		261 To foreign governments			262 To international organisations		
		2611 Current	2612 Capital	TOTAL (2611 - 2612)	2621 Current	2622 Capital	TOTAL (2621 - 2622)
R '000	R '000	R '000	R '000	R '000	R '000		
7043	Fuel and energy	0	0	0	0	0	0
70431	Coal and other solid mineral fuels	0	0	0	0	0	0
70432	Petroleum and natural gas	0	0	0	0	0	0
70433	Nuclear fuels	0	0	0	0	0	0
70434	Other fuels	0	0	0	0	0	0
70435	Electricity	0	0	0	0	0	0
70436	Non electric energy	0	0	0	0	0	0
7044	Mining, manufacturing and construction	0	0	0	0	0	0
70441	Mining of mineral resources other than mineral fuels	0	0	0	0	0	0
70442	Manufacturing	0	0	0	0	0	0
70443	Construction	0	0	0	0	0	0
7045	Transport	0	0	0	0	0	0
70451	Road transport	0	0	0	0	0	0
70452	Water transport	0	0	0	0	0	0
70453	Railway transport	0	0	0	0	0	0
70454	Air transport	0	0	0	0	0	0
70455	Pipeline and other transport	0	0	0	0	0	0
7046	Communication	0	0	0	0	0	0
70461	R&D (Communication)	0	0	0	0	0	0
70462	Other communication	0	0	0	0	0	0

Table 2 - Economic and functional classification of cash payments for operating activities for the 2004/2005 fiscal year

Functional classification		Economic classification					
		26 Grants			262 To international organisations		
		261 To foreign governments			262 To international organisations		
		2611 Current	2612 Capital	TOTAL (2611 - 2612)	2621 Current	2622 Capital	TOTAL (2621 - 2622)
R '000	R '000	R '000	R '000	R '000	R '000		
7047	Other industries	0	0	0	0	0	0
70471	Distributive trades, storage and warehousing	0	0	0	0	0	0
70472	Hotels and restaurants	0	0	0	0	0	0
70473	Tourism	0	0	0	0	0	0
70474	Multipurpose development projects	0	0	0	0	0	0
7048	R&D Economic affairs	0	0	0	0	0	0
70481	R&D General economic, commercial and labour affairs	0	0	0	0	0	0
70482	R&D Agriculture, forestry, fishing and hunting	0	0	0	0	0	0
70483	R&D Fuel and energy	0	0	0	0	0	0
70484	R&D Mining, manufacturing and construction	0	0	0	0	0	0
70485	R&D Transport	0	0	0	0	0	0
70486	R&D Communication	0	0	0	0	0	0
70487	R&D Other industries	0	0	0	0	0	0
7049	Economic affairs n.e.c.	0	0	0	0	0	0
705	ENVIRONMENTAL PROTECTION	0	0	0	0	0	0
7051	Waste management	0	0	0	0	0	0
7052	Waste water management	0	0	0	0	0	0
7053	Pollution abatement	0	0	0	0	0	0
7054	Protection of biodiversity and landscape	0	0	0	0	0	0
7055	R&D Environmental protection	0	0	0	0	0	0
7056	Environmental protection n.e.c.	0	0	0	0	0	0

Table 2 - Economic and functional classification of cash payments for operating activities for the 2004/2005 fiscal year

Functional classification		Economic classification					
		26 Grants					
		261 To foreign governments			262 To international organisations		
		2611 Current	2612 Capital	TOTAL (2611 - 2612)	2621 Current	2622 Capital	TOTAL (2621 - 2622)
R '000	R '000	R '000	R '000	R '000	R '000		
706	HOUSING AND COMMUNITY AMENITIES	0	0	0	0	0	0
7061	Housing development	0	0	0	0	0	0
7062	Community development	0	0	0	0	0	0
7063	Water supply	0	0	0	0	0	0
7064	Street lighting	0	0	0	0	0	0
7065	R&D Housing and community amenities	0	0	0	0	0	0
7066	Housing and community amenities n.e.c.	0	0	0	0	0	0
707	HEALTH	0	0	0	0	0	0
7072	Outpatient services	0	0	0	0	0	0
70724	Ambulance services	0	0	0	0	0	0
7073	Hospital services	0	0	0	0	0	0
7074	Public health services	0	0	0	0	0	0
7075	R&D (Health)	0	0	0	0	0	0
7076	Health n.e.c.	0	0	0	0	0	0
7077	Other	0	0	0	0	0	0
708	RECREATION, CULTURE AND RELIGION	0	0	0	0	0	0
7081	Recreational and sporting services	0	0	0	0	0	0
7082	Cultural services	0	0	0	0	0	0
7083	Broadcasting and publishing services	0	0	0	0	0	0
7084	Religious and other community services	0	0	0	0	0	0
	R&D (Recreation, cultural and religion)	0	0	0	0	0	0
7086	Recreation, culture and religion n.e.c.	0	0	0	0	0	0

Table 2 - Economic and functional classification of cash payments for operating activities for the 2004/2005 fiscal year

Functional classification		Economic classification					
		26 Grants			262 To international organisations		
		2611 Current	2612 Capital	TOTAL (2611 - 2612)	2621 Current	2622 Capital	TOTAL (2621 - 2622)
		R '000	R '000	R '000	R '000	R '000	R '000
709	EDUCATION	0	0	0	0	0	0
7091	Pre-primary and primary education	0	0	0	0	0	0
7092	Secondary education	0	0	0	0	0	0
7093	Postsecondary non tertiary education (e.g. ABET)	0	0	0	0	0	0
7094	Tertiary education	0	0	0	0	0	0
7095	Education not definable by level	0	0	0	0	0	0
7096	Subsidiary services to education	0	0	0	0	0	0
7097	R&D (Education)	0	0	0	0	0	0
7098	Education n.e.c.	0	0	0	0	0	0
710	SOCIAL PROTECTION	0	0	0	0	0	0
7101	Sickness and disability	0	0	0	0	0	0
71011	Sickness	0	0	0	0	0	0
71012	Disability	0	0	0	0	0	0
7102	Old age	0	0	0	0	0	0
7103	Survivors	0	0	0	0	0	0
7104	Family and children	0	0	0	0	0	0
7105	Unemployment	0	0	0	0	0	0
7106	Housing	0	0	0	0	0	0
7107	Social exclusion n.e.c.	0	0	0	0	0	0
7108	R&D (Social protection)	0	0	0	0	0	0
7109	Social protection n.e.c.	0	0	0	0	0	0

Table 2 - Economic and functional classification of cash payments for operating activities for the 2004/2005 fiscal year

Functional classification		Economic classification								
		26 Grants								
		263 To other general government units								
		2631 Current								
		26311 National government	26312 National extra- budgetary	26313 Provincial government	26314 Provincial extra- budgetary	26315 Social security funds	26316 Universities	26317 Universities of technology	26318 Municipalities	TOTAL (26311 - 26318)
		R '000	R '000	R '000	R '000	R '000	R '000	R '000	R '000	R '000
70	GENERAL GOVERNMENT SERVICES	120 763	1 057 486	69 401	0	75	438 161	50 439	210 007	1 946 332
701	GENERAL PUBLIC SERVICES	8 224	268 214	0	0	0	405 230	49 478	4 804	735 950
7011	Executive and legislative services, financial and fiscal affairs, other than foreign aid	0	0	0	0	0	0	0	0	0
70111	Executive and legislative services	0	0	0	0	0	0	0	0	0
70112	Financial and fiscal affairs	0	0	0	0	0	0	0	0	0
70113	External Affairs	0	0	0	0	0	0	0	0	0
7012	Foreign economic aid	0	0	0	0	0	0	0	0	0
70121	Economic aid to developing countries and countries in transition	0	0	0	0	0	0	0	0	0
70122	Economic aid routed through international agencies	0	0	0	0	0	0	0	0	0
7013	General services	8 224	89 919	0	0	0	0	0	4 804	102 947
70131	General personnel services	0	0	0	0	0	0	0	0	0
70132	Overall planning and statistical services	0	0	0	0	0	0	0	0	0
70133	Other general services	8 224	89 919	0	0	0	0	0	4 804	102 947
7014	Basic research	0	178 295	0	0	0	405 230	49 478	0	633 003
7015	R&D General public services	0	0	0	0	0	0	0	0	0
7016	General public services n.e.c.	0	0	0	0	0	0	0	0	0
7017	Public debt transactions (mainly interest)	0	0	0	0	0	0	0	0	0
7018	Transfers of a general character between different levels of government	0	0	0	0	0	0	0	0	0

Table 2 - Economic and functional classification of cash payments for operating activities for the 2004/2005 fiscal year

Functional classification		Economic classification								TOTAL (26311 - 26318)
		26 Grants								
		263 To other general government units								
		2631 Current								
		26311 National government	26312 National extra- budgetary	26313 Provincial government	26314 Provincial extra- budgetary	26315 Social security funds	26316 Universities	26317 Universities of technology	26318 Municipalities	
		R '000	R '000	R '000	R '000	R '000	R '000	R '000	R '000	R '000
702	DEFENCE	-384	3 277	0	0	0	0	0	0	2 893
7021	Military defence	-384	3 277	0	0	0	0	0	0	2 893
7022	Civil defence	0	0	0	0	0	0	0	0	0
7023	Foreign military aid	0	0	0	0	0	0	0	0	0
7024	R&D Defence	0	0	0	0	0	0	0	0	0
7025	Defence n.e.c.	0	0	0	0	0	0	0	0	0
703	PUBLIC ORDER AND SAFETY	0	19 375	0	0	0	0	0	0	19 375
7031	Police services	0	19 375	0	0	0	0	0	0	19 375
7032	Fire protection services	0	0	0	0	0	0	0	0	0
7033	Law courts	0	0	0	0	0	0	0	0	0
7034	Prisons	0	0	0	0	0	0	0	0	0
7035	R&D Public order and safety	0	0	0	0	0	0	0	0	0
7036	Public order and safety n.e.c.	0	0	0	0	0	0	0	0	0
704	ECONOMIC AFFAIRS	107 579	672 574	0	0	43	0	0	0	780 196
7041	General economic, commercial and labour affairs	106 906	189 200	0	0	43	0	0	0	296 149
70411	General economic and commercial affairs	106 906	189 028	0	0	0	0	0	0	295 934
70412	General labour affairs	0	172	0	0	43	0	0	0	215
7042	Agriculture, forestry, fishing and hunting	0	147 408	0	0	0	0	0	0	147 408
70421	Agriculture	0	71 724	0	0	0	0	0	0	71 724
70422	Forestry	0	75 684	0	0	0	0	0	0	75 684
70423	Fishing and hunting	0	0	0	0	0	0	0	0	0

Table 2 - Economic and functional classification of cash payments for operating activities for the 2004/2005 fiscal year

Economic classification		26 Grants							
		263 To other general government units							
		2631 Current							
		26311 National government	26312 National extra- budgetary	26313 Provincial government	26314 Provincial extra- budgetary	26315 Social security funds	26316 Universities	26317 Universities of technology	26318 Municipalities
Functional classification		R '000	R '000	R '000	R '000	R '000	R '000	R '000	R '000
7043	Fuel and energy	0	0	0	0	0	0	0	0
70431	Coal and other solid mineral fuels	0	0	0	0	0	0	0	0
70432	Petroleum and natural gas	0	0	0	0	0	0	0	0
70433	Nuclear fuels	0	0	0	0	0	0	0	0
70434	Other fuels	0	0	0	0	0	0	0	0
70435	Electricity	0	0	0	0	0	0	0	0
70436	Non electric energy	0	0	0	0	0	0	0	0
7044	Mining, manufacturing and construction	673	160 298	0	0	0	0	0	160 971
70441	Mining of mineral resources other than mineral fuels	673	38 142	0	0	0	0	0	38 815
70442	Manufacturing	0	80 688	0	0	0	0	0	80 688
70443	Construction	0	41 468	0	0	0	0	0	41 468
7045	Transport	0	95 639	0	0	0	0	0	95 639
70451	Road transport	0	0	0	0	0	0	0	0
70452	Water transport	0	0	0	0	0	0	0	0
70453	Railway transport	0	0	0	0	0	0	0	0
70454	Air transport	0	0	0	0	0	0	0	0
70455	Pipeline and other transport	0	95 639	0	0	0	0	0	95 639
7046	Communication	0	0	0	0	0	0	0	0
70461	R&D (Communication)	0	0	0	0	0	0	0	0
70462	Other communication	0	0	0	0	0	0	0	0

Table 2 - Economic and functional classification of cash payments for operating activities for the 2004/2005 fiscal year

Economic classification		26 Grants								
		263 To other general government units								
		2631 Current								
		26311 National government	26312 National extra- budgetary	26313 Provincial government	26314 Provincial extra- budgetary	26315 Social security funds	26316 Universities	26317 Universities of technology	26318 Municipalities	TOTAL (26311 - 26318)
Functional classification		R '000	R '000	R '000	R '000	R '000	R '000	R '000	R '000	
7047	Other industries	0	68 792	0	0	0	0	0	0	68 792
70471	Distributive trades, storage and warehousing	0	0	0	0	0	0	0	0	0
70472	Hotels and restaurants	0	0	0	0	0	0	0	0	0
70473	Tourism	0	68 792	0	0	0	0	0	0	68 792
70474	Multipurpose development projects	0	0	0	0	0	0	0	0	0
7048	R&D Economic affairs	0	11 237	0	0	0	0	0	0	11 237
70481	R&D General economic, commercial and labour affairs	0	5	0	0	0	0	0	0	5
70482	R&D Agriculture, forestry, fishing and hunting	0	0	0	0	0	0	0	0	0
70483	R&D Fuel and energy	0	0	0	0	0	0	0	0	0
70484	R&D Mining, manufacturing and construction	0	11 232	0	0	0	0	0	0	11 232
70485	R&D Transport	0	0	0	0	0	0	0	0	0
70486	R&D Communication	0	0	0	0	0	0	0	0	0
70487	R&D Other industries	0	0	0	0	0	0	0	0	0
7049	Economic affairs n.e.c.	0	0	0	0	0	0	0	0	0
705	ENVIRONMENTAL PROTECTION	0	0	0	0	0	0	0	0	0
7051	Waste management	0	0	0	0	0	0	0	0	0
7052	Waste water management	0	0	0	0	0	0	0	0	0
7053	Pollution abatement	0	0	0	0	0	0	0	0	0
7054	Protection of biodiversity and landscape	0	0	0	0	0	0	0	0	0
7055	R&D Environmental protection	0	0	0	0	0	0	0	0	0
7056	Environmental protection n.e.c.	0	0	0	0	0	0	0	0	0

Table 2 - Economic and functional classification of cash payments for operating activities for the 2004/2005 fiscal year

Functional classification		Economic classification								
		26 Grants								
		263 To other general government units								
		2631 Current								
		26311 National government	26312 National extra- budgetary	26313 Provincial government	26314 Provincial extra- budgetary	26315 Social security funds	26316 Universities	26317 Universities of technology	26318 Municipalities	TOTAL (26311 - 26318)
		R '000	R '000	R '000	R '000	R '000	R '000	R '000	R '000	R '000
706	HOUSING AND COMMUNITY AMENITIES	0	25 696	0	0	0	23 721	961	205 157	255 535
7061	Housing development	0	0	0	0	0	0	0	0	0
7062	Community development	0	0	0	0	0	0	0	0	0
7063	Water supply	0	24 717	0	0	0	0	0	205 026	229 743
7064	Street lighting	0	0	0	0	0	0	0	0	0
7065	R&D Housing and community amenities	0	979	0	0	0	23 721	961	131	25 792
7066	Housing and community amenities n.e.c.	0	0	0	0	0	0	0	0	0
707	HEALTH	0	0	0	0	0	0	0	0	0
7072	Outpatient services	0	0	0	0	0	0	0	0	0
70724	Ambulance services	0	0	0	0	0	0	0	0	0
7073	Hospital services	0	0	0	0	0	0	0	0	0
7074	Public health services	0	0	0	0	0	0	0	0	0
7075	R&D (Health)	0	0	0	0	0	0	0	0	0
7076	Health n.e.c.	0	0	0	0	0	0	0	0	0
7077	Other	0	0	0	0	0	0	0	0	0
708	RECREATION, CULTURE AND RELIGION	0	174	69 401	0	32	9 210	0	46	78 863
7081	Recreational and sporting services	0	145	69 401	0	0	0	0	0	69 546
7082	Cultural services	0	29	0	0	32	9 210	0	46	9 317
7083	Broadcasting and publishing services	0	0	0	0	0	0	0	0	0
7084	Religious and other community services	0	0	0	0	0	0	0	0	0
	R&D (Recreation, cultural and religion)	0	0	0	0	0	0	0	0	0
7086	Recreation, culture and religion n.e.c.	0	0	0	0	0	0	0	0	0

Table 2 - Economic and functional classification of cash payments for operating activities for the 2004/2005 fiscal year

Functional classification		Economic classification								
		26 Grants								
		263 To other general government units								
		2631 Current								
		26311 National government	26312 National extra- budgetary	26313 Provincial government	26314 Provincial extra- budgetary	26315 Social security funds	26316 Universities	26317 Universities of technology	26318 Municipalities	TOTAL (26311 - 26318)
		R '000	R '000	R '000	R '000	R '000	R '000	R '000	R '000	R '000
709	EDUCATION	5 344	68 176	0	0	0	0	0	0	73 520
7091	Pre-primary and primary education	0	0	0	0	0	0	0	0	0
7092	Secondary education	0	0	0	0	0	0	0	0	0
7093	Postsecondary non tertiary education (e.g. ABET)	0	68 138	0	0	0	0	0	0	68 138
7094	Tertiary education	0	0	0	0	0	0	0	0	0
7095	Education not definable by level	0	0	0	0	0	0	0	0	0
7096	Subsidiary services to education	0	0	0	0	0	0	0	0	0
7097	R&D (Education)	0	0	0	0	0	0	0	0	0
7098	Education n.e.c.	5 344	38	0	0	0	0	0	0	5 382
710	SOCIAL PROTECTION	0	0	0	0	0	0	0	0	0
7101	Sickness and disability	0	0	0	0	0	0	0	0	0
71011	Sickness	0	0	0	0	0	0	0	0	0
71012	Disability	0	0	0	0	0	0	0	0	0
7102	Old age	0	0	0	0	0	0	0	0	0
7103	Survivors	0	0	0	0	0	0	0	0	0
7104	Family and children	0	0	0	0	0	0	0	0	0
7105	Unemployment	0	0	0	0	0	0	0	0	0
7106	Housing	0	0	0	0	0	0	0	0	0
7107	Social exclusion n.e.c.	0	0	0	0	0	0	0	0	0
7108	R&D (Social protection)	0	0	0	0	0	0	0	0	0
7109	Social protection n.e.c.	0	0	0	0	0	0	0	0	0

Table 2 - Economic and functional classification of cash payments for operating activities for the 2004/2005 fiscal year

Economic classification		26 Grants								TOTAL	
		263 To other general government units									
		2632 Capital									
		26321 National government	26322 National extra- budgetary	26323 Provincial government	26324 Provincial extra- budgetary	26325 Social security funds	26326 Universities	26327 Universities of technology	26328 Municipalities		TOTAL (26321 - 26328)
Functional classification		R '000	R '000	R '000	R '000	R '000	R '000	R '000	R '000	R '000	
70	GENERAL GOVERNMENT SERVICES	0	80	0	0	0	86 009	10 316	31 896	128 301	2 081 689
701	GENERAL PUBLIC SERVICES	0	0	0	0	0	86 009	10 316	0	96 325	839 331
7011	Executive and legislative services, financial and fiscal affairs, other than foreign aid	0	0	0	0	0	0	0	0	0	0
70111	Executive and legislative services	0	0	0	0	0	0	0	0	0	0
70112	Financial and fiscal affairs	0	0	0	0	0	0	0	0	0	0
70113	External Affairs	0	0	0	0	0	0	0	0	0	0
7012	Foreign economic aid	0	0	0	0	0	0	0	0	0	0
70121	Economic aid to developing countries and countries in transition	0	0	0	0	0	0	0	0	0	0
70122	Economic aid routed through international agencies	0	0	0	0	0	0	0	0	0	0
7013	General services	0	0	0	0	0	0	0	0	0	102 947
70131	General personnel services	0	0	0	0	0	0	0	0	0	0
70132	Overall planning and statistical services	0	0	0	0	0	0	0	0	0	0
70133	Other general services	0	0	0	0	0	0	0	0	0	102 947
7014	Basic research	0	0	0	0	0	86 009	10 316	0	96 325	736 384
7015	R&D General public services	0	0	0	0	0	0	0	0	0	0
7016	General public services n.e.c.	0	0	0	0	0	0	0	0	0	0
7017	Public debt transactions (mainly interest)	0	0	0	0	0	0	0	0	0	0
7018	Transfers of a general character between different levels of government	0	0	0	0	0	0	0	0	0	0

Table 2 - Economic and functional classification of cash payments for operating activities for the 2004/2005 fiscal year

Functional classification		Economic classification								TOTAL (2611 - 26328)	
		26 Grants									
		263 To other general government units									
		2632 Capital									
		26321 National government	26322 National extra- budgetary	26323 Provincial government	26324 Provincial extra- budgetary	26325 Social security funds	26326 Universities	26327 Universities of technology	26328 Municipalities	TOTAL (26321 - 26328)	
		R '000	R '000	R '000	R '000	R '000	R '000	R '000	R '000	R '000	
702	DEFENCE	0	0	0	0	0	0	0	0	0	2 893
7021	Military defence	0	0	0	0	0	0	0	0	0	2 893
7022	Civil defence	0	0	0	0	0	0	0	0	0	0
7023	Foreign military aid	0	0	0	0	0	0	0	0	0	0
7024	R&D Defence	0	0	0	0	0	0	0	0	0	0
7025	Defence n.e.c.	0	0	0	0	0	0	0	0	0	0
703	PUBLIC ORDER AND SAFETY	0	0	0	0	0	0	0	0	0	19 375
7031	Police services	0	0	0	0	0	0	0	0	0	19 375
7032	Fire protection services	0	0	0	0	0	0	0	0	0	0
7033	Law courts	0	0	0	0	0	0	0	0	0	0
7034	Prisons	0	0	0	0	0	0	0	0	0	0
7035	R&D Public order and safety	0	0	0	0	0	0	0	0	0	0
7036	Public order and safety n.e.c.	0	0	0	0	0	0	0	0	0	0
704	ECONOMIC AFFAIRS	0	0	0	0	0	0	0	16 555	16 555	796 751
7041	General economic, commercial and labour affairs	0	0	0	0	0	0	0	0	0	296 149
70411	General economic and commercial affairs	0	0	0	0	0	0	0	0	0	295 934
70412	General labour affairs	0	0	0	0	0	0	0	0	0	215
7042	Agriculture, forestry, fishing and hunting	0	0	0	0	0	0	0	0	0	147 408
70421	Agriculture	0	0	0	0	0	0	0	0	0	71 724
70422	Forestry	0	0	0	0	0	0	0	0	0	75 684
70423	Fishing and hunting	0	0	0	0	0	0	0	0	0	0

Table 2 - Economic and functional classification of cash payments for operating activities for the 2004/2005 fiscal year

Economic classification		26 Grants								TOTAL
		263 To other general government units								
		2632 Capital								
		26321 National government	26322 National extra- budgetary	26323 Provincial government	26324 Provincial extra- budgetary	26325 Social security funds	26326 Universities	26327 Universities of technology	26328 Municipalities	
Functional classification		R '000	R '000	R '000	R '000	R '000	R '000	R '000	R '000	R '000
7043	Fuel and energy	0	0	0	0	0	0	0	0	0
70431	Coal and other solid mineral fuels	0	0	0	0	0	0	0	0	0
70432	Petroleum and natural gas	0	0	0	0	0	0	0	0	0
70433	Nuclear fuels	0	0	0	0	0	0	0	0	0
70434	Other fuels	0	0	0	0	0	0	0	0	0
70435	Electricity	0	0	0	0	0	0	0	0	0
70436	Non electric energy	0	0	0	0	0	0	0	0	0
7044	Mining, manufacturing and construction	0	0	0	0	0	0	0	0	160 971
70441	Mining of mineral resources other than mineral fuels	0	0	0	0	0	0	0	0	38 815
70442	Manufacturing	0	0	0	0	0	0	0	0	80 688
70443	Construction	0	0	0	0	0	0	0	0	41 468
7045	Transport	0	0	0	0	0	0	16 555	16 555	112 194
70451	Road transport	0	0	0	0	0	0	16 555	16 555	16 555
70452	Water transport	0	0	0	0	0	0	0	0	0
70453	Railway transport	0	0	0	0	0	0	0	0	0
70454	Air transport	0	0	0	0	0	0	0	0	0
70455	Pipeline and other transport	0	0	0	0	0	0	0	0	95 639
7046	Communication	0	0	0	0	0	0	0	0	0
70461	R&D (Communication)	0	0	0	0	0	0	0	0	0
70462	Other communication	0	0	0	0	0	0	0	0	0

Table 2 - Economic and functional classification of cash payments for operating activities for the 2004/2005 fiscal year

Economic classification		26 Grants								TOTAL
		263 To other general government units								
		2632 Capital								
		26321 National government	26322 National extra- budgetary	26323 Provincial government	26324 Provincial extra- budgetary	26325 Social security funds	26326 Universities	26327 Universities of technology	26328 Municipalities	
Functional classification		R '000	R '000	R '000	R '000	R '000	R '000	R '000	R '000	R '000
7047	Other industries	0	0	0	0	0	0	0	0	68 792
70471	Distributive trades, storage and warehousing	0	0	0	0	0	0	0	0	0
70472	Hotels and restaurants	0	0	0	0	0	0	0	0	0
70473	Tourism	0	0	0	0	0	0	0	0	68 792
70474	Multipurpose development projects	0	0	0	0	0	0	0	0	0
7048	R&D Economic affairs	0	0	0	0	0	0	0	0	11 237
70481	R&D General economic, commercial and labour affairs	0	0	0	0	0	0	0	0	5
70482	R&D Agriculture, forestry, fishing and hunting	0	0	0	0	0	0	0	0	0
70483	R&D Fuel and energy	0	0	0	0	0	0	0	0	0
70484	R&D Mining, manufacturing and construction	0	0	0	0	0	0	0	0	11 232
70485	R&D Transport	0	0	0	0	0	0	0	0	0
70486	R&D Communication	0	0	0	0	0	0	0	0	0
70487	R&D Other industries	0	0	0	0	0	0	0	0	0
7049	Economic affairs n.e.c.	0	0	0	0	0	0	0	0	0
705	ENVIRONMENTAL PROTECTION	0	0	0	0	0	0	0	0	0
7051	Waste management	0	0	0	0	0	0	0	0	0
7052	Waste water management	0	0	0	0	0	0	0	0	0
7053	Pollution abatement	0	0	0	0	0	0	0	0	0
7054	Protection of biodiversity and landscape	0	0	0	0	0	0	0	0	0
7055	R&D Environmental protection	0	0	0	0	0	0	0	0	0
7056	Environmental protection n.e.c.	0	0	0	0	0	0	0	0	0

Table 2 - Economic and functional classification of cash payments for operating activities for the 2004/2005 fiscal year

Economic classification		26 Grants								TOTAL	
		263 To other general government units									
		2632 Capital									
		26321 National government	26322 National extra- budgetary	26323 Provincial government	26324 Provincial extra- budgetary	26325 Social security funds	26326 Universities	26327 Universities of technology	26328 Municipalities		TOTAL (26321 - 26328)
Functional classification		R '000	R '000	R '000	R '000	R '000	R '000	R '000	R '000	R '000	
706	HOUSING AND COMMUNITY AMENITIES	0	0	0	0	0	0	0	15 341	15 341	270 876
7061	Housing development	0	0	0	0	0	0	0	0	0	0
7062	Community development	0	0	0	0	0	0	0	15 341	15 341	15 341
7063	Water supply	0	0	0	0	0	0	0	0	0	229 743
7064	Street lighting	0	0	0	0	0	0	0	0	0	0
7065	R&D Housing and community amenities	0	0	0	0	0	0	0	0	0	25 792
7066	Housing and community amenities n.e.c.	0	0	0	0	0	0	0	0	0	0
707	HEALTH	0	0	0	0	0	0	0	0	0	0
7072	Outpatient services	0	0	0	0	0	0	0	0	0	0
70724	Ambulance services	0	0	0	0	0	0	0	0	0	0
7073	Hospital services	0	0	0	0	0	0	0	0	0	0
7074	Public health services	0	0	0	0	0	0	0	0	0	0
7075	R&D (Health)	0	0	0	0	0	0	0	0	0	0
7076	Health n.e.c.	0	0	0	0	0	0	0	0	0	0
7077	Other	0	0	0	0	0	0	0	0	0	0
708	RECREATION, CULTURE AND RELIGION	0	80	0	0	0	0	0	0	80	78 943
7081	Recreational and sporting services	0	80	0	0	0	0	0	0	80	69 626
7082	Cultural services	0	0	0	0	0	0	0	0	0	9 317
	Broadcasting and publishing services	0	0	0	0	0	0	0	0	0	0
7084	Religious and other community services	0	0	0	0	0	0	0	0	0	0
7085	R&D (Recreation, cultural and religion)	0	0	0	0	0	0	0	0	0	0
7086	Recreation, culture and religion n.e.c.	0	0	0	0	0	0	0	0	0	0

Table 2 - Economic and functional classification of cash payments for operating activities for the 2004/2005 fiscal year

Functional classification		Economic classification								TOTAL (2611 - 26328)	
		26 Grants									
		263 To other general government units									
		2632 Capital									
		26321 National government	26322 National extra- budgetary	26323 Provincial government	26324 Provincial extra- budgetary	26325 Social security funds	26326 Universities	26327 Universities of technology	26328 Municipalities	TOTAL (26321 - 26328)	
		R '000	R '000	R '000	R '000	R '000	R '000	R '000	R '000	R '000	
709	EDUCATION	0	0	0	0	0	0	0	0	0	73 520
7091	Pre-primary and primary education	0	0	0	0	0	0	0	0	0	0
7092	Secondary education	0	0	0	0	0	0	0	0	0	0
7093	Postsecondary non tertiary education (e.g. ABET)	0	0	0	0	0	0	0	0	0	68 138
7094	Tertiary education	0	0	0	0	0	0	0	0	0	0
7095	Education not definable by level	0	0	0	0	0	0	0	0	0	0
7096	Subsidiary services to education	0	0	0	0	0	0	0	0	0	0
7097	R&D (Education)	0	0	0	0	0	0	0	0	0	0
7098	Education n.e.c.	0	0	0	0	0	0	0	0	0	5 382
710	SOCIAL PROTECTION	0	0	0	0	0	0	0	0	0	0
7101	Sickness and disability	0	0	0	0	0	0	0	0	0	0
71011	Sickness	0	0	0	0	0	0	0	0	0	0
71012	Disability	0	0	0	0	0	0	0	0	0	0
7102	Old age	0	0	0	0	0	0	0	0	0	0
7103	Survivors	0	0	0	0	0	0	0	0	0	0
7104	Family and children	0	0	0	0	0	0	0	0	0	0
7105	Unemployment	0	0	0	0	0	0	0	0	0	0
7106	Housing	0	0	0	0	0	0	0	0	0	0
7107	Social exclusion n.e.c.	0	0	0	0	0	0	0	0	0	0
7108	R&D (Social protection)	0	0	0	0	0	0	0	0	0	0
7109	Social protection n.e.c.	0	0	0	0	0	0	0	0	0	0

Table 2 - Economic and functional classification of cash payments for operating activities for the 2004/2005 fiscal year

Functional classification		Economic classification									TOTAL (2711 - 2732)
		27 Social benefits			272 Social assistance benefits			273 Employer social benefits			
		2711 Social security benefits	272 Social assistance benefits		273 Employer social benefits		TOTAL				
		In cash	In kind	TOTAL (2711 - 2712)	In cash	In kind	TOTAL (2721 - 2722)	In cash	In kind	TOTAL (2731 - 2732)	
		R '000	R '000	R '000	R '000	R '000	R '000	R '000	R '000	R '000	
70	GENERAL GOVERNMENT SERVICES	7 421 912	0	7 421 912	49 051	0	49 051	0	0	0	7 470 963
701	GENERAL PUBLIC SERVICES	0	0	0	0	0	0	0	0	0	0
7011	Executive and legislative services, financial and fiscal affairs, other than foreign aid	0	0	0	0	0	0	0	0	0	0
70111	Executive and legislative services	0	0	0	0	0	0	0	0	0	0
70112	Financial and fiscal affairs	0	0	0	0	0	0	0	0	0	0
70113	External Affairs	0	0	0	0	0	0	0	0	0	0
7012	Foreign economic aid	0	0	0	0	0	0	0	0	0	0
70121	Economic aid to developing countries and countries in transition	0	0	0	0	0	0	0	0	0	0
70122	Economic aid routed through international agencies	0	0	0	0	0	0	0	0	0	0
7013	General services	0	0	0	0	0	0	0	0	0	0
70131	General personnel services	0	0	0	0	0	0	0	0	0	0
70132	Overall planning and statistical services	0	0	0	0	0	0	0	0	0	0
70133	Other general services	0	0	0	0	0	0	0	0	0	0
7014	Basic research	0	0	0	0	0	0	0	0	0	0
7015	R&D General public services	0	0	0	0	0	0	0	0	0	0
7016	General public services n.e.c.	0	0	0	0	0	0	0	0	0	0
7017	Public debt transactions (mainly interest)	0	0	0	0	0	0	0	0	0	0
7018	Transfers of a general character between different levels of government	0	0	0	0	0	0	0	0	0	0

Table 2 - Economic and functional classification of cash payments for operating activities for the 2004/2005 fiscal year

Functional classification		Economic classification									TOTAL (2711 - 2732)
		27 Social benefits			272 Social assistance benefits			273 Employer social benefits			
		271 Social security benefits		TOTAL (2711 - 2712)	2721 Social assistance benefits		TOTAL (2721 - 2722)	2731 Employer social benefits		TOTAL (2731 - 2732)	
		In cash	In kind		In cash	In kind		In cash	In kind		
		R '000	R '000	R '000	R '000	R '000	R '000	R '000	R '000	R '000	
702	DEFENCE	0	0	0	0	0	0	0	0	0	0
7021	Military defence	0	0	0	0	0	0	0	0	0	0
7022	Civil defence	0	0	0	0	0	0	0	0	0	0
7023	Foreign military aid	0	0	0	0	0	0	0	0	0	0
7024	R&D Defence	0	0	0	0	0	0	0	0	0	0
7025	Defence n.e.c.	0	0	0	0	0	0	0	0	0	0
703	PUBLIC ORDER AND SAFETY	0	0	0	0	0	0	0	0	0	0
7031	Police services	0	0	0	0	0	0	0	0	0	0
7032	Fire protection services	0	0	0	0	0	0	0	0	0	0
7033	Law courts	0	0	0	0	0	0	0	0	0	0
7034	Prisons	0	0	0	0	0	0	0	0	0	0
7035	R&D Public order and safety	0	0	0	0	0	0	0	0	0	0
7036	Public order and safety n.e.c.	0	0	0	0	0	0	0	0	0	0
704	ECONOMIC AFFAIRS	0	0	0	0	0	0	0	0	0	0
7041	General economic, commercial and labour affairs	0	0	0	0	0	0	0	0	0	0
70411	General economic and commercial affairs	0	0	0	0	0	0	0	0	0	0
70412	General labour affairs	0	0	0	0	0	0	0	0	0	0
7042	Agriculture, forestry, fishing and hunting	0	0	0	0	0	0	0	0	0	0
70421	Agriculture	0	0	0	0	0	0	0	0	0	0
70422	Forestry	0	0	0	0	0	0	0	0	0	0
70423	Fishing and hunting	0	0	0	0	0	0	0	0	0	0

Table 2 - Economic and functional classification of cash payments for operating activities for the 2004/2005 fiscal year

Economic classification		27 Social benefits									TOTAL (2711 - 2732)
		271 Social security benefits			272 Social assistance benefits			273 Employer social benefits			
		2711 In cash	2712 In kind	TOTAL (2711 - 2712)	2721 In cash	2722 In kind	TOTAL (2721 - 2722)	2731 In cash	2732 In kind	TOTAL (2731 - 2732)	
		R '000	R '000	R '000	R '000	R '000	R '000	R '000	R '000	R '000	
Functional classification											
7043	Fuel and energy	0	0	0	0	0	0	0	0	0	0
70431	Coal and other solid mineral fuels	0	0	0	0	0	0	0	0	0	0
70432	Petroleum and natural gas	0	0	0	0	0	0	0	0	0	0
70433	Nuclear fuels	0	0	0	0	0	0	0	0	0	0
70434	Other fuels	0	0	0	0	0	0	0	0	0	0
70435	Electricity	0	0	0	0	0	0	0	0	0	0
70436	Non electric energy	0	0	0	0	0	0	0	0	0	0
7044	Mining, manufacturing and construction	0	0	0	0	0	0	0	0	0	0
70441	Mining of mineral resources other than mineral fuels	0	0	0	0	0	0	0	0	0	0
70442	Manufacturing	0	0	0	0	0	0	0	0	0	0
70443	Construction	0	0	0	0	0	0	0	0	0	0
7045	Transport	0	0	0	0	0	0	0	0	0	0
70451	Road transport	0	0	0	0	0	0	0	0	0	0
70452	Water transport	0	0	0	0	0	0	0	0	0	0
70453	Railway transport	0	0	0	0	0	0	0	0	0	0
70454	Air transport	0	0	0	0	0	0	0	0	0	0
70455	Pipeline and other transport	0	0	0	0	0	0	0	0	0	0
7046	Communication	0	0	0	0	0	0	0	0	0	0
70461	R&D (Communication)	0	0	0	0	0	0	0	0	0	0
70462	Other communication	0	0	0	0	0	0	0	0	0	0

Table 2 - Economic and functional classification of cash payments for operating activities for the 2004/2005 fiscal year

Economic classification		27 Social benefits									TOTAL (2711 - 2732)
		271 Social security benefits			272 Social assistance benefits			273 Employer social benefits			
		2711 In cash	2712 In kind	TOTAL (2711 - 2712)	2721 In cash	2722 In kind	TOTAL (2721 - 2722)	2731 In cash	2732 In kind	TOTAL (2731 - 2732)	
		R '000	R '000	R '000	R '000	R '000	R '000	R '000	R '000	R '000	
Functional classification		R '000	R '000	R '000	R '000	R '000	R '000	R '000	R '000	R '000	R '000
7047	Other industries	0	0	0	0	0	0	0	0	0	0
70471	Distributive trades, storage and warehousing	0	0	0	0	0	0	0	0	0	0
70472	Hotels and restaurants	0	0	0	0	0	0	0	0	0	0
70473	Tourism	0	0	0	0	0	0	0	0	0	0
70474	Multipurpose development projects	0	0	0	0	0	0	0	0	0	0
7048	R&D Economic affairs	0	0	0	0	0	0	0	0	0	0
70481	R&D General economic, commercial and labour affairs	0	0	0	0	0	0	0	0	0	0
70482	R&D Agriculture, forestry, fishing and hunting	0	0	0	0	0	0	0	0	0	0
70483	R&D Fuel and energy	0	0	0	0	0	0	0	0	0	0
70484	R&D Mining, manufacturing and construction	0	0	0	0	0	0	0	0	0	0
70485	R&D Transport	0	0	0	0	0	0	0	0	0	0
70486	R&D Communication	0	0	0	0	0	0	0	0	0	0
70487	R&D Other industries	0	0	0	0	0	0	0	0	0	0
7049	Economic affairs n.e.c.	0	0	0	0	0	0	0	0	0	0
705	ENVIRONMENTAL PROTECTION	0	0	0	0	0	0	0	0	0	0
7051	Waste management	0	0	0	0	0	0	0	0	0	0
7052	Waste water management	0	0	0	0	0	0	0	0	0	0
7053	Pollution abatement	0	0	0	0	0	0	0	0	0	0
7054	Protection of biodiversity and landscape	0	0	0	0	0	0	0	0	0	0
7055	R&D Environmental protection	0	0	0	0	0	0	0	0	0	0
7056	Environmental protection n.e.c.	0	0	0	0	0	0	0	0	0	0

Table 2 - Economic and functional classification of cash payments for operating activities for the 2004/2005 fiscal year

Economic classification		27 Social benefits									TOTAL (2711 - 2732)
		271 Social security benefits			272 Social assistance benefits			273 Employer social benefits			
		2711 In cash	2712 In kind	TOTAL (2711 - 2712)	2721 In cash	2722 In kind	TOTAL (2721 - 2722)	2731 In cash	2732 In kind	TOTAL (2731 - 2732)	
		R '000	R '000	R '000	R '000	R '000	R '000	R '000	R '000	R '000	
Functional classification											
706	HOUSING AND COMMUNITY AMENITIES	0	0	0	0	0	0	0	0	0	0
7061	Housing development	0	0	0	0	0	0	0	0	0	0
7062	Community development	0	0	0	0	0	0	0	0	0	0
7063	Water supply	0	0	0	0	0	0	0	0	0	0
7064	Street lighting	0	0	0	0	0	0	0	0	0	0
7065	R&D Housing and community amenities	0	0	0	0	0	0	0	0	0	0
7066	Housing and community amenities n.e.c.	0	0	0	0	0	0	0	0	0	0
707	HEALTH	0	0	0	0	0	0	0	0	0	0
7072	Outpatient services	0	0	0	0	0	0	0	0	0	0
70724	Ambulance services	0	0	0	0	0	0	0	0	0	0
7073	Hospital services	0	0	0	0	0	0	0	0	0	0
7074	Public health services	0	0	0	0	0	0	0	0	0	0
7075	R&D (Health)	0	0	0	0	0	0	0	0	0	0
7076	Health n.e.c.	0	0	0	0	0	0	0	0	0	0
7077	Other	0	0	0	0	0	0	0	0	0	0
	RECREATION, CULTURE AND RELIGION	0	0	0	0	0	0	0	0	0	0
7081	Recreational and sporting services	0	0	0	0	0	0	0	0	0	0
7082	Cultural services	0	0	0	0	0	0	0	0	0	0
7083	Broadcasting and publishing services	0	0	0	0	0	0	0	0	0	0
7084	Religious and other community services	0	0	0	0	0	0	0	0	0	0
7085	R&D (Recreation, cultural and religion)	0	0	0	0	0	0	0	0	0	0
7086	Recreation, culture and religion n.e.c.	0	0	0	0	0	0	0	0	0	0

Table 2 - Economic and functional classification of cash payments for operating activities for the 2004/2005 fiscal year

Economic classification		27 Social benefits									TOTAL (2711 - 2732)
		271 Social security benefits			272 Social assistance benefits			273 Employer social benefits			
		2711 In cash	2712 In kind	TOTAL (2711 - 2712)	2721 In cash	2722 In kind	TOTAL (2721 - 2722)	2731 In cash	2732 In kind	TOTAL (2731 - 2732)	
		R '000	R '000	R '000	R '000	R '000	R '000	R '000	R '000	R '000	
Functional classification											
709	EDUCATION	0	0	0	0	0	0	0	0	0	0
7091	Pre-primary and primary education	0	0	0	0	0	0	0	0	0	0
7092	Secondary education	0	0	0	0	0	0	0	0	0	0
7093	Postsecondary non tertiary education (e.g. ABET)	0	0	0	0	0	0	0	0	0	0
7094	Tertiary education	0	0	0	0	0	0	0	0	0	0
7095	Education not definable by level	0	0	0	0	0	0	0	0	0	0
7096	Subsidiary services to education	0	0	0	0	0	0	0	0	0	0
7097	R&D (Education)	0	0	0	0	0	0	0	0	0	0
7098	Education n.e.c.	0	0	0	0	0	0	0	0	0	0
710	SOCIAL PROTECTION	7 421 912	0	7 421 912	49 051	0	49 051	0	0	0	7 470 963
7101	Sickness and disability	1 753 815	0	1 753 815	0	0	0	0	0	0	1 753 815
71011	Sickness	1 753 815	0	1 753 815	0	0	0	0	0	0	1 753 815
71012	Disability	0	0	0	0	0	0	0	0	0	0
7102	Old age	0	0	0	0	0	0	0	0	0	0
7103	Survivors	0	0	0	0	0	0	0	0	0	0
7104	Family and children	0	0	0	0	0	0	0	0	0	0
7105	Unemployment	2 475 504	0	2 475 504	0	0	0	0	0	0	2 475 504
7106	Housing	0	0	0	0	0	0	0	0	0	0
7107	Social exclusion n.e.c.	0	0	0	0	0	0	0	0	0	0
7108	R & D (Social protection)	0	0	0	0	0	0	0	0	0	0
7109	Social protection n.e.c.	3 192 593	0	3 192 593	49 051	0	49 051	0	0	0	3 241 644

Table 2 - Economic and functional classification of cash payments for operating activities for the 2004/2005 fiscal year

Functional classification		Economic classification				28 Other payments
		281 Property expense other than interest				TOTAL (2811 - 2814)
		2811 Dividends (public corporations only)	2812 Withdrawals from income of quasi-corporations	2813 Property expense attributed to insurance policyholders	2814 Rent (non-produced assets)	
		R '000	R '000	R '000	R '000	R '000
70	GENERAL GOVERNMENT SERVICES	0	0	0	0	0
701	GENERAL PUBLIC SERVICES	0	0	0	0	0
7011	Executive and legislative services, financial and fiscal affairs, other than foreign aid	0	0	0	0	0
70111	Executive and legislative services	0	0	0	0	0
70112	Financial and fiscal affairs	0	0	0	0	0
70113	External Affairs	0	0	0	0	0
7012	Foreign economic aid	0	0	0	0	0
70121	Economic aid to developing countries and countries in transition	0	0	0	0	0
70122	Economic aid routed through international agencies	0	0	0	0	0
7013	General services	0	0	0	0	0
70131	General personnel services	0	0	0	0	0
70132	Overall planning and statistical services	0	0	0	0	0
70133	Other general services	0	0	0	0	0
7014	Basic research	0	0	0	0	0
7015	R&D General public services	0	0	0	0	0
7016	General public services n.e.c.	0	0	0	0	0
7017	Public debt transactions (mainly interest)	0	0	0	0	0
7018	Transfers of a general character between different levels of government	0	0	0	0	0

Table 2 - Economic and functional classification of cash payments for operating activities for the 2004/2005 fiscal year

Functional classification		Economic classification				28 Other payments
		281 Property expense other than interest				TOTAL (2811 - 2814)
		2811 Dividends (public corporations only)	2812 Withdrawals from income of quasi-corporations	2813 Property expense attributed to insurance policyholders	2814 Rent (non-produced assets)	
		R '000	R '000	R '000	R '000	R '000
702	DEFENCE	0	0	0	0	0
7021	Military defence	0	0	0	0	0
7022	Civil defence	0	0	0	0	0
7023	Foreign military aid	0	0	0	0	0
7024	R&D Defence	0	0	0	0	0
7025	Defence n.e.c.	0	0	0	0	0
703	PUBLIC ORDER AND SAFETY	0	0	0	0	0
7031	Police services	0	0	0	0	0
7032	Fire protection services	0	0	0	0	0
7033	Law courts	0	0	0	0	0
7034	Prisons	0	0	0	0	0
7035	R&D Public order and safety	0	0	0	0	0
7036	Public order and safety n.e.c.	0	0	0	0	0
704	ECONOMIC AFFAIRS	0	0	0	0	0
7041	General economic, commercial and labour affairs	0	0	0	0	0
70411	General economic and commercial affairs	0	0	0	0	0
70412	General labour affairs	0	0	0	0	0
7042	Agriculture, forestry, fishing and hunting	0	0	0	0	0
70421	Agriculture	0	0	0	0	0
70422	Forestry	0	0	0	0	0
70423	Fishing and hunting	0	0	0	0	0

Table 2 - Economic and functional classification of cash payments for operating activities for the 2004/2005 fiscal year

Economic classification		28 Other payments				
		281 Property expense other than interest				
		2811 Dividends (public corporations only)	2812 Withdrawals from income of quasi- corporations	2813 Property expense attributed to insurance policyholders	2814 Rent (non- produced assets)	TOTAL (2811 - 2814)
Functional classification		R '000	R '000	R '000	R '000	R '000
7043	Fuel and energy	0	0	0	0	0
70431	Coal and other solid mineral fuels	0	0	0	0	0
70432	Petroleum and natural gas	0	0	0	0	0
70433	Nuclear fuels	0	0	0	0	0
70434	Other fuels	0	0	0	0	0
70435	Electricity	0	0	0	0	0
70436	Non electric energy	0	0	0	0	0
7044	Mining, manufacturing and construction	0	0	0	0	0
70441	Mining of mineral resources other than mineral fuels	0	0	0	0	0
70442	Manufacturing	0	0	0	0	0
70443	Construction	0	0	0	0	0
7045	Transport	0	0	0	0	0
70451	Road transport	0	0	0	0	0
70452	Water transport	0	0	0	0	0
70453	Railway transport	0	0	0	0	0
70454	Air transport	0	0	0	0	0
70455	Pipeline and other transport	0	0	0	0	0
7046	Communication	0	0	0	0	0
70461	R&D (Communication)	0	0	0	0	0
70462	Other communication	0	0	0	0	0

Table 2 - Economic and functional classification of cash payments for operating activities for the 2004/2005 fiscal year

Economic classification		28 Other payments				
		281 Property expense other than interest				
		2811 Dividends (public corporations only)	2812 Withdrawals from income of quasi- corporations	2813 Property expense attributed to insurance policyholders	2814 Rent (non- produced assets)	TOTAL (2811 - 2814)
Functional classification		R '000	R '000	R '000	R '000	R '000
7047	Other industries	0	0	0	0	0
70471	Distributive trades, storage and warehousing	0	0	0	0	0
70472	Hotels and restaurants	0	0	0	0	0
70473	Tourism	0	0	0	0	0
70474	Multipurpose development projects	0	0	0	0	0
7048	R&D Economic affairs	0	0	0	0	0
70481	R&D General economic, commercial and labour affairs	0	0	0	0	0
70482	R&D Agriculture, forestry, fishing and hunting	0	0	0	0	0
70483	R&D Fuel and energy	0	0	0	0	0
70484	R&D Mining, manufacturing and construction	0	0	0	0	0
70485	R&D Transport	0	0	0	0	0
70486	R&D Communication	0	0	0	0	0
70487	R&D Other industries	0	0	0	0	0
7049	Economic affairs n.e.c.	0	0	0	0	0
705	ENVIRONMENTAL PROTECTION	0	0	0	0	0
7051	Waste management	0	0	0	0	0
7052	Waste water management	0	0	0	0	0
7053	Pollution abatement	0	0	0	0	0
7054	Protection of biodiversity and landscape	0	0	0	0	0
7055	R&D Environmental protection	0	0	0	0	0
7056	Environmental protection n.e.c.	0	0	0	0	0

Table 2 - Economic and functional classification of cash payments for operating activities for the 2004/2005 fiscal year

Economic classification		28 Other payments				
		281 Property expense other than interest				
		2811 Dividends (public corporations only)	2812 Withdrawals from income of quasi- corporations	2813 Property expense attributed to insurance policyholders	2814 Rent (non- produced assets)	TOTAL (2811 - 2814)
Functional classification		R '000	R '000	R '000	R '000	R '000
706	HOUSING AND COMMUNITY AMENITIES	0	0	0	0	0
7061	Housing development	0	0	0	0	0
7062	Community development	0	0	0	0	0
7063	Water supply	0	0	0	0	0
7064	Street lighting	0	0	0	0	0
7065	R&D Housing and community amenities	0	0	0	0	0
7066	Housing and community amenities n.e.c.	0	0	0	0	0
707	HEALTH	0	0	0	0	0
7072	Outpatient services	0	0	0	0	0
70724	Ambulance services	0	0	0	0	0
7073	Hospital services	0	0	0	0	0
7074	Public health services	0	0	0	0	0
7075	R&D (Health)	0	0	0	0	0
7076	Health n.e.c.	0	0	0	0	0
7077	Other	0	0	0	0	0
708	RECREATION, CULTURE AND RELIGION	0	0	0	0	0
7081	Recreational and sporting services	0	0	0	0	0
7082	Cultural services	0	0	0	0	0
7083	Broadcasting and publishing services	0	0	0	0	0
7084	Religious and other community services	0	0	0	0	0
7085	R&D (Recreation, cultural and religion)	0	0	0	0	0
7086	Recreation, culture and religion n.e.c.	0	0	0	0	0

Table 2 - Economic and functional classification of cash payments for operating activities for the 2004/2005 fiscal year

Functional classification		Economic classification				28 Other payments
		281 Property expense other than interest				TOTAL (2811 - 2814)
		2811 Dividends (public corporations only)	2812 Withdrawals from income of quasi-corporations	2813 Property expense attributed to insurance policyholders	2814 Rent (non-produced assets)	
		R '000	R '000	R '000	R '000	R '000
709	EDUCATION	0	0	0	0	0
7091	Pre-primary and primary education	0	0	0	0	0
7092	Secondary education	0	0	0	0	0
7093	Postsecondary non tertiary education (e.g. ABET)	0	0	0	0	0
7094	Tertiary education	0	0	0	0	0
7095	Education not definable by level	0	0	0	0	0
7096	Subsidiary services to education	0	0	0	0	0
7097	R&D (Education)	0	0	0	0	0
7098	Education n.e.c.	0	0	0	0	0
710	SOCIAL PROTECTION	0	0	0	0	0
7101	Sickness and disability	0	0	0	0	0
71011	Sickness	0	0	0	0	0
71012	Disability	0	0	0	0	0
7102	Old age	0	0	0	0	0
7103	Survivors	0	0	0	0	0
7104	Family and children	0	0	0	0	0
7105	Unemployment	0	0	0	0	0
7106	Housing	0	0	0	0	0
7107	Social exclusion n.e.c.	0	0	0	0	0
7108	R&D (Social protection)	0	0	0	0	0
7109	Social protection n.e.c.	0	0	0	0	0

Table 2 - Economic and functional classification of cash payments for operating activities for the 2004/2005 fiscal year

Functional classification		Economic classification							TOTAL
		28 Other payments							(28211 - 28217)
		282 Miscellaneous other expense							
		2821 Current							
	28211 NPISH	28212 Compulsory fees (fines, penalties, licences, regional services levies, etc.)	28213 Surrender of donor funds to foreign donors	28214 Injuries and damages	28215 Households	28216 Non-life insurance premiums	28217 Purchases of goods and services for distribution to households	R '000	
	R '000	R '000	R '000	R '000	R '000	R '000	R '000	R '000	
70	GENERAL GOVERNMENT SERVICES	60 402	393 627	0	67	1 183 389	17 423	0	1 654 908
701	GENERAL PUBLIC SERVICES	23 944	1 423	0	0	-1 707	1 483	0	25 143
7011	Executive and legislative services, financial and fiscal affairs, other than foreign aid	0	249	0	0	0	0	0	249
70111	Executive and legislative services	0	0	0	0	0	0	0	0
70112	Financial and fiscal affairs	0	249	0	0	0	0	0	249
70113	External Affairs	0	0	0	0	0	0	0	0
7012	Foreign economic aid	0	0	0	0	0	0	0	0
70121	Economic aid to developing countries and countries in transition	0	0	0	0	0	0	0	0
70122	Economic aid routed through international agencies	0	0	0	0	0	0	0	0
7013	General services	0	1 174	0	0	-1 707	1 483	0	950
70131	General personnel services	0	0	0	0	0	0	0	0
70132	Overall planning and statistical services	0	0	0	0	0	0	0	0
70133	Other general services	0	1 174	0	0	-1 707	1 483	0	950
7014	Basic research	23 944	0	0	0	0	0	0	23 944
7015	R&D General public services	0	0	0	0	0	0	0	0
7016	General public services n.e.c.	0	0	0	0	0	0	0	0
7017	Public debt transactions (mainly interest)	0	0	0	0	0	0	0	0
7018	Transfers of a general character between different levels of government	0	0	0	0	0	0	0	0

Table 2 - Economic and functional classification of cash payments for operating activities for the 2004/2005 fiscal year

Functional classification		Economic classification							TOTAL
		28 Other payments							(28211 - 28217)
		282 Miscellaneous other expense							
		2821 Current							
28211 NPISH	28212 Compulsory fees (fines, penalties, licences, regional services levies, etc.)	28213 Surrender of donor funds to foreign donors	28214 Injuries and damages	28215 Households	28216 Non-life insurance premiums	28217 Purchases of goods and services for distribution to households	R '000		
R '000	R '000	R '000	R '000	R '000	R '000	R '000	R '000	R '000	
702	DEFENCE	0	0	0	0	0	0	0	0
7021	Military defence	0	0	0	0	0	0	0	0
7022	Civil defence	0	0	0	0	0	0	0	0
7023	Foreign military aid	0	0	0	0	0	0	0	0
7024	R&D Defence	0	0	0	0	0	0	0	0
7025	Defence n.e.c.	0	0	0	0	0	0	0	0
703	PUBLIC ORDER AND SAFETY	0	19	0	0	369 464	921	0	370 404
7031	Police services	0	19	0	0	0	197	0	216
7032	Fire protection services	0	0	0	0	0	0	0	0
7033	Law courts	0	0	0	0	369 464	724	0	370 188
7034	Prisons	0	0	0	0	0	0	0	0
7035	R&D Public order and safety	0	0	0	0	0	0	0	0
7036	Public order and safety n.e.c.	0	0	0	0	0	0	0	0
704	ECONOMIC AFFAIRS	0	1 635	0	28	103 913	3 099	0	108 675
7041	General economic, commercial and labour affairs	0	734	0	28	4	595	0	1 361
70411	General economic and commercial affairs	0	708	0	28	1	402	0	1 139
70412	General labour affairs	0	26	0	0	3	193	0	222
7042	Agriculture, forestry, fishing and hunting	0	0	0	0	0	104	0	104
70421	Agriculture	0	0	0	0	0	0	0	0
70422	Forestry	0	0	0	0	0	104	0	104
70423	Fishing and hunting	0	0	0	0	0	0	0	0

Table 2 - Economic and functional classification of cash payments for operating activities for the 2004/2005 fiscal year

Functional classification		Economic classification							TOTAL
		28 Other payments							(28211 - 28217)
		282 Miscellaneous other expense							
		2821 Current							
28211 NPISH	28212 Compulsory fees (fines, penalties, licences, regional services levies, etc.)	28213 Surrender of donor funds to foreign donors	28214 Injuries and damages	28215 Households	28216 Non-life insurance premiums	28217 Purchases of goods and services for distribution to households	R '000		
R '000	R '000	R '000	R '000	R '000	R '000	R '000	R '000	R '000	
7043	Fuel and energy	0	0	0	0	125	0	0	125
70431	Coal and other solid mineral fuels	0	0	0	0	0	0	0	0
70432	Petroleum and natural gas	0	0	0	0	0	0	0	0
70433	Nuclear fuels	0	0	0	0	125	0	0	125
70434	Other fuels	0	0	0	0	0	0	0	0
70435	Electricity	0	0	0	0	0	0	0	0
70436	Non electric energy	0	0	0	0	0	0	0	0
7044	Mining, manufacturing and construction	0	60	0	0	62 027	268	0	62 355
70441	Mining of mineral resources other than mineral fuels	0	0	0	0	28 793	58	0	28 851
70442	Manufacturing	0	0	0	0	1 494	35	0	1 529
70443	Construction	0	60	0	0	31 740	175	0	31 975
7045	Transport	0	285	0	0	103	376	0	764
70451	Road transport	0	0	0	0	100	0	0	100
70452	Water transport	0	285	0	0	3	376	0	664
70453	Railway transport	0	0	0	0	0	0	0	0
70454	Air transport	0	0	0	0	0	0	0	0
70455	Pipeline and other transport	0	0	0	0	0	0	0	0
7046	Communication	0	175	0	0	0	1 221	0	1 396
70461	R&D (Communication)	0	0	0	0	0	0	0	0
70462	Other communication	0	175	0	0	0	1 221	0	1 396

Table 2 - Economic and functional classification of cash payments for operating activities for the 2004/2005 fiscal year

Economic classification		28 Other payments							TOTAL (28211 - 28217) R '000
		282 Miscellaneous other expense							
		2821 Current							
		28211 NPISH	28212 Compulsory fees (fines, penalties, licences, regional services levies, etc.)	28213 Surrender of donor funds to foreign donors	28214 Injuries and damages	28215 Households	28216 Non-life insurance premiums	28217 Purchases of goods and services for distribution to households	
Functional classification		R '000	R '000	R '000	R '000	R '000	R '000	R '000	
7047	Other industries	0	342	0	0	41 654	466	0	42 462
70471	Distributive trades, storage and warehousing	0	0	0	0	0	0	0	0
70472	Hotels and restaurants	0	0	0	0	0	0	0	0
70473	Tourism	0	342	0	0	41 654	466	0	42 462
70474	Multipurpose development projects	0	0	0	0	0	0	0	0
7048	R&D Economic affairs	0	39	0	0	0	69	0	108
70481	R&D General economic, commercial and labour affairs	0	39	0	0	0	69	0	108
70482	R&D Agriculture, forestry, fishing and hunting	0	0	0	0	0	0	0	0
70483	R&D Fuel and energy	0	0	0	0	0	0	0	0
70484	R&D Mining, manufacturing and construction	0	0	0	0	0	0	0	0
70485	R&D Transport	0	0	0	0	0	0	0	0
70486	R&D Communication	0	0	0	0	0	0	0	0
70487	R&D Other industries	0	0	0	0	0	0	0	0
7049	Economic affairs n.e.c.	0	0	0	0	0	0	0	0
705	ENVIRONMENTAL PROTECTION	2 131	219	0	0	3	1 865	0	4 218
7051	Waste management	0	0	0	0	0	0	0	0
7052	Waste water management	0	0	0	0	0	0	0	0
7053	Pollution abatement	0	0	0	0	0	0	0	0
7054	Protection of biodiversity and landscape	2 131	219	0	0	3	1 487	0	3 840
7055	R&D Environmental protection	0	0	0	0	0	378	0	378
7056	Environmental protection n.e.c.	0	0	0	0	0	0	0	0

Table 2 - Economic and functional classification of cash payments for operating activities for the 2004/2005 fiscal year

Functional classification		Economic classification							TOTAL (28211 - 28217) R '000
		28 Other payments							
		282 Miscellaneous other expense							
		2821 Current							
		28211 NPISH R '000	28212 Compulsory fees (fines, penalties, licences, regional services levies, etc.) R '000	28213 Surrender of donor funds to foreign donors R '000	28214 Injuries and damages R '000	28215 Households R '000	28216 Non-life insurance premiums R '000	28217 Purchases of goods and services for distribution to households R '000	
706	HOUSING AND COMMUNITY AMENITIES	0	79 646	0	0	15 392	4 153	0	99 191
7061	Housing development	0	415	0	0	8	4 153	0	4 576
7062	Community development	0	0	0	0	0	0	0	0
7063	Water supply	0	79 231	0	0	174	0	0	79 405
7064	Street lighting	0	0	0	0	0	0	0	0
7065	R&D Housing and community amenities	0	0	0	0	15 210	0	0	15 210
7066	Housing and community amenities n.e.c.	0	0	0	0	0	0	0	0
707	HEALTH	0	28	0	0	0	224	0	252
7072	Outpatient services	0	0	0	0	0	0	0	0
70724	Ambulance services	0	0	0	0	0	0	0	0
7073	Hospital services	0	0	0	0	0	0	0	0
7074	Public health services	0	0	0	0	0	0	0	0
7075	R&D (Health)	0	0	0	0	0	0	0	0
7076	Health n.e.c.	0	28	0	0	0	224	0	252
7077	Other	0	0	0	0	0	0	0	0
708	RECREATION, CULTURE AND RELIGION	34 327	456	0	0	16 387	3 942	0	55 112
7081	Recreational and sporting services	0	195	0	0	0	609	0	804
7082	Cultural services	34 327	226	0	0	16 387	2 797	0	53 737
7083	Broadcasting and publishing services	0	35	0	0	0	536	0	571
7084	Religious and other community services	0	0	0	0	0	0	0	0
7085	R&D (Recreation, cultural and religion)	0	0	0	0	0	0	0	0
	Recreation, culture and religion n.e.c.	0	0	0	0	0	0	0	0

Table 2 - Economic and functional classification of cash payments for operating activities for the 2004/2005 fiscal year

Functional classification		Economic classification							TOTAL
		28 Other payments							(28211 - 28217)
		282 Miscellaneous other expense							
		2821 Current							
	28211 NPISH	28212 Compulsory fees (fines, penalties, licences, regional services levies, etc.)	28213 Surrender of donor funds to foreign donors	28214 Injuries and damages	28215 Households	28216 Non-life insurance premiums	28217 Purchases of goods and services for distribution to households	R '000	
	R '000	R '000	R '000	R '000	R '000	R '000	R '000	R '000	
709	EDUCATION	0	309 118	0	39	679 923	530	0	989 610
7091	Pre-primary and primary education	0	0	0	0	0	0	0	0
7092	Secondary education	0	23	0	0	0	27	0	50
7093	Postsecondary non tertiary education (e.g. ABET)	0	0	0	0	0	0	0	0
7094	Tertiary education	0	309 077	0	39	679 437	227	0	988 780
7095	Education not definable by level	0	12	0	0	0	93	0	105
7096	Subsidiary services to education	0	0	0	0	0	0	0	0
7097	R&D (Education)	0	0	0	0	0	0	0	0
7098	Education n.e.c.	0	6	0	0	486	183	0	675
710	SOCIAL PROTECTION	0	1 083	0	0	14	1 206	0	2 303
7101	Sickness and disability	0	1 083	0	0	0	1 206	0	2 289
71011	Sickness	0	1 083	0	0	0	1 206	0	2 289
71012	Disability	0	0	0	0	0	0	0	0
7102	Old age	0	0	0	0	0	0	0	0
7103	Survivors	0	0	0	0	0	0	0	0
7104	Family and children	0	0	0	0	0	0	0	0
7105	Unemployment	0	0	0	0	0	0	0	0
7106	Housing	0	0	0	0	0	0	0	0
7107	Social exclusion n.e.c.	0	0	0	0	0	0	0	0
7108	R&D (Social protection)	0	0	0	0	0	0	0	0
7109	Social protection n.e.c.	0	0	0	0	14	0	0	14

Table 2 - Economic and functional classification of cash payments for operating activities for the 2004/2005 fiscal year

Economic classification		28 Other payments							TOTAL	
		282 Miscellaneous other expense								
		2822 Capital								
		28221 NPISH	28222 Households	28223 Exchange rate losses	28224 Financial Public corporation	28225 Non-financial Public corporation	28226 Financial Private enterprises	28227 Non-financial Private enterprises	TOTAL (28221 - 28227)	(2811 - 28227)
Functional classification		R '000	R '000	R '000	R '000	R '000	R '000	R '000	R '000	
70	GENERAL GOVERNMENT SERVICES	77 897	39 041	17 589	174 490	52 347	40 098	7	401 469	2 056 377
701	GENERAL PUBLIC SERVICES	0	0	2 104	0	0	0	0	2 104	27 247
7011	Executive and legislative services, financial and fiscal affairs, other than foreign aid	0	0	678	0	0	0	0	678	927
70111	Executive and legislative services	0	0	0	0	0	0	0	0	0
70112	Financial and fiscal affairs	0	0	678	0	0	0	0	678	927
70113	External Affairs	0	0	0	0	0	0	0	0	0
7012	Foreign economic aid	0	0	0	0	0	0	0	0	0
70121	Economic aid to developing countries and countries in transition	0	0	0	0	0	0	0	0	0
70122	Economic aid routed through international agencies	0	0	0	0	0	0	0	0	0
7013	General services	0	0	39	0	0	0	0	39	989
70131	General personnel services	0	0	0	0	0	0	0	0	0
70132	Overall planning and statistical services	0	0	0	0	0	0	0	0	0
70133	Other general services	0	0	39	0	0	0	0	39	989
7014	Basic research	0	0	1 387	0	0	0	0	1 387	25 331
7015	R&D General public services	0	0	0	0	0	0	0	0	0
7016	General public services n.e.c.	0	0	0	0	0	0	0	0	0
7017	Public debt transactions (mainly interest)	0	0	0	0	0	0	0	0	0
7018	Transfers of a general character between different levels of government	0	0	0	0	0	0	0	0	0

Table 2 - Economic and functional classification of cash payments for operating activities for the 2004/2005 fiscal year

Functional classification		Economic classification							TOTAL	
		28 Other payments							TOTAL (28221 - 28227)	(2811 - 28227)
		282 Miscellaneous other expense								
		2822 Capital								
28221 NPISH	28222 Households	28223 Exchange rate losses	28224 Financial Public corporation	28225 Non-financial Public corporation	28226 Financial Private enterprises	28227 Non-financial Private enterprises	R '000	R '000		
R '000	R '000	R '000	R '000	R '000	R '000	R '000	R '000	R '000	R '000	
702	DEFENCE	0	0	10 781	0	0	0	0	10 781	10 781
7021	Military defence	0	0	10 781	0	0	0	0	10 781	10 781
7022	Civil defence	0	0	0	0	0	0	0	0	0
7023	Foreign military aid	0	0	0	0	0	0	0	0	0
7024	R&D Defence	0	0	0	0	0	0	0	0	0
7025	Defence n.e.c.	0	0	0	0	0	0	0	0	0
703	PUBLIC ORDER AND SAFETY	0	0	0	0	0	0	0	0	370 404
7031	Police services	0	0	0	0	0	0	0	0	216
7032	Fire protection services	0	0	0	0	0	0	0	0	0
7033	Law courts	0	0	0	0	0	0	0	0	370 188
7034	Prisons	0	0	0	0	0	0	0	0	0
7035	R&D Public order and safety	0	0	0	0	0	0	0	0	0
7036	Public order and safety n.e.c.	0	0	0	0	0	0	0	0	0
704	ECONOMIC AFFAIRS	0	0	4 554	0	0	40 098	0	44 652	153 327
7041	General economic, commercial and labour affairs	0	0	3	0	0	0	0	3	1 364
70411	General economic and commercial affairs	0	0	3	0	0	0	0	3	1 142
70412	General labour affairs	0	0	0	0	0	0	0	0	222
7042	Agriculture, forestry, fishing and hunting	0	0	0	0	0	40 098	0	40 098	40 202
70421	Agriculture	0	0	0	0	0	40 098	0	40 098	40 098
70422	Forestry	0	0	0	0	0	0	0	0	104
70423	Fishing and hunting	0	0	0	0	0	0	0	0	0

Table 2 - Economic and functional classification of cash payments for operating activities for the 2004/2005 fiscal year

Economic classification		28 Other payments							TOTAL	
		282 Miscellaneous other expense								
		2822 Capital								
		28221 NPISH	28222 Households	28223 Exchange rate losses	28224 Financial Public corporation	28225 Non-financial Public corporation	28226 Financial Private enterprises	28227 Non-financial Private enterprises	TOTAL (28221 - 28227)	(2811 - 28227)
Functional classification		R '000	R '000	R '000	R '000	R '000	R '000	R '000	R '000	
7043	Fuel and energy	0	0	0	0	0	0	0	125	
70431	Coal and other solid mineral fuels	0	0	0	0	0	0	0	0	
70432	Petroleum and natural gas	0	0	0	0	0	0	0	0	
70433	Nuclear fuels	0	0	0	0	0	0	0	125	
70434	Other fuels	0	0	0	0	0	0	0	0	
70435	Electricity	0	0	0	0	0	0	0	0	
70436	Non electric energy	0	0	0	0	0	0	0	0	
7044	Mining, manufacturing and construction	0	0	568	0	0	0	568	62 923	
70441	Mining of mineral resources other than mineral fuels	0	0	568	0	0	0	568	29 419	
70442	Manufacturing	0	0	0	0	0	0	0	1 529	
70443	Construction	0	0	0	0	0	0	0	31 975	
7045	Transport	0	0	0	0	0	0	0	764	
70451	Road transport	0	0	0	0	0	0	0	100	
70452	Water transport	0	0	0	0	0	0	0	664	
70453	Railway transport	0	0	0	0	0	0	0	0	
70454	Air transport	0	0	0	0	0	0	0	0	
70455	Pipeline and other transport	0	0	0	0	0	0	0	0	
7046	Communication	0	0	6	0	0	0	6	1 402	
70461	R&D (Communication)	0	0	0	0	0	0	0	0	
70462	Other communication	0	0	6	0	0	0	6	1 402	

Table 2 - Economic and functional classification of cash payments for operating activities for the 2004/2005 fiscal year

Economic classification		28 Other payments							TOTAL	
		282 Miscellaneous other expense								
		2822 Capital								
		28221 NPISH	28222 Households	28223 Exchange rate losses	28224 Financial Public corporation	28225 Non-financial Public corporation	28226 Financial Private enterprises	28227 Non-financial Private enterprises	TOTAL (28221 - 28227)	(2811 - 28227)
Functional classification		R '000	R '000	R '000	R '000	R '000	R '000	R '000	R '000	
7047	Other industries	0	0	3 416	0	0	0	0	3 416	45 878
70471	Distributive trades, storage and warehousing	0	0	0	0	0	0	0	0	0
70472	Hotels and restaurants	0	0	0	0	0	0	0	0	0
70473	Tourism	0	0	3 416	0	0	0	0	3 416	45 878
70474	Multipurpose development projects	0	0	0	0	0	0	0	0	0
7048	R&D Economic affairs	0	0	561	0	0	0	0	561	669
70481	R&D General economic, commercial and labour affairs	0	0	0	0	0	0	0	0	108
70482	R&D Agriculture, forestry, fishing and hunting	0	0	317	0	0	0	0	317	317
70483	R&D Fuel and energy	0	0	0	0	0	0	0	0	0
70484	R&D Mining, manufacturing and construction	0	0	244	0	0	0	0	244	244
70485	R&D Transport	0	0	0	0	0	0	0	0	0
70486	R&D Communication	0	0	0	0	0	0	0	0	0
70487	R&D Other industries	0	0	0	0	0	0	0	0	0
7049	Economic affairs n.e.c.	0	0	0	0	0	0	0	0	0
705	ENVIRONMENTAL PROTECTION	0	0	5	0	0	0	0	5	4 223
7051	Waste management	0	0	0	0	0	0	0	0	0
7052	Waste water management	0	0	0	0	0	0	0	0	0
7053	Pollution abatement	0	0	0	0	0	0	0	0	0
7054	Protection of biodiversity and landscape	0	0	5	0	0	0	0	5	3 845
7055	R&D Environmental protection	0	0	0	0	0	0	0	0	378
7056	Environmental protection n.e.c.	0	0	0	0	0	0	0	0	0

Table 2 - Economic and functional classification of cash payments for operating activities for the 2004/2005 fiscal year

Economic classification		28 Other payments							TOTAL	
		282 Miscellaneous other expense								
		2822 Capital								
		28221 NPISH	28222 Households	28223 Exchange rate losses	28224 Financial Public corporation	28225 Non-financial Public corporation	28226 Financial Private enterprises	28227 Non-financial Private enterprises	TOTAL (28221 - 28227)	(2811 - 28227)
Functional classification		R '000	R '000	R '000	R '000	R '000	R '000	R '000	R '000	
706	HOUSING AND COMMUNITY AMENITIES	69 892	39 041	0	174 490	52 347	0	0	335 770	434 961
7061	Housing development	0	39 041	0	0	0	0	0	39 041	43 617
7062	Community development	69 892	0	0	0	0	0	0	69 892	69 892
7063	Water supply	0	0	0	174 490	52 347	0	0	226 837	306 242
7064	Street lighting	0	0	0	0	0	0	0	0	0
7065	R&D Housing and community amenities	0	0	0	0	0	0	0	0	15 210
7066	Housing and community amenities n.e.c.	0	0	0	0	0	0	0	0	0
707	HEALTH	0	0	0	0	0	0	0	0	252
7072	Outpatient services	0	0	0	0	0	0	0	0	0
70724	Ambulance services	0	0	0	0	0	0	0	0	0
7073	Hospital services	0	0	0	0	0	0	0	0	0
7074	Public health services	0	0	0	0	0	0	0	0	0
7075	R&D (Health)	0	0	0	0	0	0	0	0	0
7076	Health n.e.c.	0	0	0	0	0	0	0	0	252
7077	Other	0	0	0	0	0	0	0	0	0
708	RECREATION, CULTURE AND RELIGION	8 005	0	145	0	0	0	7	8 157	63 269
7081	Recreational and sporting services	0	0	43	0	0	0	0	43	847
7082	Cultural services	5 329	0	102	0	0	0	7	5 438	59 175
7083	Broadcasting and publishing services	2 676	0	0	0	0	0	0	2 676	3 247
7084	Religious and other community services	0	0	0	0	0	0	0	0	0
	R&D (Recreation, cultural and religion)	0	0	0	0	0	0	0	0	0
7086	Recreation, culture and religion n.e.c.	0	0	0	0	0	0	0	0	0

Table 2 - Economic and functional classification of cash payments for operating activities for the 2004/2005 fiscal year

Economic classification		28 Other payments							TOTAL	
		282 Miscellaneous other expense								
		2822 Capital								
		28221 NPISH	28222 Households	28223 Exchange rate losses	28224 Financial Public corporation	28225 Non-financial Public corporation	28226 Financial Private enterprises	28227 Non-financial Private enterprises	TOTAL (28221 - 28227)	(2811 - 28227)
Functional classification		R '000	R '000	R '000	R '000	R '000	R '000	R '000	R '000	
709	EDUCATION	0	0	0	0	0	0	0	0	989 610
7091	Pre-primary and primary education	0	0	0	0	0	0	0	0	0
7092	Secondary education	0	0	0	0	0	0	0	0	50
7093	Postsecondary non tertiary education (e.g. ABET)	0	0	0	0	0	0	0	0	0
7094	Tertiary education	0	0	0	0	0	0	0	0	988 780
7095	Education not definable by level	0	0	0	0	0	0	0	0	105
7096	Subsidiary services to education	0	0	0	0	0	0	0	0	0
7097	R&D (Education)	0	0	0	0	0	0	0	0	0
7098	Education n.e.c.	0	0	0	0	0	0	0	0	675
710	SOCIAL PROTECTION	0	0	0	0	0	0	0	0	2 303
7101	Sickness and disability	0	0	0	0	0	0	0	0	2 289
71011	Sickness	0	0	0	0	0	0	0	0	2 289
71012	Disability	0	0	0	0	0	0	0	0	0
7102	Old age	0	0	0	0	0	0	0	0	0
7103	Survivors	0	0	0	0	0	0	0	0	0
7104	Family and children	0	0	0	0	0	0	0	0	0
7105	Unemployment	0	0	0	0	0	0	0	0	0
7106	Housing	0	0	0	0	0	0	0	0	0
7107	Social exclusion n.e.c.	0	0	0	0	0	0	0	0	0
7108	R&D (Social protection)	0	0	0	0	0	0	0	0	0
7109	Social protection n.e.c.	0	0	0	0	0	0	0	0	14

Table 2 - Economic and functional classification of cash payments for operating activities for the 2004/2005 fiscal year

Functional classification		Economic classification		
		29 Expenses not regarded as transactions		
		291 Thefts and losses	292 Other	TOTAL (291 - 292)
		R '000	R '000	R '000
70	GENERAL GOVERNMENT SERVICES	1 090	0	1 090
701	GENERAL PUBLIC SERVICES	0	0	0
7011	Executive and legislative services, financial and fiscal affairs, other than foreign aid	0	0	0
70111	Executive and legislative services	0	0	0
70112	Financial and fiscal affairs	0	0	0
70113	External Affairs	0	0	0
7012	Foreign economic aid	0	0	0
70121	Economic aid to developing countries and countries in transition	0	0	0
70122	Economic aid routed through international agencies	0	0	0
7013	General services	0	0	0
70131	General personnel services	0	0	0
70132	Overall planning and statistical services	0	0	0
70133	Other general services	0	0	0
7014	Basic research	0	0	0
7015	R&D General public services	0	0	0
7016	General public services n.e.c.	0	0	0
7017	Public debt transactions (mainly interest)	0	0	0
7018	Transfers of a general character between different levels of government	0	0	0

Table 2 - Economic and functional classification of cash payments for operating activities for the 2004/2005 fiscal year

Functional classification		Economic classification		
		29 Expenses not regarded as transactions		
		291 Thefts and losses R '000	292 Other R '000	TOTAL (291 - 292) R '000
702	DEFENCE	0	0	0
7021	Military defence	0	0	0
7022	Civil defence	0	0	0
7023	Foreign military aid	0	0	0
7024	R&D Defence	0	0	0
7025	Defence n.e.c.	0	0	0
703	PUBLIC ORDER AND SAFETY	0	0	0
7031	Police services	0	0	0
7032	Fire protection services	0	0	0
7033	Law courts	0	0	0
7034	Prisons	0	0	0
7035	R&D Public order and safety	0	0	0
7036	Public order and safety n.e.c.	0	0	0
704	ECONOMIC AFFAIRS	69	0	69
7041	General economic, commercial and labour affairs	66	0	66
70411	General economic and commercial affairs	66	0	66
70412	General labour affairs	0	0	0
7042	Agriculture, forestry, fishing and hunting	0	0	0
70421	Agriculture	0	0	0
70422	Forestry	0	0	0
70423	Fishing and hunting	0	0	0

Table 2 - Economic and functional classification of cash payments for operating activities for the 2004/2005 fiscal year

Economic classification		29 Expenses not regarded as transactions		
		291	292	TOTAL
		Thefts and losses	Other	(291 - 292)
Functional classification		R '000	R '000	R '000
7043	Fuel and energy	0	0	0
70431	Coal and other solid mineral fuels	0	0	0
70432	Petroleum and natural gas	0	0	0
70433	Nuclear fuels	0	0	0
70434	Other fuels	0	0	0
70435	Electricity	0	0	0
70436	Non electric energy	0	0	0
7044	Mining, manufacturing and construction	0	0	0
70441	Mining of mineral resources other than mineral fuels	0	0	0
70442	Manufacturing	0	0	0
70443	Construction	0	0	0
7045	Transport	0	0	0
70451	Road transport	0	0	0
70452	Water transport	0	0	0
70453	Railway transport	0	0	0
70454	Air transport	0	0	0
70455	Pipeline and other transport	0	0	0
7046	Communication	0	0	0
70461	R&D (Communication)	0	0	0
70462	Other communication	0	0	0

Table 2 - Economic and functional classification of cash payments for operating activities for the 2004/2005 fiscal year

Economic classification		29 Expenses not regarded as transactions		
		291	292	TOTAL
		Thefts and losses	Other	(291 - 292)
Functional classification		R '000	R '000	R '000
7047	Other industries	3	0	3
70471	Distributive trades, storage and warehousing	0	0	0
70472	Hotels and restaurants	0	0	0
70473	Tourism	3	0	3
70474	Multipurpose development projects	0	0	0
7048	R&D Economic affairs	0	0	0
70481	R&D General economic, commercial and labour affairs	0	0	0
70482	R&D Agriculture, forestry, fishing and hunting	0	0	0
70483	R&D Fuel and energy	0	0	0
70484	R&D Mining, manufacturing and construction	0	0	0
70485	R&D Transport	0	0	0
70486	R&D Communication	0	0	0
70487	R&D Other industries	0	0	0
7049	Economic affairs n.e.c.	0	0	0
705	ENVIRONMENTAL PROTECTION	0	0	0
7051	Waste management	0	0	0
7052	Waste water management	0	0	0
7053	Pollution abatement	0	0	0
7054	Protection of biodiversity and landscape	0	0	0
7055	R&D Environmental protection	0	0	0
7056	Environmental protection n.e.c.	0	0	0

Table 2 - Economic and functional classification of cash payments for operating activities for the 2004/2005 fiscal year

Functional classification		Economic classification		
		29 Expenses not regarded as transactions		
		291 Thefts and losses R '000	292 Other R '000	TOTAL (291 - 292) R '000
706	HOUSING AND COMMUNITY AMENITIES	944	0	944
7061	Housing development	0	0	0
7062	Community development	0	0	0
7063	Water supply	944	0	944
7064	Street lighting	0	0	0
7065	R&D Housing and community amenities	0	0	0
7066	Housing and community amenities n.e.c.	0	0	0
707	HEALTH	0	0	0
7072	Outpatient services	0	0	0
70724	Ambulance services	0	0	0
7073	Hospital services	0	0	0
7074	Public health services	0	0	0
7075	R&D (Health)	0	0	0
7076	Health n.e.c.	0	0	0
7077	Other	0	0	0
708	RECREATION, CULTURE AND RELIGION	77	0	77
	Recreational and sporting services	0	0	0
7082	Cultural services	0	0	0
7083	Broadcasting and publishing services	77	0	77
7084	Religious and other community services	0	0	0
7085	R&D (Recreation, cultural and religion)	0	0	0
7086	Recreation, culture and religion n.e.c.	0	0	0

Table 2 - Economic and functional classification of cash payments for operating activities for the 2004/2005 fiscal year

Functional classification		Economic classification		
		29 Expenses not regarded as transactions		
		291 Thefts and losses	292 Other	TOTAL (291 - 292)
		R '000	R '000	R '000
709	EDUCATION	0	0	0
7091	Pre-primary and primary education	0	0	0
7092	Secondary education	0	0	0
7093	Postsecondary non tertiary education (e.g. ABET)	0	0	0
7094	Tertiary education	0	0	0
7095	Education not definable by level	0	0	0
7096	Subsidiary services to education	0	0	0
7097	R&D (Education)	0	0	0
7098	Education n.e.c.	0	0	0
710	SOCIAL PROTECTION	0	0	0
7101	Sickness and disability	0	0	0
71011	Sickness	0	0	0
71012	Disability	0	0	0
7102	Old age	0	0	0
7103	Survivors	0	0	0
7104	Family and children	0	0	0
7105	Unemployment	0	0	0
7106	Housing	0	0	0
7107	Social exclusion n.e.c.	0	0	0
7108	R&D (Social protection)	0	0	0
7109	Social protection n.e.c.	0	0	0

Table 3 - Economic and functional classification of the purchases of non-financial assets for the 2004/2005 fiscal year

Economic classification		61 Purchases of non-financial assets										TOTAL
		611 Fixed assets										
		6111 Buildings and structures			6112 Machinery and equipment				6113 Other fixed assets			
		61111 Residential buildings	61112 Non-residential buildings	61113 Other constructions	61121 Vehicles	61122 Computer equipment	61124 Furniture	61125 Other machinery and equipment	61126 Books	61131 Cultivated assets	61132 Intangible assets	
Functional classification		R '000	R '000	R '000	R '000	R '000	R '000	R '000	R '000	R '000	R '000	R '000
70	GENERAL GOVERNMENT SERVICES	9 475	269 154	2 233 181	339 673	227 416	88 019	208 178	945	0	50 580	3 426 621
701	GENERAL PUBLIC SERVICES	0	90 488	0	22 026	140 385	35 850	41 141	147	0	21 986	352 023
7011	Executive and legislative services, financial and fiscal affairs, other than foreign	0	78 525	0	11 434	104 998	15 718	19 519	0	0	21 212	251 406
70111	Executive and legislative services	0	0	0	0	0	0	0	0	0	0	0
70112	Financial and fiscal affairs	0	78 525	0	11 434	104 998	15 718	19 519	0	0	21 212	251 406
70113	External Affairs	0	0	0	0	0	0	0	0	0	0	0
7012	Foreign economic aid	0	0	0	0	0	0	0	0	0	0	0
70121	Economic aid to developing countries and countries in transition	0	0	0	0	0	0	0	0	0	0	0
70122	Economic aid routed through international agencies	0	0	0	0	0	0	0	0	0	0	0
7013	General services	0	10	0	7 172	8 362	1 772	2 171	0	0	75	19 562
70131	General personnel services	0	0	0	0	0	0	0	0	0	0	0
70132	Overall planning and statistical services	0	0	0	60	230	272	31	0	0	5	598
70133	Other general services	0	10	0	7 112	8 132	1 500	2 140	0	0	70	18 964
7014	Basic research	0	11 953	0	3 420	27 025	18 360	19 451	147	0	0	80 356
7015	R&D General public services	0	0	0	0	0	0	0	0	0	0	0
7016	General public services n.e.c.	0	0	0	0	0	0	0	0	0	699	699
7017	Public debt transactions (mainly interest)	0	0	0	0	0	0	0	0	0	0	0
7018	Transfers of a general character between different levels of government	0	0	0	0	0	0	0	0	0	0	0

Table 3 - Economic and functional classification of the purchases of non-financial assets for the 2004/2005 fiscal year

Functional classification		Economic classification										TOTAL
		61 Purchases of non-financial assets										
		611 Fixed assets										
		6111 Buildings and structures			6112 Machinery and equipment				6113 Other fixed assets			
	61111 Residential buildings	61112 Non-residential buildings	61113 Other constructions	61121 Vehicles	61122 Computer equipment	61124 Furniture	61125 Other machinery and equipment	61126 Books	61131 Cultivated assets	61132 Intangible assets	(61111 - 61132)	
	R '000	R '000	R '000	R '000	R '000	R '000	R '000	R '000	R '000	R '000	R '000	
702	DEFENCE	0	27 045	0	0	76	0	1	0	0	0	27 122
7021	Military defence	0	27 045	0	0	76	0	1	0	0	0	27 122
7022	Civil defence	0	0	0	0	0	0	0	0	0	0	0
7023	Foreign military aid	0	0	0	0	0	0	0	0	0	0	0
7024	R&D Defence	0	0	0	0	0	0	0	0	0	0	0
7025	Defence n.e.c.	0	0	0	0	0	0	0	0	0	0	0
703	PUBLIC ORDER AND SAFETY	0	1 979	0	6 134	11 850	4 935	1 826	368	0	945	28 037
7031	Police services	0	0	0	0	1 760	398	430	0	0	757	3 345
7032	Fire protection services	0	0	0	0	0	0	0	0	0	0	0
7033	Law courts	0	1 979	0	6 134	10 090	4 537	1 396	368	0	188	24 692
7034	Prisons	0	0	0	0	0	0	0	0	0	0	0
7035	R&D Public order and safety	0	0	0	0	0	0	0	0	0	0	0
7036	Public order and safety n.e.c.	0	0	0	0	0	0	0	0	0	0	0
704	ECONOMIC AFFAIRS	0	57 297	607 678	279 903	36 249	19 659	71 159	0	0	6 259	1 078 204
7041	General economic, commercial and labour affairs	0	1 809	0	539	15 306	5 515	18 558	0	0	1 370	43 097
70411	General economic and commercial affairs	0	1 497	0	539	13 153	4 729	17 664	0	0	1 014	38 596
70412	General labour affairs	0	312	0	0	2 153	786	894	0	0	356	4 501
7042	Agriculture, forestry, fishing and hunting	0	0	0	113 708	2 631	822	4 198	0	0	2 156	123 515
70421	Agriculture	0	0	0	0	459	88	7	0	0	95	649
70422	Forestry	0	0	0	0	125	5	4	0	0	14	148
70423	Fishing and hunting	0	0	0	113 708	2 047	729	4 187	0	0	2 047	122 718

Table 3 - Economic and functional classification of the purchases of non-financial assets for the 2004/2005 fiscal year

Functional classification		Economic classification										TOTAL
		61 Purchases of non-financial assets										
		611 Fixed assets										
		6111 Buildings and structures			6112 Machinery and equipment				6113 Other fixed assets			
	61111 Residential buildings	61112 Non-residential buildings	61113 Other constructions	61121 Vehicles	61122 Computer equipment	61124 Furniture	61125 Other machinery and equipment	61126 Books	61131 Cultivated assets	61132 Intangible assets	(61111 - 61132)	
	R '000	R '000	R '000	R '000	R '000	R '000	R '000	R '000	R '000	R '000	R '000	
7043	Fuel and energy	0	0	0	0	1 100	77	775	0	0	306	2 258
70431	Coal and other solid mineral fuels	0	0	0	0	0	0	0	0	0	0	0
70432	Petroleum and natural gas	0	0	0	0	0	0	0	0	0	0	0
70433	Nuclear fuels	0	0	0	0	379	69	305	0	0	93	846
70434	Other fuels	0	0	0	0	0	0	0	0	0	0	0
70435	Electricity	0	0	0	0	721	8	470	0	0	213	1 412
70436	Non electric energy	0	0	0	0	0	0	0	0	0	0	0
7044	Mining, manufacturing and construction	0	396	24	0	4 320	2 315	13 751	0	0	368	21 174
70441	Mining of mineral resources other than mineral fuels	0	396	24	0	470	492	9 551	0	0	7	10 940
70442	Manufacturing	0	0	0	0	2 400	1 302	3 940	0	0	345	7 987
70443	Construction	0	0	0	0	1 450	521	260	0	0	16	2 247
7045	Transport	0	0	590 193	151 728	4 776	1 347	1 872	0	0	196	750 112
70451	Road transport	0	0	590 193	150 886	734	295	1 228	0	0	196	743 532
70452	Water transport	0	0	0	0	457	26	592	0	0	0	1 075
70453	Railway transport	0	0	0	0	181	147	52	0	0	0	380
70454	Air transport	0	0	0	842	3 214	859	0	0	0	0	4 915
70455	Pipeline and other transport	0	0	0	0	190	20	0	0	0	0	210
7046	Communication	0	0	0	1 155	1 563	2 345	988	0	0	1 041	7 092
70461	R&D (Communication)	0	0	0	0	0	0	0	0	0	0	0
70462	Other communication	0	0	0	1 155	1 563	2 345	988	0	0	1 041	7 092

Table 3 - Economic and functional classification of the purchases of non-financial assets for the 2004/2005 fiscal year

Economic classification		61 Purchases of non-financial assets										TOTAL
		611 Fixed assets										
		6111 Buildings and structures			6112 Machinery and equipment				6113 Other fixed assets			
		61111 Residential buildings	61112 Non-residential buildings	61113 Other constructions	61121 Vehicles	61122 Computer equipment	61124 Furniture	61125 Other machinery and equipment	61126 Books	61131 Cultivated assets	61132 Intangible assets	
Functional classification		R '000	R '000	R '000	R '000	R '000	R '000	R '000	R '000	R '000	R '000	R '000
7047	Other industries	0	48 952	17 461	5 484	3 724	4 979	8 408	0	0	131	89 139
70471	Distributive trades, storage and warehousing	0	130	0	0	408	390	155	0	0	57	1 140
70472	Hotels and restaurants	0	0	0	0	0	0	0	0	0	0	0
70473	Tourism	0	48 822	17 461	5 484	3 316	4 589	8 253	0	0	74	87 999
70474	Multipurpose development projects	0	0	0	0	0	0	0	0	0	0	0
7048	R&D Economic affairs	0	6 140	0	7 289	2 829	2 259	22 609	0	0	691	41 817
70481	R&D General economic, commercial and labour affairs	0	0	0	0	49	32	14	0	0	0	95
70482	R&D Agriculture, forestry, fishing and hunting	0	1 405	0	898	1 420	2 124	16 845	0	0	0	22 692
70483	R&D Fuel and energy	0	0	0	0	0	0	0	0	0	0	0
70484	R&D Mining, manufacturing and construction	0	4 735	0	6 391	1 360	103	5 750	0	0	691	19 030
70485	R&D Transport	0	0	0	0	0	0	0	0	0	0	0
70486	R&D Communication	0	0	0	0	0	0	0	0	0	0	0
70487	R&D Other industries	0	0	0	0	0	0	0	0	0	0	0
7049	Economic affairs n.e.c.	0	0	0	0	0	0	0	0	0	0	0
705	ENVIRONMENTAL PROTECTION	9 475	30 593	21 761	16 838	5 051	6 933	4 344	0	0	8 694	103 689
7051	Waste management	0	0	0	0	0	0	0	0	0	0	0
7052	Waste water management	0	0	0	0	0	0	0	0	0	0	0
7053	Pollution abatement	0	0	0	0	0	0	0	0	0	0	0
7054	Protection of biodiversity and landscape	9 475	28 754	21 761	15 474	5 004	6 933	3 959	0	0	8 694	100 054
7055	R&D Environmental protection	0	1 839	0	1 364	47	0	385	0	0	0	3 635
7056	Environmental protection n.e.c.	0	0	0	0	0	0	0	0	0	0	0

Table 3 - Economic and functional classification of the purchases of non-financial assets for the 2004/2005 fiscal year

Economic classification		61 Purchases of non-financial assets										TOTAL
		611 Fixed assets										
		6111 Buildings and structures			6112 Machinery and equipment				6113 Other fixed assets			
		61111 Residential buildings	61112 Non-residential buildings	61113 Other constructions	61121 Vehicles	61122 Computer equipment	61124 Furniture	61125 Other machinery and equipment	61126 Books	61131 Cultivated assets	61132 Intangible assets	
Functional classification		R '000	R '000	R '000	R '000	R '000	R '000	R '000	R '000	R '000	R '000	
706	HOUSING AND COMMUNITY AMENITIES	0	1 833	1 600 000	821	8 163	4 959	54 147	0	0	2 079	1 672 002
7061	Housing development	0	292	0	414	2 763	2 261	263	0	0	543	6 536
7062	Community development	0	0	0	0	1 341	1 120	546	0	0	724	3 731
7063	Water supply	0	1 541	1 600 000	407	3 949	1 543	52 965	0	0	608	1 661 013
7064	Street lighting	0	0	0	0	0	0	0	0	0	0	0
7065	R&D Housing and community amenities	0	0	0	0	110	35	373	0	0	204	722
7066	Housing and community amenities n.e.c.	0	0	0	0	0	0	0	0	0	0	0
707	HEALTH	0	31 203	0	7 118	10 714	3 739	20 213	0	0	1 394	74 381
7072	Outpatient services	0	0	0	0	0	0	0	0	0	0	0
70724	Ambulance services	0	0	0	0	0	0	0	0	0	0	0
7073	Hospital services	0	0	0	0	0	0	0	0	0	0	0
7074	Public health services	0	0	0	0	0	0	0	0	0	0	0
7075	R&D (Health)	0	31 203	0	7 118	10 029	3 610	20 158	0	0	674	72 792
7076	Health n.e.c.	0	0	0	0	685	129	55	0	0	720	1 589
7077	Other	0	0	0	0	0	0	0	0	0	0	0
708	RECREATION, CULTURE AND RELIGION	0	27 690	0	4 557	9 247	8 519	15 040	430	0	9 156	74 639
7081	Recreational and sporting services	0	136	0	587	3 233	1 057	2 571	0	0	1 564	9 148
7082	Cultural services	0	27 460	0	3 970	4 684	7 209	11 395	430	0	7 521	62 669
7083	Broadcasting and publishing services	0	94	0	0	1 032	105	952	0	0	71	2 254
7084	Religious and other community services	0	0	0	0	0	0	0	0	0	0	0
7085	R&D (Recreation, cultural and religion)	0	0	0	0	0	0	0	0	0	0	0
7086	Recreation, culture and religion n.e.c.	0	0	0	0	298	148	122	0	0	0	568

Table 3 - Economic and functional classification of the purchases of non-financial assets for the 2004/2005 fiscal year

Functional classification		Economic classification										TOTAL
		61 Purchases of non-financial assets										
		611 Fixed assets										
		6111 Buildings and structures			6112 Machinery and equipment				6113 Other fixed assets			
	61111 Residential buildings	61112 Non-residential buildings	61113 Other constructions	61121 Vehicles	61122 Computer equipment	61124 Furniture	61125 Other machinery and equipment	61126 Books	61131 Cultivated assets	61132 Intangible assets	(61111 - 61132)	
	R '000	R '000	R '000	R '000	R '000	R '000	R '000	R '000	R '000	R '000	R '000	
709	EDUCATION	0	918	0	0	2 463	1 080	172	0	0	67	4 700
7091	Pre-primary and primary education	0	0	0	0	0	0	0	0	0	0	0
7092	Secondary education	0	118	0	0	458	241	46	0	0	29	892
7093	Postsecondary non tertiary education (e.g. ABET)	0	0	0	0	0	0	0	0	0	0	0
7094	Tertiary education	0	0	0	0	1 016	409	35	0	0	0	1 460
7095	Education not definable by level	0	6	0	0	69	14	0	0	0	0	89
7096	Subsidiary services to education	0	0	0	0	0	0	0	0	0	0	0
7097	R&D (Education)	0	0	0	0	0	0	0	0	0	0	0
7098	Education n.e.c.	0	794	0	0	920	416	91	0	0	38	2 259
710	SOCIAL PROTECTION	0	108	3 742	2 276	3 218	2 345	135	0	0	0	11 824
7101	Sickness and disability	0	0	3 742	1 017	0	748	0	0	0	0	5 507
71011	Sickness	0	0	3 742	1 017	0	748	0	0	0	0	5 507
71012	Disability	0	0	0	0	0	0	0	0	0	0	0
7102	Old age	0	0	0	0	0	0	0	0	0	0	0
7103	Survivors	0	0	0	0	0	0	0	0	0	0	0
7104	Family and children	0	0	0	0	0	0	0	0	0	0	0
7105	Unemployment	0	108	0	0	0	738	0	0	0	0	846
7106	Housing	0	0	0	0	0	0	0	0	0	0	0
7107	Social exclusion n.e.c.	0	0	0	0	0	0	0	0	0	0	0
7108	R&D (Social protection)	0	0	0	0	0	0	0	0	0	0	0
7109	Social protection n.e.c.	0	0	0	1 259	3 218	859	135	0	0	0	5 471

Table 3 - Economic and functional classification of the purchases of non-financial assets for the 2004/2005 fiscal year

Economic classification		61 Purchases of non-financial assets										TOTAL		
		612 Inventories					TOTAL (6121 - 61224)	613 Valuables	614 Non produced assets				TOTAL (6141 - 6144)	(61111 - 6144)
		6121 Strategic stocks	6122 Other inventories						6141 Land	6142 Subsoil assets	6143 Other naturally occurring assets	6144 Intangible non- produced assets		
		R '000	R '000	R '000	R '000	R '000	R '000	R '000	R '000	R '000	R '000	R '000	R '000	
70	GENERAL GOVERNMENT SERVICES	0	18 947	47 083	0	0	66 030	807	51 576	0	1 295	0	52 871	3 546 329
701	GENERAL PUBLIC SERVICES	0	16 435	0	0	0	16 435	9	0	0	0	0	0	368 467
7011	Executive and legislative services, financial and fiscal affairs, other than foreign	0	0	0	0	0	0	0	0	0	0	0	0	251 406
70111	Executive and legislative services	0	0	0	0	0	0	0	0	0	0	0	0	0
70112	Financial and fiscal affairs	0	0	0	0	0	0	0	0	0	0	0	0	251 406
70113	External Affairs	0	0	0	0	0	0	0	0	0	0	0	0	0
7012	Foreign economic aid	0	0	0	0	0	0	0	0	0	0	0	0	0
70121	Economic aid to developing countries and countries in transition	0	0	0	0	0	0	0	0	0	0	0	0	0
70122	Economic aid routed through international agencies	0	0	0	0	0	0	0	0	0	0	0	0	0
7013	General services	0	0	0	0	0	0	9	0	0	0	0	0	19 571
70131	General personnel services	0	0	0	0	0	0	0	0	0	0	0	0	0
70132	Overall planning and statistical services	0	0	0	0	0	0	0	0	0	0	0	0	598
70133	Other general services	0	0	0	0	0	0	9	0	0	0	0	0	18 973
7014	Basic research	0	16 420	0	0	0	16 420	0	0	0	0	0	0	96 776
7015	R&D General public services	0	0	0	0	0	0	0	0	0	0	0	0	0
7016	General public services n.e.c.	0	15	0	0	0	15	0	0	0	0	0	0	714
7017	Public debt transactions (mainly interest)	0	0	0	0	0	0	0	0	0	0	0	0	0
7018	Transfers of a general character between different levels of government	0	0	0	0	0	0	0	0	0	0	0	0	0

Table 3 - Economic and functional classification of the purchases of non-financial assets for the 2004/2005 fiscal year

Economic classification		61 Purchases of non-financial assets										TOTAL		
		612 Inventories					TOTAL (6121 - 61224)	613 Valuables	614 Non produced assets				TOTAL (6141 - 6144)	TOTAL (61111 - 6144)
		6121 Strategic stocks	6122 Other inventories						6141 Land	6142 Subsoil assets	6143 Other naturally occurring assets	6144 Intangible non- produced assets		
			61221 Materials and supplies	61222 Work-in- progress	61223 Finished goods	61224 Goods for resale								
Functional classification		R '000	R '000	R '000	R '000	R '000	R '000	R '000	R '000	R '000	R '000	R '000	R '000	
702	DEFENCE	0	0	0	0	0	0	0	0	0	0	0	0	27 122
7021	Military defence	0	0	0	0	0	0	0	0	0	0	0	0	27 122
7022	Civil defence	0	0	0	0	0	0	0	0	0	0	0	0	0
7023	Foreign military aid	0	0	0	0	0	0	0	0	0	0	0	0	0
7024	R&D Defence	0	0	0	0	0	0	0	0	0	0	0	0	0
7025	Defence n.e.c.	0	0	0	0	0	0	0	0	0	0	0	0	0
703	PUBLIC ORDER AND SAFETY	0	45	0	0	0	45	0	0	0	0	0	0	28 082
7031	Police services	0	0	0	0	0	0	0	0	0	0	0	0	3 345
7032	Fire protection services	0	0	0	0	0	0	0	0	0	0	0	0	0
7033	Law courts	0	45	0	0	0	45	0	0	0	0	0	0	24 737
7034	Prisons	0	0	0	0	0	0	0	0	0	0	0	0	0
7035	R&D Public order and safety	0	0	0	0	0	0	0	0	0	0	0	0	0
7036	Public order and safety n.e.c.	0	0	0	0	0	0	0	0	0	0	0	0	0
704	ECONOMIC AFFAIRS	0	493	746	0	0	1 239	0	12 302	0	0	0	12 302	1 091 745
7041	General economic, commercial and labour affairs	0	175	0	0	0	175	0	0	0	0	0	0	43 272
70411	General economic and commercial affairs	0	70	0	0	0	70	0	0	0	0	0	0	38 666
70412	General labour affairs	0	105	0	0	0	105	0	0	0	0	0	0	4 606
7042	Agriculture, forestry, fishing and hunting	0	0	0	0	0	0	0	425	0	0	0	425	123 940
70421	Agriculture	0	0	0	0	0	0	0	425	0	0	0	425	1 074
70422	Forestry	0	0	0	0	0	0	0	0	0	0	0	0	148
70423	Fishing and hunting	0	0	0	0	0	0	0	0	0	0	0	0	122 718

Table 3 - Economic and functional classification of the purchases of non-financial assets for the 2004/2005 fiscal year

Economic classification		61 Purchases of non-financial assets										TOTAL		
		612 Inventories					TOTAL (6121 - 61224)	613 Valuables	614 Non produced assets				TOTAL (6141 - 6144)	(61111 - 6144)
		6121 Strategic stocks	6122 Other inventories						6141 Land	6142 Subsoil assets	6143 Other naturally occurring assets	6144 Intangible non- produced assets		
			61221 Materials and supplies	61222 Work-in- progress	61223 Finished goods	61224 Goods for resale								
Functional classification		R '000	R '000	R '000	R '000	R '000	R '000	R '000	R '000	R '000	R '000	R '000	R '000	
7043	Fuel and energy	0	0	0	0	0	0	0	0	0	0	0	2 258	
70431	Coal and other solid mineral fuels	0	0	0	0	0	0	0	0	0	0	0	0	
70432	Petroleum and natural gas	0	0	0	0	0	0	0	0	0	0	0	0	
70433	Nuclear fuels	0	0	0	0	0	0	0	0	0	0	0	846	
70434	Other fuels	0	0	0	0	0	0	0	0	0	0	0	0	
70435	Electricity	0	0	0	0	0	0	0	0	0	0	0	1 412	
70436	Non electric energy	0	0	0	0	0	0	0	0	0	0	0	0	
7044	Mining, manufacturing and construction	0	0	0	0	0	0	0	0	0	0	0	21 174	
70441	Mining of mineral resources other than mineral fuels	0	0	0	0	0	0	0	0	0	0	0	10 940	
70442	Manufacturing	0	0	0	0	0	0	0	0	0	0	0	7 987	
70443	Construction	0	0	0	0	0	0	0	0	0	0	0	2 247	
7045	Transport	0	0	0	0	0	0	11 877	0	0	0	11 877	761 989	
70451	Road transport	0	0	0	0	0	0	11 877	0	0	0	11 877	755 409	
70452	Water transport	0	0	0	0	0	0	0	0	0	0	0	1 075	
70453	Railway transport	0	0	0	0	0	0	0	0	0	0	0	380	
70454	Air transport	0	0	0	0	0	0	0	0	0	0	0	4 915	
70455	Pipeline and other transport	0	0	0	0	0	0	0	0	0	0	0	210	
7046	Communication	0	0	746	0	0	746	0	0	0	0	0	7 838	
70461	R&D (Communication)	0	0	0	0	0	0	0	0	0	0	0	0	
70462	Other communication	0	0	746	0	0	746	0	0	0	0	0	7 838	

Table 3 - Economic and functional classification of the purchases of non-financial assets for the 2004/2005 fiscal year

Economic classification		61 Purchases of non-financial assets										TOTAL		
		612 Inventories					TOTAL (6121 - 61224)	613 Valuables	614 Non produced assets				TOTAL (6141 - 6144)	TOTAL (61111 - 6144)
		6121 Strategic stocks	6122 Other inventories						6141 Land	6142 Subsoil assets	6143 Other naturally occurring assets	6144 Intangible non- produced assets		
			61221 Materials and supplies	61222 Work-in- progress	61223 Finished goods	61224 Goods for resale								
Functional classification		R '000	R '000	R '000	R '000	R '000	R '000	R '000	R '000	R '000	R '000	R '000	R '000	
7047	Other industries	0	286	0	0	0	286	0	0	0	0	0	0	89 425
70471	Distributive trades, storage and warehousing	0	0	0	0	0	0	0	0	0	0	0	0	1 140
70472	Hotels and restaurants	0	0	0	0	0	0	0	0	0	0	0	0	0
70473	Tourism	0	286	0	0	0	286	0	0	0	0	0	0	88 285
70474	Multipurpose development projects	0	0	0	0	0	0	0	0	0	0	0	0	0
7048	R&D Economic affairs	0	32	0	0	0	32	0	0	0	0	0	0	41 849
70481	R&D General economic, commercial and labour affairs	0	0	0	0	0	0	0	0	0	0	0	0	95
70482	R&D Agriculture, forestry, fishing and hunting	0	32	0	0	0	32	0	0	0	0	0	0	22 724
70483	R&D Fuel and energy	0	0	0	0	0	0	0	0	0	0	0	0	0
70484	R&D Mining, manufacturing and construction	0	0	0	0	0	0	0	0	0	0	0	0	19 030
70485	R&D Transport	0	0	0	0	0	0	0	0	0	0	0	0	0
70486	R&D Communication	0	0	0	0	0	0	0	0	0	0	0	0	0
70487	R&D Other industries	0	0	0	0	0	0	0	0	0	0	0	0	0
7049	Economic affairs n.e.c.	0	0	0	0	0	0	0	0	0	0	0	0	0
705	ENVIRONMENTAL PROTECTION	0	1 288	46 337	0	0	47 625	0	39 274	0	1 295	0	40 569	191 883
7051	Waste management	0	0	0	0	0	0	0	0	0	0	0	0	0
7052	Waste water management	0	0	0	0	0	0	0	0	0	0	0	0	0
7053	Pollution abatement	0	0	0	0	0	0	0	0	0	0	0	0	0
7054	Protection of biodiversity and landscape	0	1 181	46 337	0	0	47 518	0	39 274	0	1 295	0	40 569	188 141
7055	R&D Environmental protection	0	107	0	0	0	107	0	0	0	0	0	0	3 742
7056	Environmental protection n.e.c.	0	0	0	0	0	0	0	0	0	0	0	0	0

Table 3 - Economic and functional classification of the purchases of non-financial assets for the 2004/2005 fiscal year

Economic classification		61 Purchases of non-financial assets										TOTAL		
		612 Inventories					TOTAL (6121 - 61224)	613 Valuables	614 Non produced assets				TOTAL (6141 - 6144)	TOTAL (61111 - 6144)
		6121 Strategic stocks	6122 Other inventories						6141 Land	6142 Subsoil assets	6143 Other naturally occurring assets	6144 Intangible non- produced assets		
			61221 Materials and supplies	61222 Work-in- progress	61223 Finished goods	61224 Goods for resale								
Functional classification		R '000	R '000	R '000	R '000	R '000	R '000	R '000	R '000	R '000	R '000	R '000	R '000	
706	HOUSING AND COMMUNITY AMENITIES	0	0	0	0	0	0	0	0	0	0	0	0	1 672 002
7061	Housing development	0	0	0	0	0	0	0	0	0	0	0	0	6 536
7062	Community development	0	0	0	0	0	0	0	0	0	0	0	0	3 731
7063	Water supply	0	0	0	0	0	0	0	0	0	0	0	0	1 661 013
7064	Street lighting	0	0	0	0	0	0	0	0	0	0	0	0	0
7065	R&D Housing and community amenities	0	0	0	0	0	0	0	0	0	0	0	0	722
7066	Housing and community amenities n.e.c.	0	0	0	0	0	0	0	0	0	0	0	0	0
707	HEALTH	0	24	0	0	0	24	0	0	0	0	0	0	74 405
7072	Outpatient services	0	0	0	0	0	0	0	0	0	0	0	0	0
70724	Ambulance services	0	0	0	0	0	0	0	0	0	0	0	0	0
7073	Hospital services	0	0	0	0	0	0	0	0	0	0	0	0	0
7074	Public health services	0	0	0	0	0	0	0	0	0	0	0	0	0
7075	R&D (Health)	0	24	0	0	0	24	0	0	0	0	0	0	72 816
7076	Health n.e.c.	0	0	0	0	0	0	0	0	0	0	0	0	1 589
7077	Other	0	0	0	0	0	0	0	0	0	0	0	0	0
708	RECREATION, CULTURE AND RELIGION	0	623	0	0	0	623	798	0	0	0	0	0	76 060
7081	Recreational and sporting services	0	48	0	0	0	48	0	0	0	0	0	0	9 196
7082	Cultural services	0	575	0	0	0	575	798	0	0	0	0	0	64 042
7083	Broadcasting and publishing services	0	0	0	0	0	0	0	0	0	0	0	0	2 254
7084	Religious and other community services	0	0	0	0	0	0	0	0	0	0	0	0	0
7085	R&D (Recreation, cultural and religion)	0	0	0	0	0	0	0	0	0	0	0	0	0
7086	Recreation, culture and religion n.e.c.	0	0	0	0	0	0	0	0	0	0	0	0	568

Table 3 - Economic and functional classification of the purchases of non-financial assets for the 2004/2005 fiscal year

Economic classification		61 Purchases of non-financial assets										TOTAL		
		612 Inventories					TOTAL (6121 - 61224)	613 Valuables	614 Non produced assets				TOTAL (6141 - 6144)	(61111 - 6144)
		6121 Strategic stocks	6122 Other inventories						6141 Land	6142 Subsoil assets	6143 Other naturally occurring assets	6144 Intangible non- produced assets		
			61221 Materials and supplies	61222 Work-in- progress	61223 Finished goods	61224 Goods for resale								
Functional classification		R '000	R '000	R '000	R '000	R '000	R '000	R '000	R '000	R '000	R '000	R '000	R '000	
709	EDUCATION	0	39	0	0	0	39	0	0	0	0	0	0	4 739
7091	Pre-primary and primary education	0	0	0	0	0	0	0	0	0	0	0	0	0
7092	Secondary education	0	0	0	0	0	0	0	0	0	0	0	0	892
7093	Postsecondary non tertiary education (e.g. ABET)	0	0	0	0	0	0	0	0	0	0	0	0	0
7094	Tertiary education	0	0	0	0	0	0	0	0	0	0	0	0	1 460
7095	Education not definable by level	0	0	0	0	0	0	0	0	0	0	0	0	89
7096	Subsidiary services to education	0	0	0	0	0	0	0	0	0	0	0	0	0
7097	R&D (Education)	0	0	0	0	0	0	0	0	0	0	0	0	0
7098	Education n.e.c.	0	39	0	0	0	39	0	0	0	0	0	0	2 298
710	SOCIAL PROTECTION	0	0	0	0	0	0	0	0	0	0	0	0	11 824
7101	Sickness and disability	0	0	0	0	0	0	0	0	0	0	0	0	5 507
71011	Sickness	0	0	0	0	0	0	0	0	0	0	0	0	5 507
71012	Disability	0	0	0	0	0	0	0	0	0	0	0	0	0
7102	Old age	0	0	0	0	0	0	0	0	0	0	0	0	0
7103	Survivors	0	0	0	0	0	0	0	0	0	0	0	0	0
7104	Family and children	0	0	0	0	0	0	0	0	0	0	0	0	0
7105	Unemployment	0	0	0	0	0	0	0	0	0	0	0	0	846
7106	Housing	0	0	0	0	0	0	0	0	0	0	0	0	0
7107	Social exclusion n.e.c.	0	0	0	0	0	0	0	0	0	0	0	0	0
7108	R&D (Social protection)	0	0	0	0	0	0	0	0	0	0	0	0	0
7109	Social protection n.e.c.	0	0	0	0	0	0	0	0	0	0	0	0	5 471

Table 4 - Economic classification of the sales of non-financial assets for the 2004/2005 fiscal year

		R '000
31	Sales of non-financial assets	60 896
311	Fixed assets	50 280
3111	Buildings and structures	7 052
31111	Residential buildings	0
31112	Non-residential buildings	2 730
31113	Other constructions	4 322
3112	Machinery and equipment	43 194
31121	Vehicles	33 981
31122	Computer equipment	4 182
31124	Office furniture	1 899
31125	Other	3 132
31126	Books	0
3113	Other fixed assets	34
31131	Cultivated assets	0
31132	Intangible fixed assets	34
312	Inventories	0
3121	Strategic stocks	0
3122	Other inventories	0
31221	Materials and supplies	0
31222	Work-in-progress	0
31223	Finished goods	0
31224	Goods for resale	0
313	Valuables	0
314	Non-produced assets	10 616
3141	Land	2 512
3142	Subsoil assets	0
3143	Other naturally occurring assets	8 104
3144	Intangible non-produced assets	0

Table 5 - Economic classification of the net acquisition of financial assets other than cash for the 2004/2005 fiscal year

		R '000
32	Net acquisition of financial assets	-7 098 608
321	Domestic	-7 098 503
3212	Currency and deposits	-31 232
3213	Securities other than shares	-7 020 095
3214	Loans	-15 774
3215	Shares and other equity	-113 454
3216	Insurance technical services	0
3217	Financial derivatives	81 222
3218	Other accounts receivable	830
322	Foreign	-105
3222	Currency and deposits	0
3223	Securities other than shares	0
3224	Loans	0
3225	Shares and other equity	-105
3226	Insurance technical services	0
3227	Financial derivatives	0
3228	Other accounts receivable	0

Table 6 - Economic classification of the net incurrence of liabilities for the 2004/2005 fiscal year

		R '000
33	Net incurrence of liabilities	833 274
331	Domestic	835 116
3312	Currency and deposits	0
3313	Securities other than shares	0
3314	Loans	835 116
3315	Shares and other equity (public corporations only)	0
3316	Insurance technical reserves	0
3317	Financial derivatives	0
3318	Other accounts payable	0
332	Foreign	-1 842
3322	Currency and deposits	0
3323	Securities other than shares	0
3324	Loans	-1 842
3325	Shares and other equity (public corporations only)	0
3326	Insurance technical services	0
3327	Financial derivatives	0
3328	Other accounts payable	0

Table 7 - Economic and functional classification of cash payments from operating activities for the 2004/2005 fiscal year: Government consumption cash payments divided between individual and collective services

Economic classification		Compensation of employees			Use of goods and services			TOTAL
		Individual services	Collective services	Total	Individual services	Collective services	Total	
Functional classification		R '000	R '000	R '000	R '000	R '000	R '000	R '000
70	GENERAL GOVERNMENT SERVICES	1 808 763	7 815 417	9 624 180	2 169 141	21 214 647	23 383 788	33 007 968
701	GENERAL PUBLIC SERVICES	0	3 883 276	3 883 276	0	3 059 885	3 059 885	6 943 161
7011	Executive and legislative services, financial and fiscal	0	2 771 968	2 771 968	0	1 673 780	1 673 780	4 445 748
70111	Executive and legislative services	0	0	0	0	0	0	0
70112	Financial and fiscal affairs	0	2 771 968	2 771 968	0	1 673 780	1 673 780	4 445 748
70113	External Affairs	0	0	0	0	0	0	0
7012	Foreign economic aid	0	0	0	0	0	0	0
70121	Economic aid to developing countries and countries in	0	0	0	0	0	0	0
70122	Economic aid routed through international agencies	0	0	0	0	0	0	0
7013	General services	0	253 293	253 293	0	831 915	831 915	1 085 208
70131	General personnel services	0	0	0	0	0	0	0
70132	Overall planning and statistical services	0	9 675	9 675	0	62 910	62 910	72 585
70133	Other general services	0	243 618	243 618	0	769 005	769 005	1 012 623
7014	Basic research	0	842 909	842 909	0	536 795	536 795	1 379 704
7015	R&D General public services	0	0	0	0	0	0	0
7016	General public services n.e.c.	0	15 106	15 106	0	17 395	17 395	32 501
7017	Public debt transactions (mainly interest)	0	0	0	0	0	0	0
7018	Transfers of a general character between different levels of	0	0	0	0	0	0	0

Table 7 - Economic and functional classification of cash payments from operating activities for the 2004/2005 fiscal year: Government consumption cash payments divided between individual and collective services

Economic classification		Compensation of employees			Use of goods and services			TOTAL
		Individual services	Collective services	Total	Individual services	Collective services	Total	
Functional classification		R '000	R '000	R '000	R '000	R '000	R '000	R '000
702	DEFENCE	0	3 533	3 533	0	6 923 620	6 923 620	6 927 153
7021	Military defence	0	3 533	3 533	0	6 923 620	6 923 620	6 927 153
7022	Civil defence	0	0	0	0	0	0	0
7023	Foreign military aid	0	0	0	0	0	0	0
7024	R&D Defence	0	0	0	0	0	0	0
7025	Defence n.e.c.	0	0	0	0	0	0	0
703	PUBLIC ORDER AND SAFETY	0	184 651	184 651	0	214 455	214 455	399 106
7031	Police services	0	15 409	15 409	0	63 399	63 399	78 808
7032	Fire protection services	0	0	0	0	0	0	0
7033	Law courts	0	169 242	169 242	0	151 056	151 056	320 298
7034	Prisons	0	0	0	0	0	0	0
7035	R&D Public order and safety	0	0	0	0	0	0	0
7036	Public order and safety n.e.c.	0	0	0	0	0	0	0
704	ECONOMIC AFFAIRS	0	1 982 915	1 982 915	0	6 917 935	6 917 935	8 900 850
7041	General economic, commercial and labour affairs	0	727 264	727 264	0	1 209 790	1 209 790	1 937 054
70411	General economic and commercial affairs	0	620 850	620 850	0	754 085	754 085	1 374 935
70412	General labour affairs	0	106 414	106 414	0	455 705	455 705	562 119
7042	Agriculture, forestry, fishing and hunting	0	12 507	12 507	0	463 936	463 936	476 443
70421	Agriculture	0	10 291	10 291	0	158 503	158 503	168 794
70422	Forestry	0	2 216	2 216	0	97 609	97 609	99 825
70423	Fishing and hunting	0	0	0	0	207 824	207 824	207 824

Table 7 - Economic and functional classification of cash payments from operating activities for the 2004/2005 fiscal year: Government consumption cash payments divided between individual and collective services

Economic classification		Compensation of employees			Use of goods and services			TOTAL
		Individual services	Collective services	Total	Individual services	Collective services	Total	
Functional classification		R '000	R '000	R '000	R '000	R '000	R '000	R '000
7043	Fuel and energy	0	68 654	68 654	0	132 053	132 053	200 707
70431	Coal and other solid mineral fuels	0	0	0	0	0	0	0
70432	Petroleum and natural gas	0	0	0	0	0	0	0
70433	Nuclear fuels	0	35 371	35 371	0	12 307	12 307	47 678
70434	Other fuels	0	0	0	0	0	0	0
70435	Electricity	0	33 283	33 283	0	119 746	119 746	153 029
70436	Non electric energy	0	0	0	0	0	0	0
7044	Mining, manufacturing and construction	0	288 036	288 036	0	1 874 787	1 874 787	2 162 823
70441	Mining of mineral resources other than mineral fuels	0	152 487	152 487	0	360 398	360 398	512 885
70442	Manufacturing	0	119 306	119 306	0	1 321 665	1 321 665	1 440 971
70443	Construction	0	16 243	16 243	0	192 724	192 724	208 967
7045	Transport	0	206 846	206 846	0	1 617 448	1 617 448	1 824 294
70451	Road transport	0	94 755	94 755	0	1 401 302	1 401 302	1 496 057
70452	Water transport	0	24 736	24 736	0	14 952	14 952	39 688
70453	Railway transport	0	3 397	3 397	0	3 040	3 040	6 437
70454	Air transport	0	73 002	73 002	0	29 926	29 926	102 928
70455	Pipeline and other transport	0	10 956	10 956	0	168 228	168 228	179 184
7046	Communication	0	95 829	95 829	0	314 190	314 190	410 019
70461	R&D (Communication)	0	0	0	0	0	0	0
70462	Other communication	0	95 829	95 829	0	314 190	314 190	410 019

Table 7 - Economic and functional classification of cash payments from operating activities for the 2004/2005 fiscal year: Government consumption cash payments divided between individual and collective services

Economic classification		Compensation of employees			Use of goods and services			TOTAL
		Individual services	Collective services	Total	Individual services	Collective services	Total	
Functional classification		R '000	R '000	R '000	R '000	R '000	R '000	R '000
7047	Other industries	0	188 938	188 938	0	1 048 220	1 048 220	1 237 158
70471	Distributive trades, storage and warehousing	0	9 554	9 554	0	320 322	320 322	329 876
70472	Hotels and restaurants	0	0	0	0	0	0	0
70473	Tourism	0	179 384	179 384	0	727 898	727 898	907 282
70474	Multipurpose development projects	0	0	0	0	0	0	0
7048	R&D Economic affairs	0	394 841	394 841	0	257 511	257 511	652 352
70481	R&D General economic, commercial and labour affairs	0	5 615	5 615	0	4 961	4 961	10 576
70482	R&D Agriculture, forestry, fishing and hunting	0	304 159	304 159	0	209 333	209 333	513 492
70483	R&D Fuel and energy	0	0	0	0	0	0	0
70484	R&D Mining, manufacturing and construction	0	85 067	85 067	0	37 908	37 908	122 975
70485	R&D Transport	0	0	0	0	0	0	0
70486	R&D Communication	0	0	0	0	0	0	0
70487	R&D Other industries	0	0	0	0	5 309	5 309	5 309
7049	Economic affairs n.e.c.	0	0	0	0	0	0	0
705	ENVIRONMENTAL PROTECTION	0	661 421	661 421	0	627 338	627 338	1 288 759
7051	Waste management	0	0	0	0	0	0	0
7052	Waste water management	0	0	0	0	0	0	0
7053	Pollution abatement	0	0	0	0	0	0	0
7054	Protection of biodiversity and landscape	0	641 120	641 120	0	620 525	620 525	1 261 645
7055	R&D Environmental protection	0	20 301	20 301	0	6 813	6 813	27 114
7056	Environmental protection n.e.c.	0	0	0	0	0	0	0

Table 7 - Economic and functional classification of cash payments from operating activities for the 2004/2005 fiscal year: Government consumption cash payments divided between individual and collective services

Economic classification		Compensation of employees			Use of goods and services			TOTAL
		Individual services	Collective services	Total	Individual services	Collective services	Total	
Functional classification		R '000	R '000	R '000	R '000	R '000	R '000	R '000
706	HOUSING AND COMMUNITY AMENITIES	154 354	779 510	933 864	175 988	2 993 494	3 169 482	4 103 346
7061	Housing development	56 409	3 146	59 555	88 962	3 189	92 151	151 706
7062	Community development	97 945	0	97 945	87 026	0	87 026	184 971
7063	Water supply	0	760 136	760 136	0	2 959 024	2 959 024	3 719 160
7064	Street lighting	0	0	0	0	0	0	0
7065	R&D Housing and community amenities	0	16 228	16 228	0	31 281	31 281	47 509
7066	Housing and community amenities n.e.c.	0	0	0	0	0	0	0
707	HEALTH	595 368	174 646	770 014	436 655	243 082	679 737	1 449 751
7072	Outpatient services	0	0	0	0	0	0	0
70724	Ambulance services	0	0	0	0	0	0	0
7073	Hospital services	0	0	0	0	0	0	0
7074	Public health services	0	0	0	0	0	0	0
7075	R&D (Health)	595 368	142 317	737 685	436 122	159 885	596 007	1 333 692
7076	Health n.e.c.	0	32 329	32 329	0	83 197	83 197	115 526
7077	Other	0	0	0	533	0	533	533
708	RECREATION, CULTURE AND RELIGION	374 567	122 295	496 862	351 099	95 873	446 972	943 834
7081	Recreational and sporting services	15 285	94 153	109 438	19 482	55 243	74 725	184 163
7082	Cultural services	353 266	17 922	371 188	321 892	23 588	345 480	716 668
7083	Broadcasting and publishing services	1 969	10 220	12 189	1 547	16 329	17 876	30 065
7084	Religious and other community services	0	0	0	0	0	0	0
7085	R&D (Recreation, cultural and religion)	0	0	0	0	713	713	713
7086	Recreation, culture and religion n.e.c.	4 047	0	4 047	8 178	0	8 178	12 225

Table 7 - Economic and functional classification of cash payments from operating activities for the 2004/2005 fiscal year: Government consumption cash payments divided between individual and collective services

Economic classification		Compensation of employees			Use of goods and services			TOTAL
		Individual services	Collective services	Total	Individual services	Collective services	Total	
Functional classification		R '000	R '000	R '000	R '000	R '000	R '000	R '000
709	EDUCATION	60 851	23 170	84 021	79 565	138 965	218 530	302 551
7091	Pre-primary and primary education	0	0	0	0	0	0	0
7092	Secondary education	11 350	0	11 350	5 678	0	5 678	17 028
7093	Postsecondary non tertiary education (e.g. ABET)	0	0	0	0	0	0	0
7094	Tertiary education	19 409	0	19 409	19 480	0	19 480	38 889
7095	Education not definable by level	5 445	0	5 445	4 169	0	4 169	9 614
7096	Subsidiary services to education	0	0	0	0	0	0	0
7097	R&D (Education)	0	0	0	0	0	0	0
7098	Education n.e.c.	24 647	23 170	47 817	50 238	138 965	189 203	237 020
710	SOCIAL PROTECTION	623 623	0	623 623	1 125 834	0	1 125 834	1 749 457
7101	Sickness and disability	95 772	0	95 772	803 953	0	803 953	899 725
71011	Sickness	95 772	0	95 772	803 953	0	803 953	899 725
71012	Disability	0	0	0	0	0	0	0
7102	Old age	0	0	0	0	0	0	0
7103	Survivors	0	0	0	0	0	0	0
7104	Family and children	0	0	0	0	0	0	0
7105	Unemployment	207 748	0	207 748	179 411	0	179 411	387 159
7106	Housing	0	0	0	0	0	0	0
7107	Social exclusion n.e.c.	0	0	0	0	0	0	0
7108	R&D (Social protection)	0	0	0	0	0	0	0
7109	Social protection n.e.c.	320 103	0	320 103	142 470	0	142 470	462 573

Table 8 - Economic and functional classification of cash payments from operating activities for the 2004/2005 fiscal year: Subsidies paid divided between subsidies on products and subsidies on production

Economic classification		Products	Production	TOTAL
		R '000	R '000	R '000
70	GENERAL GOVERNMENT SERVICES	0	57 330	57 330
701	GENERAL PUBLIC SERVICES	0	0	0
7011	Executive and legislative services, financial and fiscal affairs, other than foreign aid	0	0	0
70111	Executive and legislative services	0	0	0
70112	Financial and fiscal affairs	0	0	0
70113	External Affairs	0	0	0
7012	Foreign economic aid	0	0	0
70121	Economic aid to developing countries and countries in transition	0	0	0
70122	Economic aid routed through international agencies	0	0	0
7013	General services	0	0	0
70131	General personnel services	0	0	0
70132	Overall planning and statistical services	0	0	0
70133	Other general services	0	0	0
7014	Basic research	0	0	0
7015	Research and Development General public services	0	0	0
7016	General public services n.e.c.	0	0	0
7017	Public debt transactions (mainly interest)	0	0	0
7018	Transfers of a general character between different levels of government	0	0	0

Table 8 - Economic and functional classification of cash payments from operating activities for the 2004/2005 fiscal year: Subsidies paid divided between subsidies on products and subsidies on production

Functional classification		Economic classification	Products	Production	TOTAL
			R '000	R '000	R '000
702	DEFENCE		0	0	0
7021	Military defence		0	0	0
7022	Civil defence		0	0	0
7023	Foreign military aid		0	0	0
7024	R&D Defence		0	0	0
7025	Defence n.e.c.		0	0	0
703	PUBLIC ORDER AND SAFETY		0	0	0
7031	Police services		0	0	0
7032	Fire protection services		0	0	0
7033	Law courts		0	0	0
7034	Prisons		0	0	0
7035	R&D Public order and safety		0	0	0
7036	Public order and safety n.e.c.		0	0	0
704	ECONOMIC AFFAIRS		0	32 812	32 812
7041	General economic, commercial and labor affairs		0	32 812	32 812
70411	General economic and commercial affairs		0	32 812	32 812
70412	General labor affairs		0	0	0
7042	Agriculture, forestry, fishing and hunting		0	0	0
70421	Agriculture		0	0	0
70422	Forestry		0	0	0
70423	Fishing and hunting		0	0	0

Table 8 - Economic and functional classification of cash payments from operating activities for the 2004/2005 fiscal year: Subsidies paid divided between subsidies on products and subsidies on production

Economic classification		Products	Production	TOTAL
		R '000	R '000	R '000
7043	Fuel and energy	0	0	0
70431	Coal and other solid mineral fuels	0	0	0
70432	Petroleum and natural gas	0	0	0
70433	Nuclear fuels	0	0	0
70434	Other fuels	0	0	0
70435	Electricity	0	0	0
70436	Non electric energy	0	0	0
7044	Mining, manufacturing and construction	0	0	0
70441	Mining of mineral resources other than mineral fuels	0	0	0
70442	Manufacturing	0	0	0
70443	Construction	0	0	0
7045	Transport	0	0	0
70451	Road transport	0	0	0
70452	Water transport	0	0	0
70453	Railway transport	0	0	0
70454	Air transport	0	0	0
70455	Pipeline and other transport	0	0	0
7046	Communication	0	0	0
70461	Research & development (Communication)	0	0	0
70462	Other communication	0	0	0

Table 8 - Economic and functional classification of cash payments from operating activities for the 2004/2005 fiscal year: Subsidies paid divided between subsidies on products and subsidies on production

Economic classification		Products	Production	TOTAL
		R '000	R '000	R '000
Functional classification				
7047	Other industries	0	0	0
70471	Distributive trades, storage and warehousing	0	0	0
70472	Hotels and restaurants	0	0	0
70473	Tourism	0	0	0
70474	Multipurpose development projects	0	0	0
7048	R&D Economic affairs	0	0	0
70481	R&D General economic, commercial and labor affairs	0	0	0
70482	R&D Agriculture, forestry, fishing and hunting	0	0	0
70483	R&D Fuel and energy	0	0	0
70484	R&D Mining, manufacturing and construction	0	0	0
70485	R&D Transport	0	0	0
70486	R&D Communication	0	0	0
70487	R&D Other industries	0	0	0
7049	Economic affairs n.e.c.	0	0	0
705	ENVIRONMENTAL PROTECTION	0	0	0
7051	Waste management	0	0	0
7052	Waste water management	0	0	0
7053	Pollution abatement	0	0	0
7054	Protection of biodiversity and landscape	0	0	0
7055	R&D Environmental protection	0	0	0
7056	Environmental protection n.e.c.	0	0	0

Table 8 - Economic and functional classification of cash payments from operating activities for the 2004/2005 fiscal year: Subsidies paid divided between subsidies on products and subsidies on production

Economic classification		Products	Production	TOTAL
		R '000	R '000	R '000
706	HOUSING AND COMMUNITY AMENITIES	0	0	0
7061	Housing development	0	0	0
7062	Community development	0	0	0
7063	Water supply	0	0	0
7064	Street lighting	0	0	0
7065	R&D Housing and community amenities	0	0	0
7066	Housing and community amenities n.e.c.	0	0	0
707	HEALTH	0	0	0
7072	Outpatient services	0	0	0
70724	Ambulance services	0	0	0
7073	Hospital services	0	0	0
7074	Public health services	0	0	0
7075	Research and Development (Health)	0	0	0
7076	Health n.e.c.	0	0	0
7077	Other	0	0	0
708	RECREATION, CULTURE AND RELIGION	0	24 518	24 518
7081	Recreational and sporting services	0	0	0
7082	Cultural services	0	24 518	24 518
7083	Broadcasting and publishing services	0	0	0
7084	Religious and other community services	0	0	0
7085	Research and Development (Recreation, cultural and religion)	0	0	0
7086	Recreation, culture and religion n.e.c.	0	0	0

Table 8 - Economic and functional classification of cash payments from operating activities for the 2004/2005 fiscal year: Subsidies paid divided between subsidies on products and subsidies on production

Functional classification		Economic classification	Products	Production	TOTAL
			R '000	R '000	R '000
709	EDUCATION		0	0	0
7091	Pre-primary and primary education		0	0	0
7092	Secondary education		0	0	0
7093	Postsecondary non tertiary education (e.g. ABET)		0	0	0
7094	Tertiary education		0	0	0
7095	Education not definable by level		0	0	0
7096	Subsidiary services to education		0	0	0
7097	Research and Development (Education)		0	0	0
7098	Education n.e.c.		0	0	0
710	SOCIAL PROTECTION		0	0	0
7101	Sickness and disability		0	0	0
71011	Sickness		0	0	0
71012	Disability		0	0	0
7102	Old age		0	0	0
7103	Survivors		0	0	0
7104	Family and children		0	0	0
7105	Unemployment		0	0	0
7106	Housing		0	0	0
7107	Social exclusion n.e.c.		0	0	0
7108	Research and Development (Social protection)		0	0	0
7109	Social protection n.e.c.		0	0	0

EXPLANATORY NOTES**Introduction**

- 1 This statistical release provides economic and functional classifications of transactions of extra-budgetary accounts and funds of the national and provincial governments for the 2004/2005 fiscal year, ended 31 March 2005. National and provincial extra-budgetary accounts and funds consist of 198 institutions for the 2004/2005 fiscal year (see explanatory note 9, pp. 125 to 132 with regard to the list of extra-budgetary accounts and funds used in this publication).
- 2 Extra-budgetary accounts and funds refer to accounts and funds of national and provincial governments not included in normal budget totals and which do not operate through normal parliamentary budgetary procedures, e.g., trading accounts and general government accounts.
- 3 The information in this release contains details of extra-budgetary accounts and funds for:
 - the national government, including those which are administered by government departments and/or by the institutions themselves, and
 - provincial extra-budgetary accounts and funds, which are not administered by the provincial administrations but by the institutions themselves.
- 4 The transactions of the Secret Services Account are excluded from these tables and shall only be included in the statistical release of the financial statistics of the general government sector (P9119.4).
- 5 The transactions of the following institutions are excluded from the tables:
 - Pension and provident funds of the state; and
 - Public Investment Commissioners (certain particulars on the acquisition of funds by this institution are published in the quarterly bulletin of the South African Reserve Bank (SARB)).

Methodology

- 6 The transactions between the various extra-budgetary accounts and funds have not been eliminated, but are shown as transfers to other extra-budgetary accounts and funds.
- 7 In contrast to national departments, which keep their accounts on a cash basis, the accounts of extra-budgetary accounts and funds are kept on an accrual basis, i.e. the payments are recorded in the period to which the transactions relate and surpluses, deficits, assets and liabilities are carried over to the next fiscal year. In the case of the cash basis, the transactions are recorded at the time when cheques are issued for payment. However, the figures in this statistical release have been converted from accrual basis to cash basis.
- 8 The information is processed from audited and unaudited financial statements of the extra-budgetary accounts and funds.

Scope of the financial statistics of extra-budgetary accounts and funds

- 9 The cash payments transactions of the following extra-budgetary accounts and funds, classified according to the functions of the government are included in the tables.

A. GENERAL GOVERNMENT**Financial and fiscal services**

- Auditor-General
- South African Revenue Service
- Financial and Fiscal Commission
- Accounting Standards Board.

Basic research

- Africa Institute of South Africa
- Human Sciences Research Council
- National Research Foundation
- Council for Scientific and Industrial Research
- Innovation Fund.

Foreign affairs

- African Renaissance and International Co-operation Fund.

Other general services

- Institute for Public Finance and Auditing (IPFA)
- Parliamentary Villages Management Board
- Electoral Commission of South Africa
- Municipal Demarcation Board
- Accounting and Financial Services Education and Training Authority (FASSET)
- Media, Advertising, Publishing, Printing and Packaging (MAPPP)
- South African Local Government Association
- South African Management Development Institute Trading Account (SAMDI)
- The International Marketing Council of South Africa
- Umsekeli Municipal Support Services.

Defence

- Special Defence Account
- Diplomacy, Intelligence, Defence and Trade Education and Training Authority (DIDTETA).

Police

- Police, Private Security, Legal and Correctional Services Sector Education and Training Authority (POSLECSETA)
- Financial Intelligence Centre.

Law courts

- Legal Aid Board
- Independent Electoral Commission
- Human Rights Commission
- Special Investigating Unit
- Public Protector
- President Fund (Department of Justice)
- Commission on Gender Equality.

Education: pre-primary, primary, secondary and tertiary

- The Council for Quality Assurance in General and Further Education and Training (Umalusi)
- South African Qualification Authority
- The National Student Financial Aid Scheme
- The Education Labour Relations Council
- Council on Higher Education
- Education, Training, and Development Practises Sector Education and Training Authority (ETDP SETA)
- South African Council for Educators.

Health

- King George V Silver Jubilee Fund for Tuberculosis
- South African Medical Research Council
- Health and Welfare Sector Education and Training Authority (HWSETA)
- Innovation Fund
- Council for Medical Schemes
- National Health Laboratory Service
- South African National Aids Trust.

Social security and welfare services

- Social Relief Fund
- Vorentoe High School Disaster Fund
- Workmen's Compensation Fund
- Disaster Relief Fund
- State President's Fund
- Mines and Works Compensation Fund
- Unemployment Insurance Fund
- Road Accident Fund
- Refugee Relief Fund.

Housing

- National Home Builders Registration Council
- Social Housing Foundation
- Xhasa Accounting Technical Committee.

Community development

- Independent Development Trust
- National Development Agency
- Municipal Infrastructure Investment Unit.

Recreation

- South African Sports Commission
- National Lotteries Board
- National Gambling Board
- KwaZulu-Natal Gambling and Betting Board
- Eastern Cape Gambling and Betting Board
- Western Cape Gambling and Betting Board
- Free State Gambling and Racing Board
- Gauteng Gambling Board
- Limpopo Casino and Gaming Board
- Mpumalanga Gaming Board
- SA Institute for Drug-Free Sport
- North West Gambling Board.

Culture**Museums**

- Afrikaanse Taalmuseum en Taalmonument
- Engelenburghuis Art Collection
- Freedom Park Trust
- South African National Biodiversity Institute
- National English Literary Museum
- National Museum
- Natal Museum
- Voortrekker and Ncome Museums
- William Humphrey's Art Gallery
- Robben Island Museum
- Iziko Museums of Cape Town
- Northern Flagship Institutions
- South African Heritage Resources Agency
- Nelson Mandela National Museum
- War Museum of the Boer Republic.

Libraries

- National Library of South Africa, Pretoria
- National Library of South Africa, Cape Town division
- South African Library for the Blind.

Other culture

- Western Cape Language Committee
- Western Cape Cultural Commission
- Commission for the Promotion and Protection of the Rights of Cultural, Religious and Linguistic Communities
- Performing Arts Centre of the Free State
- The Playhouse Company
- The State Theatre, Pretoria
- ARTSCAPE
- Pan South African Language Board
- Film and Publication Board
- National Youth Commission
- National Electronic Media Institution of South Africa
- Business and Arts South Africa
- National Film and Video Foundation
- Media Development and Diversity Agency
- Mmabana Cultural Foundation
- Windybrow Centre for the Arts
- Market Theatre Foundation
- National Arts Council of South Africa
- Eastern Cape Provincial Arts and Culture Council
- Free State Youth Commission
- Eastern Cape Youth Commission.

Environmental protection

- South African National Parks
- Eastern Cape Parks Board
- KwaZulu-Natal Nature Conservation Board
- Natal Sharks Board
- Eastern Cape Tourism Board
- North West Parks and Tourism Board
- Mpumalanga Parks Board
- Cape Nature
- Greater St. Lucia Wetlands Park Authority.

Water services

- Water Research Commission
- Water Trading Account
- Equipment Account: Water Affairs
- Local Government, Water and related Services Sector Education and Training Authority (LGWSETA).

Fuel and energy

- National Electricity Regulator
- National Nuclear Regulator
- Energy Sector Education and Training Authority (ESETA).

Agriculture

- Agriculture Research Council
- Agricultural Debt Account
- National Agricultural Marketing Council
- Primary Agriculture Education and Training Authority (PAETA)
- Sector Education and Training Authority for Secondary Agriculture (SETASA).

Fishing and hunting

- Marine Living Resources Fund.

Forestry

- Forest Industries Education and Training Authority (FIETA).

Mining

- Council for Mineral Technology
- Council for Geoscience
- South African Diamond Board
- Mining Qualifications Authority (MQA)
- Mine Health and Safety Council.

Manufacturing

- Fund for Research into Industrial Development, Growth and Equity (FRIDGE)
- Chemical Industries Education and Training Authority (CHIETA)
- Clothing, Textiles, Footwear and Leather Sector Education and Training Authority (CTFL SETA)
- Food and Beverages Manufacturing Industry Sector Education and Training Authority (FOODBEV SETA)
- Sheltered Employment Factories (13 factories)
- Government Printing Works Trading Account
- Manufacturing, Engineering and Related Services Education and Training Authority (MERSETA).

Construction

- Construction Education and Training Authority (CETA)
- Construction Industry Development Board
- Council for the Built Environment.

Transport and communication

- Urban Transport Fund
- South African Civil Aviation Authority
- Universal Service Agency
- Universal Service Fund

- South African Maritime Safety Authority.
- Independent Communications Authority of SA.
- Information Systems, Electronics and Telecommunication Technologies (ISETT)
- Transport Education and Training Authority (TETA)
- KwaZulu-Natal Taxi Council
- Railway Safety Regulator
- Cross-Border Road Transport Agency
- Government Motor Transport Trading Accounts (2 accounts)
- South African National Roads Agency Limited.

Tourism

- South African Tourism
- Destination Marketing Organisation trading as Cape Town Routes Unlimited
- Eastern Cape Tourism Board
- Limpopo Tourism
- Mpumalanga Tourism Authority
- North West Parks and Tourism Board
- Tourism and Hospitality Education and Training Authority (THETA)
- Northern Cape Tourism Authority
- Gauteng Tourism Authority
- KwaZulu-Natal Tourism Authority.

Labour

- National Skills Fund
- Commission for Conciliation, Mediation and Arbitration (CCMA)
- National Economic Development and Labour Council (NEDLAC)
- National Productivity Institute.

Other economic services

- Premier's Economic Advisory Council
- Eastern Cape Socio-Economic Consultative Council
- Eastern Cape Appropriate Technology Unit
- Trade and Investment Limpopo
- Financial Services Board
- Perishable Products Export Control Board
- South African Bureau of Standards
- Registration of Deeds Trading Account
- South African National Accreditation System (SANAS)
- Competition Commission
- Competition Tribunal
- Banking Sector Education and Training Authority (BANKSETA)
- Insurance Sector Education and Training Authority (INSETA)
- Services Sector Education and Training Authority (SERVICES)
- Wholesale and Retail Sector Education and Training Authority (W&RSETA)

- South African Weather Service
- Micro Finance Regulatory Council
- Companies and Intellectual Property Registration Office (CIPRO).
- Godisa Trust
- International Trade Administration Commission of South Africa
- Project Development Facility
- Western Cape Provincial Development.

Classification**10 Economic and functional classifications**

Transactions in this statistical release is classified economically and functionally according to the standard classifications of the 2001 Manual on Government Finance Statistics (GFS) of the International Monetary Fund.

11 Economic classification

Economic classification is in general a measure of the nature and economic effect of government operations on the economy of the country.

Cash receipts and cash payments for operating activities and purchases of non-financial assets, sale of non-financial assets, net acquisition of financial assets other than cash and net incurrence of liabilities were classified economically as follows:

- **Cash receipts from operating activities**

Taxes
Social contributions
Grants
Other receipts

- **Cash payments for operating activities**

Compensation of employees (excluding capitalised remuneration)
Purchases of goods and services
Interest
Subsidies
Social benefits
Other payments

- **Purchases of non-financial assets (including capitalised remuneration)**

Fixed assets
Inventories
Valuables
Non-produced assets

- **Financial assets other than cash**

Domestic
Foreign

- **Financial liabilities**

Domestic

Foreign

12 **Functional classification**

Functional classification measures the purpose for which transactions are undertaken. It is generally used to measure the allocation of resources of government in order to promote various services and objectives rendered to the community. The functional codes used in the tables are based on the functional codes used in the 2001 GFS manual (IMF).

Cash payments for operating activities and purchases of non-financial assets are classified functionally as follows:

- **General public services**

Executive and legislative services, financial and fiscal affairs, external affairs

Foreign economic aid

General services

Basic research

General public services n.e.c.

Public debts transactions

Transfers of a general character between different levels of government

- **Defence**

- **Public order and safety**

Police

Fire protection services

Law courts

Prisons

- **Economic affairs**

General economic, commercial and labour affairs

Agriculture, forestry, fishing and hunting

Fuel and energy

Mining, manufacturing and construction

Transport

Communication

Other industries

Other economic affairs

- **Environmental protection**

- **Housing and community amenities**

- **Health**

- **Recreation, culture and religion**
- **Education**
- **Social protection**

Individual and collective services	13	This statistical release also includes tables in which government consumption expenditure is broken down into individual and collective services (see table 7, p. 113). The breakdown between subsidies on products and subsidies on production is also given (see table 8, p. 119). These categories are recommended by the 1993 System of National Accounts (SNA) of the United Nations.
Comparability with the previous year	14	For the first time the statistical release includes tables on cash receipts from operating activities, cash flows from sales of non-financial assets, net acquisition of financial assets other than cash, and net incurrence of liabilities. Net cash in/out flow from operating activities, net cash in/out flow from investments in non-financial assets, cash surplus/deficit, net cash in/out flow from financing activities, and net change in the stock of cash can be calculated.
	15	<p>The following accounts and funds came into effect as from the 2004/2005 fiscal year and are therefore included in this statistical release for the first time:</p> <ul style="list-style-type: none"> • Umsekeli Municipal Support Services (functionally classified as other general services) • Free State Youth Commission (functionally classified as other culture) • Eastern Cape Parks Board (functionally classified as environmental protection) • KwaZulu-Natal Taxi Council (functionally classified as transport and communication) • Railway Safety Regulator (functionally classified as transport and communication) • Eastern Cape Socio-Economic Consultative Council (functionally classified as other economic services) • Trade and Investment Limpopo (functionally classified as other economic services) • Xhasa Accounting Technical Committee (functionally classified as housing) • Eastern Cape Appropriate Technology Unit (functionally classified as other economic services) • Western Cape Provincial Development (functionally classified as other other economic services) • South African National Roads Agency Limited (functionally classified as transport and communication).

- 16** The following accounts and funds were previously included but now excluded from the current tables:
- Dissemination and Marketing Trading Account (functionally classified as other general services, the account is currently dormant)
 - National Supplies Procurement Fund (functionally classified as other economic services, the fund is currently dormant)
 - Provincial Housing Funds (functionally classified as housing, transferred to provincial governments)
 - Government Motor Transport Trading Accounts: Limpopo and Free State (functionally classified as government enterprises: transport and communication, accounts were closed off).
- 17** As from 2004/2005 fiscal year the National Zoological Gardens of South Africa incorporated into the National Research Foundation and it was declared a national research facility.
- 18** Extra-budgetary accounts and funds refer to accounts and funds of national and provincial governments which are not included in normal budget totals and do not operate through normal budgetary procedures, and are financed or managed by national or provincial governments. These institutions compile their own financial statements which are audited by the Auditor-General (see paragraph 9, pp. 125 to 132 for a complete list).
- 19** The South African National Roads Agency Limited is included from 2004/2005.
- 20** As from 2004/2005 fiscal year the rebates by the Road Accident Fund are not classified as subsidies anymore, but levies received is shown excluding rebates.

Related publications

- 21** Statistics South Africa also publishes information on the expenditure of the following levels of the general government in statistical releases:
- | | |
|---------|--|
| P9101.1 | Annual actual and expected capital expenditure of the public sector; |
| P9103 | Financial statistics of universities and universities of technology; |
| P9114 | Financial Census of Municipalities; |
| P9119.4 | Financial statistics of consolidated general government; |
| P9119.3 | Financial statistics of national government; |
| P9121 | Financial statistics of provincial government. |

Symbols and abbreviations

BANKSETA	Banking Sector Education and Training Authority
BASA	Business and Arts South Africa
CETA	Construction Education and Training Authority
CHIETA	Chemical Industries Education and Training Authority
CIPRO	Companies and Intellectual Property Registration Office
CSIR	Council for Scientific and Industrial Research
CTFL SETA	Clothing, Textile Footwear and Leather Sector Education and Training Authority
DBSA	Development Bank of Southern Africa

DIDTETA	Diplomacy, Intelligence, Defence and Trade Education and Training Authority
ESETA	Energy Sector Education and Training Authority
ETDP SETA	Education, Training and Development Practises Sector Education and Training Authority
FASSET	Accounting and Financial Services Education and Training Authority
FIETA	Forest Industries Education and Training Authority
FOODBEV SETA	Food and Beverages Manufacturing Industry Sector Education and Training Authority
FRIDGE	Fund for Research into Industrial Development, Growth and Equity
HWSETA	Health and Welfare Sector Education and Training Authority
IMF	International Monetary Fund
INSETA	Insurance Sector Education and Training Authority
IPFA	Institute for Public Finance and Auditing
ISETT	Information Systems, Electronics and Telecommunication Technologies Education and Training Authority
KZN	KwaZulu-Natal
LGWSETA	Local Government, Water and related Services Sector Education and Training Authority
MAPPP	Media, Advertising, Publishing, Printing and Packaging Education and Training Authority
MERSETA	Manufacturing, Engineering and related Services Education and Training Authority
MQA	Mining Qualification Authority
NEDLAC	National Economic Development and Labour Council
NHBRC	National Home Builders Registration Council
NPISH	Non- profit institutions serving households
PAETA	Primary Agriculture Education and Training Authority
PFMA	Public Finance Management Act
POSLECSETA	Police, Private Security, Legal and Correctional Services Sector Education and Training Authority
SABS	South African Bureau of Standards
SARS	South African Revenue Service
SERVICES	Services Sector Education and Training Authority
SETA	Sector Education and Training Authority
SETASA	Sector Education and Training Authority for Secondary Agriculture
SNA	System of National Accounts
Stats SA	Statistics South Africa
TETA	Transport Education and Training Authority
THETA	Tourism and Hospitality Education and Training Authority
W&RSETA	Wholesale and Retail Sector Education and Training Authority
-	Nil or not applicable

GLOSSARY

Annual percentage change	The annual percentage change is the difference between the amount of a specific item for the current year and the previous year expressed as a percentage of the amount of the same item for the previous year
Collective services	Collective services refer to the services provided collectively to the community and are particularly applicable on services such as general administration, public order and safety and economic services.
Compensation of employees	Compensation of employees is the total remuneration payable to a government employee in return for work done during the accounting period, except for work connected with own account capital formation. It includes both wages and salaries and social contributions
Economic classification	Economic classification is a measure of the nature and economic effect of government operations on the economy of the country. For example, when supplying nonmarket goods and services to the community, a government unit may produce the goods and services itself and distribute them, purchase them from a third party and distribute them, or transfer cash to households so they can purchase the goods and services directly. The economic classification identifies the types of expense incurred for these activities.
Expenses not regarded as transactions	Adjustments for statistical purposes are mainly concerned with thefts and losses, and irrecoverable debts written off.
Extra-budgetary accounts and funds	Extra-budgetary accounts and funds refer to accounts and funds of national and provincial governments which are not included in normal parliamentary budget totals and do not operate through normal parliamentary budgetary procedures, e.g. trading accounts and general government accounts.
Financial assets	Financial assets consist of financial claims, monetary gold, and Special Drawing Rights (SDRs) allocated by the International Monetary Fund (IMF).
Financial institutions	Financial institutions are units primarily engaged in both incurring liabilities and acquiring financial assets in the market. Financial institutions may be entirely or mainly owned and / or controlled by the government in which case they are regarded as public financial institutions. It is the prime function of public financial institutions to act as intermediaries.
Functional classification	Functional classification measures the purpose for which government transactions are undertaken. It is generally used to measure the allocation of resources by government to provide various services to the community. For example, statistics on health, education and environmental protection can be used to study the effectiveness of government programs in those areas.
Household	Household may be defined as individuals or a group of persons who share the same living accommodation.
Individual services	Individual services refer to services rendered to individuals or to a small group of persons. This category applies particularly to community and social services, e.g. education, health and welfare.

Intangible assets	Intangible fixed assets consist of mineral exploration, computer software, entertainment, literary and artistic originals and miscellaneous other intangible fixed assets. Other intangible fixed assets consist of new information and specialised knowledge.
Liabilities	Liabilities are obligations to provide economic benefits to the units holding the corresponding financial claims
Machinery and equipment	Machinery and equipment include motor vehicles, ships, aircraft, equipment and furniture.
Non-financial public enterprises	Non-financial public enterprises are government owned and/or government controlled units, which sell industrial or commercial goods and services to the public on a large scale.
Non-profit institutions serving households (NPISH)	NPISH are institutions mainly engaged in non-market production. Government does not necessarily finance and / or control NPISH.
Non-residential buildings	Non-residential buildings include hospitals, offices and office blocks (also for military purposes), warehouses, laboratories and workshops.
Other constructions	Other constructions include fencing, soil conservation works, sewerage and storm water drainage.
Other goods and services	Other goods and services include purchases of all goods and services, except remuneration of employees, for current activities. In accordance with recommendations of the 1993 SNA expenditure on machinery and equipment which can be described as military weapon systems is also classified as goods and services, e.g. tanks and battleships.
Residential buildings	Residential buildings are buildings that are used entirely or primarily as residences and include flats, hotels and nursing homes.
Social contributions	Social contributions include retirement benefits, contributions to medical, pension and provident funds, unemployment insurance and accident funds
Subsidies	Subsidies are current unrequited payments that general government institutions pay to enterprises on the basis of the quantities or values of the goods and services, which they produce, sell or import.
Subsidies on products	Subsidies on products are payments made per unit of good or service.
Subsidies on production	Subsidies on production are payments which resident enterprises may receive as a consequence of engaging in production.
Wages and salaries	Wages and salaries include primarily basic wages, salaries, services and other bonuses, allowances (including car allowances), overtime payments, and housing subsidies.

General information

Stats SA publishes approximately 300 different statistical releases each year. It is not economically viable to produce them in more than one of South Africa's eleven official languages. Since the releases are used extensively, not only locally but also by international economic and social-scientific communities, Stats SA releases are published in English only.

Stats SA has copyright on this publication. Users may apply the information as they wish, provided that they acknowledge Stats SA as the source of the basic data wherever they process, apply, utilise, publish or distribute the data; and also that they specify that the relevant application and analysis (where applicable) result from their own processing of the data.

Advance release calendar

An advance release calendar is disseminated on www.statssa.gov.za

Stats SA products

A complete set of Stats SA publications is available in the Stats SA Library, and in the following public libraries:

National Library of South Africa, Pretoria Division
National Library of South Africa, Cape Town Division
Natal Society Library, Pietermaritzburg
Library of Parliament, Cape Town
Bloemfontein Public Library
Johannesburg Public Library
Eastern Cape Library Services, King William's Town
Central Regional Library, Polokwane
Central Reference Library, Nelspruit
Central Reference Collection, Kimberley
Central Reference Library, Mmabatho

Stats SA also provides a subscription service.

Electronic services

A large range of data are available via on-line services, diskette and computer printouts. For more details about our electronic data services, contact: (012) 310 8600 / 8390 / 8351 / 4892 / 8496 / 8095.

You can visit us on the Internet at: www.statssa.gov.za

Enquiries

Telephone number: (012) 310 8600 / 8390 / 8351 / 4892 / 8496 / 8095
(user information services)
(012) 310 8977 / 8431 (technical enquiries)
(012) 310 8161 (orders)
(012) 310 8490 (library)

Fax number: (012) 321 6741 (technical enquiries)

Email address: ElizabethMo@statssa.gov.za (technical enquiries)
info@statssa.gov.za (user information services)
distribution@statssa.gov.za (orders)

Postal address: Private Bag X44, Pretoria, 0001

Produced by Stats SA