


2

Werklike en verwagte kapitaalbesteding van die openbare sektor


1992, 1993, 1994 en 1995

Actual and expected capital expenditure of the public sector

1992, 1993, 1994 and 1995



REPUBLIEK VAN SUID-AFRIKA
REPUBLIC OF SOUTH AFRICA



SENTRALE
STATISTIEKDIENS
CENTRAL
STATISTICAL SERVICE

Statistiese vrystelling P9101.1
Statistical release

Om 'n suksesvolle statistiese stelsel in die RSA te bedryf, is die samewerking tussen die Sentrale Statistiekdiens en die inwoners van die RSA, die private sektor en die owerheidsinstellings onontbeerlik. Sonder hierdie volgehoue samewerking en welwillendheid sal die tydige beskikbaarstelling van relevante en betroubare amptelike statistieke nie moontlik wees nie.

Co-operation between the Central Statistical Service and the residents of the RSA, the private sector and the government institutions is essential for a successful statistical system in the RSA. Without this continued co-operation and goodwill, the timely release of relevant and reliable official statistics will not be possible.

Embargo: 09:30
Datum/Date: 20 Januarie/January 1994

Uitgegee deur die Sentrale Statistiekdiens
Private Sak X44
PRETORIA
0001

Published by the Central Statistical Service
Private Bag X44
PRETORIA
0001

Hierdie publikasie of enige gedeelte daarvan mag sonder voorafgoedkeuring gereproduseer word, gestoor word vir ontsluitingsdoeleindes, of versend word in enige formaat deur gebruikmaking van enige middel, mits die SSD as bron vermeld word.

This publication or any part thereof may be reproduced, stored in a retrieval system, or transmitted in any form or by any means without prior permission, provided that the CSS is acknowledged as the source.

SSD-biblioteek Katalogisering-in-Publikasie (KIP) Data
CSS Library Cataloguing-in-Publication (CIP) Data

Werklike en verwagte kapitaalbesteding van die openbare sektor, 1992, 1993, 1994 en 1995 / Sentrale Statistiekdiens = Actual and expected capital expenditure of the public sector, 1992, 1993, 1994 and 1995 / Central Statistical Service. - 1993 - Pretoria: Central Statistical Service, 1994 - p. ; 30cm. (Statistiese vrystelling = Statistical news release; P9101.1)
Series formerly available as: Statistiese nuusberig = Statistical news release; P9101.1 and P6
Annually
1. Expenditures, Public. I. South Africa. Central Statistical Service. II. Suid-Afrika. Sentrale Statistiekdiens. III. Title. IV. Series.

'n Volledige stel SSD-publikasies is beskikbaar by die SSD-biblioteek en die volgende biblioteke:

Staatsbiblioteek, Pretoria
Parlementsbiblioteek, Kaapstad
Suid-Afrikaanse Biblioteek, Kaapstad
Bloemfontein Openbare Biblioteek
Natal Society Library, Pietermaritzburg
Johannesburg Openbare Biblioteek

A complete set of CSS Publications is available at the CSS Library and the following libraries:

State Library, Pretoria
Library of Parliament, Cape Town
South African Library, Cape Town
Bloemfontein Public Library
Natal Society Library, Pietermaritzburg
Johannesburg Public Library

**VOORUITSIGTE IN DIE KONSTRUKSIEBEDRYF
VERBETER**


Volgens die jongste gegewens oor die verwagte kapitaalbesteding van die openbare sektor blyk dit dat die vooruitsigte vir die bou- en siviele konstruksiebedryf, veral dié van private konstruksiefirmas wat konstruksiewerk vir die owerheid verrig, aansienlik verbeter het. In ag genome dat die opname gedurende die middel van 1993 onderneem is, toon die resultate dat die waarde van verwagte kontrakte wat aan private konstruksiefirmas toegewys is in 1993 en 1994 met onderskeidelik 22,0% en 30,3% gaan toeneem. Verder is dit ook insiggewend om daarop te let dat die aandeel van private kontrakteurs in die totale verwagte kapitaalbesteding van die openbare sektor volgens verwagting vanaf 75,2% in 1992 tot 78,8% in 1995 sal toeneem.

Wat die kapitaalbesteding aan masjinerie en toerusting betref, blyk dit, in teenstelling met die verwagting in die bou- en siviele konstruksiebedryf, dat daar geen noemenswaardige verbetering in vooruitsig gestel word nie. So byvoorbeeld toon die resultate dat die verwagte besteding in 1994 slegs 0,2% hoër sal wees as in 1993 en in 1995 selfs 2,8% laer as in 1993.

**PROSPECTS FOR THE CONSTRUCTION INDUSTRY
IMPROVE**

According to the latest details on the expected capital expenditure of the public sector, it is evident that the prospects for the building and civil construction industry, particularly those of private construction firms undertaking construction work for the government, have improved considerably. Considering that the survey was undertaken during the middle of 1993, the results indicate that the value of expected contracts allocated to private construction firms will increase by 22,0% and 30,3% for 1993 and 1994 respectively. Furthermore, it is also important to note that the private contractors' share of the total expected capital expenditure of the public sector is expected to increase from 75,2% in 1992 to 78,8% in 1995.

With regard to the capital expenditure of machinery and equipment, it appears that, unlike for the building and civil construction industry, no significant improvement is anticipated. The results show, for example, that the expected expenditure in 1994 will be only 0,2% higher than in 1993, and even 2,8% lower in 1995 than in 1993.

pp 
HOOF: SENTRALE STATISTIEKDIENS
HEAD: CENTRAL STATISTICAL SERVICE

NAVRAE:		ENQUIRIES:	
PRETORIA	Tel. (012) 310-8911 Private Sak X44, Pretoria, 0001 Faks: 3108500 3108501	PRETORIA	Tel. (012) 310-8911 Private Bag X44, Pretoria, 0001 Fax: 3108500 3108501
BLOEMFONTEIN	(051) 477767	KEMPTON PARK	(011) 3943420/1
DURBAN	(031) 3053904	KIMBERLEY	(0531) 33965
KAAPSTAD/CAPE TOWN	(021) 4612098	KLERKSDORP	(018) 4624008
		NELSPRUIT	(01311) 52455/6
		PIETERSBURG	(01521) 71609
		PORT ELIZABETH	(041) 523801/2

VERDUIDELIKENDE OPMERKINGSALGEMEEN

Die resultate weerspieël die verwagtings ten tye van die opname, naamlik gedurende Julie 1993. Die ramings vir verwagte kapitaalbesteding is gebaseer op pryse wat tydens die opname geheers het.

'n Statistiese vrystelling wat die werklike besteding vir 1992 en die verwagte besteding vir 1993 en 1994 aan nuwe konstruksies volgens statistiese streke toon, sal binnekort gepubliseer word.

OMVANG VAN DIE OPNAME EN KLASSEFIKASIE VAN OPENBARE LIGGAMEOmvang van die opname

Die opname sluit Namibië en die Republieke van Bophuthatswana, Ciskei, Transkei en Venda uit. Die opname dek alle openbare instellings.

Openbare sektor

Die begrip openbare sektor is meer omvattend as die begrip owerheidssektor. Behalwe owerheidsliggame omvat die openbare sektor ook die landboubeheerrade en openbare korporasies.

Sentrale owerheid(i) Owerheidsondernemings en -hulpdienste

Die volgende liggame is ingesluit: Rekenaardienstebedryfsrekening, Waterboordienste van die Departement van Waterwese en Bosbou, Bosbou-ontwikkeling van die Departement van Waterwese en Bosbou, Staatsdrukkery en Staatslughawens van die Departement van Vervoer.

(ii) Algemene owerheid

Alle staatsdepartemente en die fondse deur sodanige departemente geadminestreer wat nie as owerheidsondernemings of -hulpdienste geklassifiseer word nie, word beskou as algemene owerheidsliggame. Die volgende liggame word ook onder andere in hierdie klas ingesluit: Raad van Kuratore vir Nasionale Parke, Suid-Afrikaanse Buro vir Standaarde en Suid-Afrikaanse Wetenskaplike en Nywerheidsnavorsingsraad.

Die Nasionale Behuisingsfondse en Gemeenskapontwikkelingsfondse (Ontwikkelings- en Behuisingsfondse) van die verskillende Departemente van Plaaslike Bestuur, Behuising en Werke is ingesluit aangesien die gegewens nie afsonderlik verstrekk word nie.

Owerheidsinstellings se besteding in die selfregerende gebiede van die Republiek is ingesluit.

Provinsiale administrasies

Die Overvaal Oorde, die Raad vir die Bewaring van Natalse Parke, Wild en Vis en Staatsmotorvervoer is ook ingesluit.

EXPLANATORY NOTESGENERAL

The results reflect the expectations at the time of the survey, that is July 1993. The estimates for expected capital expenditure were based on prices ruling during the time of the survey.

A statistical release showing, by region, the actual expenditure for 1992 and the expected expenditure for 1993 and 1994 on new constructions, will be published shortly.

SCOPE OF THE SURVEY AND CLASSIFICATION OF PUBLIC BODIESScope of the survey

The survey excludes Namibia and the Republics of Bophuthatswana, Ciskei, Transkei and Venda. The survey covers all public institutions.

Public sector

The concept of the public sector is wider than the concept of the government sector. In addition to all government bodies, the public sector also includes the agricultural control boards and public corporations.

Central government(i) Government enterprises and ancillary services

The following bodies are included: Computer Services Trading Account, Water-boring Services of the Department of Water Affairs and forestry, Forestry Development of the Department of Water Affairs and Forestry, Government Printing Works and State Airports of the Department of Transport.

(ii) General government

All government departments and funds administered by such departments that are not classified as government enterprises or ancillary services are regarded as general government bodies. The following bodies are inter alia also included in this class: National Parks Board of Trustees, South African Bureau of Standards and South African Council for Scientific and Industrial Research.

The National Housing Funds and Community Development Funds (Development and Housing Funds) of the various Departments of Local Government, Housing and Works are included because the information was not separately furnished.

The expenditure of government authorities in the self-governing territories of the Republic is included.

Provincial administrations

The Overvaal Resorts, the Natal Parks, Game and Fish Preservation Board and Government Motor Transport are also included.

Plaaslike owerhede, streeksdienskerade en gesamentlike dienskerade(i) Owerheidsondernemings

Alle behuisings-, abattoir-, elektrisiteits-, gas-, water-, passasiersvervoer- en markafdelings en riolerings- en sanitetsdienste van plaaslike owerhede is ingesluit. Wat die ander ondernemingsbedrywighede van plaaslike owerhede betref, is slegs die bedrywighede waarvoor afsonderlike rekenings gehou word en waarvoor die inligting dus geredelik beskikbaar is, as ondernemingsafdelings beskou. Hierdie groep omvat hoofsaaklik plase, plantasies en bosse, klipbrekerie en sandverskaffingsdienste. Die vraelys het vir afsonderlike gegewens vir die behuisings-, elektrisiteits- en waterafdelings en vir riolering en sanitasie voorsiening gemaak en het alle ander ondernemingsafdelings saamgegroepeer. Phalaborwa Waterraad is ook gedek.

(ii) Algemene owerheid

Alle bedrywighede wat nie as ondernemingsafdelings beskou word nie, word onder die algemene owerheidsektor geklassifiseer. Dit omvat hoofsaaklik die belasting- en algemene dienste van plaaslike owerhede, streeksdienskerade en gesamentlike dienskerade.

Universiteite en teknikons

Alle universiteite behalwe Fort Hare is ingesluit, asook alle teknikons.

Landboubeheerrade

Alle landboubeheerrade, asook die SA Wolraad is ingesluit.

Openbare korporasies

Die volgende is onder meer ingesluit: ESKOM, Randwaterraad, Suid-Afrikaanse Uitsaai-korporasie, Fosfaatontginningskorporasie (Edms.) Bpk., Suid-Afrikaanse Ontwikkelingstruskorporasie Bpk. en sy filiale, SA Muntmaatskappy, SA Reserwebank, Land- en Landboubank van Suid-Afrika, Nywerheidsontwikkelingskorporasie van SA Bpk. en sy volfiliale, Atoomenergiekorporasie van Suid-Afrika, Bpk., Mossgas, Soekor, Alusaf Bpk., Alexanderbaai Ontwikkelingskorporasie, Krygstuigkorporasie van SA Bpk. en sy filiale, SA Poskantoor Bpk., Telkom SA Bpk. en Transnet Bpk.

PERSOONLIKE MENINGS

Die Sentrale Statistiekdiens het soos by die vorige opnames gestipuleer dat die ramings van die kapitaalbesteding van elke openbare instelling die persoonlike mening van die hoof van die betrokke instelling met inagneming van die invloed van die Regeringsbeleid ten opsigte van openbare besteding, soos deur hom gesien, moet weerspieël. Die ramings weerspieël dus die persoonlike menings van die rekenpligtige amptenare van staatsdepartemente en die provinsiale administrasies, stadsklerke en die hoofde van ander openbare instellings.

Local authorities, regional services councils and joint services boards(i) Government enterprises

All housing, abattoir, electricity, gas, water, passenger transport and market departments and sewerage and sanitary services of local authorities are included. As far as the other enterprise activities of local authorities are concerned, only those activities in respect of which separate accounts are kept and where the information is thus readily available are regarded as enterprise departments. This group includes mainly farms, plantations and forests, stone crushers and sand supply services. The questionnaire called for separate figures in respect of the housing, electricity, water departments and sewerage and sanitation and grouped all other enterprise departments together. Phalaborwa Water Board is also covered.

(ii) General government

All activities not regarded as enterprise departments are classified to the general government sector. It includes mainly the rate and general services of local authorities, regional services councils and joint services boards.

Universities and technikons

All universities except Fort Hare are included, as well as all technikons.

Agricultural control boards

All agricultural control boards, as well as the SA Wool Board are covered.

Public corporations

The following are included amongst others: ESKOM, Rand Water Board, South African Broadcasting Corporation, Phosphate Development Corporation (Pty.) Ltd., South African Development Trust Corporation Ltd. and its subsidiaries, SA Mint Company, SA Reserve Bank, Land and Agricultural Bank of South Africa, Industrial Development Corporation of SA Ltd. and its full subsidiaries, Atomic Energy Corporation of South Africa Ltd., Mossgas, Soekor, Alusaf Ltd., Alexander Bay Development Corporation, Armaments Corporation of SA Ltd and its subsidiaries, SA Post Office Ltd, Telkom SA Ltd. and Transnet Ltd.

PERSONAL OPINIONS

As with previous surveys, the Central Statistical Service stipulated that the estimates of the expected capital expenditure of each public institution should reflect the personal opinion of the head of the institution concerned, after taking into account the influence of Government Policy in regard to public expenditure as visualised by him. The estimates, therefore, reflect the personal opinions of the accounting officers of government departments and provincial administrations, town clerks and the heads of other institutions.

BEGRIPE EN DEFINISIESAlgemene besteding

Respondente is versoek om alle bestedings aan nuwe konstruksiewerk en alle aankope van grond en bestaande (gebruikte) geboue in te sluit. Aankope van installasies, masjinerie en uitrusting is slegs van owerheidsondernemings en -maatskappye, Transnet Bpk., SA Poskantoor Bpk., Telkom SA Bpk., universiteite, techniciërs, landbouoewerrade en openbare korporasies gevra.

Die vraaglys het nie vir toevoegings tot voorrade voorsiening gemaak nie.

Die syfers van Transnet Bpk sluit alle kapitaalbesteding van die kapitaalbegroting in.

Plaaslike owerrede, streeksdiensterade en gesamentlike diensterade is versoek om uitgawes wat normaalweg teen "kapitaal-aanleg" of teen vaste batrekenings geboekteer word, asook woonhuise wat vir verkooftoggerig is of sal word, in te sluit. Die aankoop van masjinerie en uitrusting deur die algemene owerheidsafdelings word, volgens huidige rekeningspraktyk, nie as kapitaalbesteding beskou en is derhalwe nie in Table 1 ingesluit nie.

Openbare korporasies en landbouoewerrade is versoek om alle uitgawes wat besigheidsmasjinerie teen vaste batrekenings debiteer, te sluit.

Kapitaalbesteding wat gefinansier word uit lenings of skenke wat van ander openbare liggaame ontvang word, is ingesluit in die besteding van die owerende liggaam vir wie se rekening die uitgawe aangegaan word. Uitgawes ten opsigte van nasionale paaie is ingesluit in die rekening van die sentrale algemene owerheid.

Die toestaan van lenings en voorskotte word nie deur die opname dekke nie.

Verwagte kapitaalbesteding

Die opname bejag word dat dit vir die verskillende owerende liggaame dikwels moeilik is om betroubare raminge van hulle toekomstige kapitaalbesteding op 'n tydspek van drie jaar vooruit te maak. Die owerende liggaame is egter versoek om raminge van hulle toekomstige kapitaalbesteding te maak met inagneming van spesifieke projekte wat oorweeg is, asook enige ander faktore wat hulle toekomstige kapitaalbesteding kan beïnvloed. Die beskikbaarheid van fondse is 'n belangrike faktor in hierdie verband. Die geval van owerheidsliggaame word fondse slegs op 'n jaarlikse basis bewillig en dit kan 'n baie belangrike invloed op die gerealiseerde kapitaalbesteding uit oefen.

Die resultate van die opname is derhalwe slegs raminge wat onderwerp is aan veranderings as gevolg van fisiese en ander maatreëls, wat deur ekonomiese toestande geïnduseer mag word.

Die raminge van toekomstige kapitaalbesteding is gebaseer op pryse wat tydens die opname gerealiseer is.

CONCEPTS AND DEFINITIONSCapital expenditure

Respondents were requested to include all expenditure on new construction work and all purchases of land and existing (used) buildings. Purchases of plant, machinery and equipment were called for only from government enterprises and ancillary services, Transnet Ltd., SA Post Office Ltd., Telkom SA Ltd., universities, technicians, agricultural control boards and public corporations.

The questionnaire did not call for additions to inventories.

The figures for Transnet Ltd include all capital expenditure of the capital budget.

Local authorities, regional services councils and joint services boards were requested to include costs normally chargeable to "capital outlay" or to fixed asset accounts, as well as dwelling-houses erected or to be erected for sale. Purchases of machinery and equipment by general government departments are, according to national accounts practices, not regarded as capital formation and are, therefore, not included in Table 1.

Public corporations and agricultural control boards were required to show all costs normally chargeable to fixed asset accounts by business firms.

Capital expenditure financed from loans or grants from other public bodies, is included in the expenditure of the public body for whose account the expenditure is incurred. Expenditure in respect of national roads is included in the data for the central general government.

The granting of loans and advances are not covered by this survey.

Expected capital expenditure

It should be realised that the different public bodies often experience difficulties in furnishing reliable estimates of their future capital expenditure for a period of three years in advance. The public bodies were, however, requested to make estimates of their future capital expenditure, taking into account specific projects that were under consideration and any other information that might affect their future capital expenditure. The availability of funds is an important factor in this regard. In the case of government bodies, funds are voted on an annual basis only, and this can eventually exercise an important influence on the realised capital expenditure.

The results of the survey are, therefore, merely estimates which are liable to changes as a result of fiscal and other measures which may be necessitated by economic conditions.

The estimates of future capital expenditure were based on prices ruling during the time of the survey.

Toewysing van konstruksiewerk aan private firmas

Die respondente is versoek om ook die waarde van konstruksiewerk, wat aan private konstruksiefirmas vir uitvoering toegewys is of moontlik toegewys sal word, te verstrek. Die private ingenieurs- en konstruksiefirmas verlang hierdie inligting. Die verskil tussen die bedrag vir konstruksiewerk wat aan private konstruksiefirmas toegewys is en die totale konstruksie wat in die tabelle getoon word, verteenwoordig die waarde van konstruksiewerk wat die openbare liggame departementeel met hulle eie werknemers onderneem het of sal onderneem.

Nuwe konstruksie

Nuwe konstruksiewerke wat deur owerheidsliggame gefinansier word uit fondse wat vir "klein werke" bewillig word, is ingesluit.

Gelde betaalbaar aan argitekte, ingenieurs en ander professionele firmas in verband met nuwe konstruksies is ingesluit by die betrokke soort konstruksiewerk.

Nuwe konstruksies sluit in besteding op werke onder konstruksie (werk aan die gang).

Nuwe konstruksies sluit nie die onderhoud en herstel van bestaande konstruksies in nie, maar sluit in verbeterings wat as kapitaalbesteding beskou kan word.

Woongeboue

Woonhuise, woonstelle, koshuise, ens. is ingesluit.

Nie-woongeboue

Hierdie kategorie omvat bv. kantore, klinieke, hospitale, skole, lesingsale, gevangnisse en restaurante.

Ander konstruksies (d.w.s. konstruksies, uitgesonderd geboue) (Nie van toepassing op openbare korporasies nie)

Die volgende is ingesluit: Elektriesiteits-, gas- en waterhoofleidings en meters, transformators, opgaardamme, filterinstallasies en ander watervoorsieningsprojekte, verkoelings-torings en damme (elektriesiteit), spoorwagsylyne, paaie, strate, brûe, ontwikkeling van grond, bebossing en ontwikkeling van plantasies, mynbou-ontwikkeling, opmeting en ontwikkeling van dorpsgebiede.

In sommige gevalle is sekere van hierdie poste afsonderlik in die vraelyste gespesifiseer.

Siviele ingenieurs- en ander konstruksies - openbare korporasies

In die vraelys van openbare korporasies word konstruksies (uitgesonderd geboue), onderverdeel in (i) siviele ingenieurskonstruksies en (ii) ander konstruksies. Die eersgenoemde kategorie omvat hoofsaaklik die konstruksie van paaie, strate en brûe; spoorlyne met inbegrip van sylyne, rangeerwerwe en brûe; aanloopbare vir vliegtuie; skeepswerwe, -hawes en -kaate; watervoorsieningsprojekte, soos damme, reservoïrs, kanale en filteringsinstallasies;

Construction work allocated to private firms

The respondents were requested to furnish also the values of construction work assigned to or likely to be assigned to private construction firms for execution. Private engineering and construction firms require this information. The difference between the amount for construction work assigned to private construction firms and the total construction shown in the tables, represents the value of construction work undertaken or to be undertaken departmentally by the public bodies with their own employees.

New construction

New construction works financed by government bodies from funds voted for "minor works" are included.

Fees payable to architects, engineers and other professional firms in connection with new constructions are included in the appropriate type of construction work.

New constructions include expenditure on works under construction (work in progress).

New constructions do not include maintenance and repairs of existing constructions, but include expenditure on improvements that can be regarded as capital expenditure.

Residential buildings

Houses, flats, hostels, etc. are included.

Non-residential buildings

This category comprises e.g. offices, clinics, hospitals, schools, lecture rooms, prisons, restaurants.

Other constructions (i.e. constructions, except buildings) (Not applicable to public corporations)

The following are included: Electricity, gas and water mains and meters, transformers, reservoirs, filtration plants and other water supply projects, cooling ponds and towers (electricity), railway sidings, roads, streets, bridges, development of land, afforestation and development of plantations, mining developments, survey and development of townships.

In some cases certain of these items were specified separately in the questionnaires.

Civil engineering and other constructions - public corporations

In the questionnaire for public corporations, non-building construction is subdivided into (1) civil engineering constructions and (ii) other constructions. The former category comprises mainly the construction of roads, streets and bridges; railway lines including sidings, shunting yards and bridges; aircraft runways; shipyards, harbours and wharves; water supply projects, such as dams, reservoirs, canals and filtration plants; sewerage works, pipelines;

rioolwerke; pypleidings; elektrisiteitshoofleidings; skagte en tonnels; toringstrukture soos mynskag- en waterverkoelingstorings en fabriekskoorstene; sportvelde en swembaddens; grondwerke; en hulsel- en steunstrukture vir masjinerie en uitrusting. Uitgrawingswerke en die konstruksie van fondasies in verband met die oprigting van geboue word ingesluit as dit deur 'n siviele ingenieursaannemer gedoen word. Dieselfde geld vir die konstruksie van rylane op persele en van parkeerterreine.

Masjinerie en uitrusting

Die aankoop van masjinerie en uitrusting deur algemene owerheidsafdelings word, volgens nasionale rekeningep praktyk, nie as kapitaalvorming beskou nie en is derhalwe nie in Tabel 1 ingesluit nie. Inligting oor die aankoop van masjinerie en uitrusting deur die sentrale algemene owerheid, provinsiale administrasies en regeeringsdienste van selfregerende gebiede is nie beskikbaar nie.

Boekjare

Die besonderhede wat in die tabelle aangetoon word, uitgesonderd in Tabel 1, dek die boekjare van die respondente, behalwe in die geval van openbare korporasies en landboubeheerrade. Beide die openbare korporasies en landboubeheerrade is versoek om die inligting op 'n kalenderjaarbasis te verstrek.

Ter einde 'n geheelbeeld van die openbare sektor te gee, is die gegewens van alle openbare liggane omgerekend na kalenderjare vir insluiting in Tabel 1.

Simbole gebruik

.. = Nie van toepassing nie/Nie beskikbaar nie
- = Nil

shafts and tunnels; tower structures such as mine headgear, water cooling towers and factory chimneys; sport fields and swimming baths; earthworks; and housing and supports for machinery and equipment. Excavations and the construction of foundations in connection with the erection of buildings are included if undertaken by a civil engineering contractor. The same applies to the construction of driveways on premises and of parking lots.

Machinery and equipment

Purchases of machinery and equipment by general government departments are, according to national accounts practice, not regarded as capital formation and are, therefore, not included in Table 1. Information on the purchases of machinery and equipment by the central general government, provincial administrations and government services of self-governing territories are not available.

Financial years

The data shown in the tables, other than Table 1, cover the financial years of the respondents, except in the case of public corporations and agricultural control boards. Public corporations and agricultural control boards were requested to furnish the information on a calendar year basis.

In order to present a complete picture of the public sector, the data for all public bodies have been converted to calendar years for inclusion in Table 1.

Symbols used

.. = Not applicable/Not available
- = Nil

TABEL 1 - OPENBARE SEKTOR - OPSOMMING
HERKLIKE EN VERWAGTE KAPITAALBESTEDING GEDURENDE
DIE JARE 1992 TOT 1995

TABLE 1 - PUBLIC SECTOR - SUMMARY
ACTUAL AND EXPECTED CAPITAL EXPENDITURE DURING
THE YEARS 1992 TO 1995

P9101.1

R1 000

Soort instelling Type of body	Verwagte kapitaalbesteding Expected capital expenditure							
	1992		1993		1994		1995	
	Totaal Total	Toewysing aan private konstruksie- firmas Allocation to private construction firms	Totaal Total	Toewysing aan private konstruksie- firmas Allocation to private construction firms	Totaal Total	Toewysing aan private konstruksie- firmas Allocation to private construction firms	Totaal Total	Toewysing aan private konstruksie- firmas Allocation to private construction firms
A. NUWE KONSTRUKSIES - NEW CONSTRUCTIONS								
Sentrale owerheid - Central government:	1 945 999	1 652 211	2 168 336	1 877 858	2 318 686	2 109 433	2 464 554	2 260 148
Algemene owerheid - General government	247 656	84 781	16 046	16 046	1 967	1 967	-	-
Ondernemings en hulpdiens - Enterprises and ancillary services	550 379	320 217	675 683	415 894	915 403	632 413	956 521	672 503
Provisiale administrasies - Provincial administrations								
Streeksdiensrade ens. - Regional Services Councils etc.:								
Algemene owerheid - General government	66 789	53 136	51 014	31 789	55 188	37 215	52 307	34 435
Ondernemings - Enterprises 1/	156 245	110 449	266 125	196 394	296 229	226 170	306 404	230 344
Plaaslike owerheid - Local authorities 2/								
Algemene owerheid - General government	1 368 018	924 207	1 595 535	1 092 923	1 739 664	1 180 435	1 634 931	1 096 003
Ondernemings - Enterprises 1/	1 659 398	1 123 338	2 132 274	1 469 974	2 319 097	1 590 643	2 208 779	1 454 137
Regeringsdiens van selfregerende gebiede - Government services of self-governing territories	976 496	891 249	1 369 204	1 214 135	1 625 690	1 337 939	1 598 451	1 419 852
Plaaslike owerheid vir Swartes - Local authorities for Blacks:								
Algemene owerheid - General government	120 162	115 446	132 464	127 778	178 096	175 898	190 849	189 671
Ondernemings - Enterprises 1/	387 707	288 705	499 300	383 733	570 290	436 553	558 871	424 715
Universiteite en teknikon - Universities and technicians	332 235	321 404	343 671	336 349	202 923	195 855	202 386	194 124
Landboubeheerrade - Agricultural control boards	757	736	2 008	1 988	945	945	480	480
Openbare korporasies - Public corporations	4 650 678	3 481 293	5 692 860	4 260 480	8 553 659	6 963 734	7 974 164	6 329 269
TOTAAL A - TOTAL A	12 462 519	9 367 172	14 944 520	11 425 341	18 877 837	14 889 200	18 148 697	14 305 681

1/ Sluit ook in woongeboue van behuisingstemas.

2/ Plaaslike owerhede vir Blankes, Kleurlinge en Indiers.

1/ Also include residential buildings of housing schemes.

2/ Local authorities for Whites, Coloureds and Indians.

TABEL 1 - OPENBARE SEKTOR - OPSOMMING (VERVOLG)

TABLE 1 - PUBLIC SECTOR - SUMMARY (CONTINUED)

R1 000

Soort instelling Type of body	Werklike of geraande kapitaalbesteding Actual or estimated capital expenditure		Verwagte kapitaalbesteding Expected capital expenditure				
	1992		1993		1994		1995
	Totaal Total	Toewysing aan private konstruksie- firmas Allocation to private construction firms	Totaal Total	Toewysing aan private konstruksie- firmas Allocation to private construction firms	Totaal Total	Toewysing aan private konstruksie- firmas Allocation to private construction firms	Totaal Total
B. AANKOOP VAN MASJINERIE EN UITRUSTING - PURCHASES OF MACHINERY AND EQUIPMENT							
Sentrale owerheid - Central government; Ondernemings en hulpdienste - Enter- prises and ancillary services Streekdiensterade - Regional Services Councils;	824 297	..	111 555	..	66 137	..	66 178
Plaaslike owerhede - Local authorities 2/ Ondernemings - Enterprises 1/ Plaaslike owerhede vir Swartes - Local authorities for Blacks;	4 556	..	6 623	..	7 031	..	7 707
Ondernemings - Enterprises 1/ Universiteite en techniekons - Universities and techniekons Landboubeheerrade - Agricultural control boards	213 419	..	218 231	..	309 275	..	327 429
Openbare korporasies - Public corpora- tions	10 516	..	13 947	..	11 422	..	9 755
	186 558	..	196 052	..	204 530	..	208 090
	5 355	..	4 272	..	4 228	..	2 247
	3 268 320	..	3 922 836	..	3 880 676	..	3 726 501
TOTAAL B - TOTAL B 3/	4 513 121	..	4 473 516	..	4 483 299	..	4 347 907

3/ Die aankoop van masjinerie en uitrusting deur algemene owerheidsafdelings word, volgens nasionale rekeninge praktyk, nie as kapitaalvorming beskou nie en is derhalwe uitgesluit uit die gegewens.

3/ The purchases of machinery and equipment by general government departments are, according to national accounts practices, not regarded as capital formation and are, therefore, excluded from the data.

TABEL 1 - OPENBARE SEKTOR - OPSOMMING (AFGESLUIT)

TABLE 1 - PUBLIC SECTOR - SUMMARY (CONCLUDED)

Soort instelling Type of body	Werklike of geraande kapitaalbesteding Actual or estimated capital expenditure		Verwagte kapitaalbesteding Expected capital expenditure					
	1992		1993		1994		1995	
	Totaal Total	Toewysing aan private konstruksie- firmas Allocation to private construction firms	Totaal Total	Toewysing aan private konstruksie- firmas Allocation to private construction firms	Totaal Total	Toewysing aan private konstruksie- firmas Allocation to private construction firms	Totaal Total	Toewysing aan private konstruksie- firmas Allocation to private construction firms
C. AANKOOP VAN GROND EN BESTAANDE GEBOUE - PURCHASES OF LAND AND EXISTING BUILDINGS								
Sentrale owerheid - Central government:								
Algemene owerheid - General government:	79 418	..	82 550	..	50 165	..	45 351	..
Ondernemings en hulpdienste - Enterprises and ancillary services	364	..	-	..	-	..	-	..
Provinciale administrasies - Provincial administrations	37 997	..	46 577	..	58 521	..	56 985	..
Streeksdienskerade - Regional Services Councils:								
Algemene owerheid - General government	10 813	..	6 978	..	6 477	..	6 355	..
Ondernemings - Enterprises	8 414	..	6 304	..	6 919	..	6 100	..
Plaaslike owerhede - Local authorities 2/								
Algemene owerheid - General government	80 316	..	80 121	..	81 928	..	70 803	..
Ondernemings - Enterprises	9 585	..	9 574	..	38 119	..	62 706	..
Regeringsdienste van selfregerende ge- blede - Government services of self- governing territories	709	..	1 479	..	3 988	..	2 800	..
Plaaslike owerhede vir Swartes - Local authorities for Blacks:								
Algemene owerheid - General government	10 765	..	14 974	..	10 389	..	6 354	..
Ondernemings - Enterprises	2 077	..	11 514	..	14 760	..	10 530	..
Universiteite en teknikon - Universities and technikon	13 988	..	56 395	..	9 500	..	6 800	..
Landboubeheerrade - Agricultural control boards	50 795	..	185	..	-	..	-	..
Openbare korporasies - Public corpora- tions	36 791	..	99 224	..	55 763	..	41 439	..
TOTAAL C - TOTAL C	342 032	..	415 875	..	336 529	..	316 223	..
D. GROOTTOTAAL - GRAND TOTAL								
Kapitaalbesteding (A + B + C) - Capital expenditure (A + B + C)	17 317 672	9 367 172	19 833 911	11 425 341	23 697 665	14 889 200	22 812 827	14 305 681

2/ Plaaslike owerhede vir Blankes, Kleurlinge en Indiers.

2/ Local authorities for Whites, Coloureds and Indians.

TABLE 2 - CENTRAL GOVERNMENT
ACTUAL AND EXPECTED CAPITAL EXPENDITURE DURING THE
FINANCIAL YEARS ENDING ON 31 MARCH 1993 TO 1996

R1 000

Pos Item	Geraande werklike kapitaalbesteding Estimated actual capital expenditure		Verwagte kapitaalbesteding Expected capital expenditure				
	1993		1994		1995		1996
	Total Total	Toewysing aan private konstruksie- firmas Allocation to private construction firms	Total Total	Toewysing aan private konstruksie- firmas Allocation to private construction firms	Total Total	Toewysing aan private konstruksie- firmas Allocation to private construction firms	Total Total
Nuwe konstruksies - New constructions:	128 561	124 916	111 380	107 526	100 945	95 954	87 970
Woongeboue - Residential buildings	875 839	860 956	1 154 724	1 136 769	1 179 427	1 161 801	1 100 483
Nie-woongeboue (bv. skole) - Non-residen- tial buildings (e.g. schools)	629 339	498 852	711 188	578 289	811 732	801 897	999 125
Paaië, strate, brue en verwante konstruk- sies - Roads, streets, bridges and re- lated constructions	13 462	8 775	3 664	3 154	39 821	4 011	33 874
Waterskemas en ander waterwerke - Water schemes and other water works:	76 762	5 040	57 950	-	76 796	-	-
Damme en oppaardamme - Dams and reser- voirs	48 867	24 042	57 052	28 986	17 768	10 543	316
Kanale - Canals	4 500	-	3 300	-	1 000	-	-
Pypleidings - Pipe lines	13 451	1 736	10 408	575	12 617	683	1 489
Tonnels - Tunnels	18 908	18 251	7 842	7 818	4 785	4 758	6 188
Ander - Other	120 069	118 221	14 423	14 415	17 690	17 658	14 775
Riolering - Sewerage	88 357	50 551	86 478	55 832	89 531	70 818	46 602
Elektrisiteitsvoorsiening - Electricity supply	2 018 115	1 711 340	2 218 409	1 933 364	2 352 112	2 168 123	2 290 822
Ander konstruksies - Other constructions	74 489	..	85 237	..	38 475
Subtotaal - Subtotal	2 092 604	1 711 340	2 303 646	1 933 364	2 390 587	2 168 123	2 290 822
Aankoop van grond en bestaande (gebruikte) geboue - Purchases of land and existing (used) buildings
TOTAAL A - TOTAL A	2 092 604	1 711 340	2 303 646	1 933 364	2 390 587	2 168 123	2 290 822

A. ALGEMENE OERHEID - GENERAL GOVERNMENT

TABEL 2 - SENTRALE OORHEID (AFGESLUIT)

R1 000

TABLE 2 - CENTRAL GOVERNMENT (CONCLUDED)

Pos Item	Geraande werklike kapitaalbesteding Estimated actual capital expenditure		Vervagte kapitaalbesteding Expected capital expenditure					
	1993		1994		1995		1996	
	Totaal Total	Toewysing aan private konstruksie- firmas Allocation to private construction firms	Totaal Total	Toewysing aan private konstruksie- firmas Allocation to private construction firms	Totaal Total	Toewysing aan private konstruksie- firmas Allocation to private construction firms	Totaal Total	Toewysing aan private konstruksie- firmas Allocation to private construction firms
B. OORHEIDSONDERNEMINGS EN -HULPDIENSTE 1/ - GOVERNMENT ENTERPRISES AND ANCILLARY SERVICES 1/								
Nuwe konstruksies - New constructions:								
Hoopgeboue - Residential buildings	-	-	-	-	-	-	-	-
Nie-woongeboue - Non-residential buildings	40 286	40 286	7 869	7 869	-	-	-	-
Paaië, strate en verwante konstruksies - Roads, streets and related construc- tions	-	-	-	-	-	-	-	-
Waterskemas en ander waterwerke - Water schemes and other water works:	-	-	-	-	-	-	-	-
Ander konstruksies - Other constructions	286	286	-	-	-	-	-	-
Subtotaal - Subtotal	40 572	40 572	7 869	7 869	-	-	-	-
Aankoop van vervoeruitrusting - Purchases of transport equipment	-	-	-	-	-	-	-	-
Aankoop van ander masjinerie en uitrus- ting - Purchases of other machinery and equipment	97 717	..	115 168	..	49 460	..	71 750	..
Aankoop van grond en bestaande (gebruikte) geboue - Purchases of land and existing (used) buildings	-	-	-	-	-	-	-	-
TOTAAL B - TOTAL B	138 289	40 572	124 037	7 869	49 460	-	71 750	-
C. GROOTTOTAAL - GRAND TOTAL								
Kapitaalbesteding (A + B) - Capital expenditure (A + B)	2 230 893	1 751 912	2 427 683	1 941 233	2 440 047	2 168 123	2 621 427	2 290 822

1/ Uitsluitende Transnet Bpk., SA Poskantoor Bpk., en Telkom SA Bpk.

1/ Excluding Transnet Ltd., SA Post Office Ltd., and Telkom SA Ltd.

P9101.1
 TABLE 3 - PROVINCIAL ADMINISTRATIONS 1/
 ACTUAL AND EXPECTED CAPITAL EXPENDITURE DURING THE
 FINANCIAL YEARS ENDING ON 31 MARCH 1993 TO 1996

TABEL 3 - PROVINSIALE ADMINISTRASIES 1/
 WERKLIKE EN VERWAGTE KAPITAALBESTEDING GEDURENDE DIE
 BOEKJARE EINDIGENDE OP 31 MAART 1993 TOT 1996

R1 000

Pos Item	Verwagte kapitaalbesteding Expected capital expenditure							
	1993		1994		1995		1996	
	Geraamde werkl kapitaalbesteding Estimated actual capital expenditure							
	Totaal Total	Toewysing aan private konstruksie- firmas Allocation to private construction firms	Totaal Total	Toewysing aan private konstruksie- firmas Allocation to private construction firms	Totaal Total	Toewysing aan private konstruksie- firmas Allocation to private construction firms	Totaal Total	Toewysing aan private konstruksie- firmas Allocation to private construction firms
Nuwe konstruksies - New constructions: Hoorgeboue - Residential buildings Nie-woongeoue - Non-residential buildings Paaië, strate, brue en verwante konstruksies - Roads, streets, bridges and related constructions 2/ Waterkemas en ander waterwerke - Water schemes and other water works Ander konstruksies - Other constructions	29 946 162 522 308 293	26 547 144 837 116 963	19 805 273 175 379 946	18 874 259 401 122 413	15 724 497 843 434 353	14 705 482 680 167 707	8 495 492 238 422 440	7 271 477 731 157 221
Subtotaal - Subtotal	521 571	308 011	727 053	451 854	578 186	692 599	949 299	665 804
Aankoop van grond en bestaande (gebruikte) geboue - Purchases of land and existing (used) buildings	40 343	..	48 654	..	61 811	..	55 376	..
TOTAAL - TOTAL	561 914	308 011	775 707	451 854	1 039 997	692 599	1 004 675	665 804
Aankoop van vervoer- en groot p uitrusting - Purchases of transport and major road equipment 3/	94 933	..	125 810	..	144 003	..	121 950	..

1/ Die kapitaalbesteding ten opsigte van onderwys wat voorgeen uit die
 onderwysbegrotingsposte van die provinsiale administrasies besly is,
 is soos in die vorige statistiese verslagstelling by hierdie tabel ingesluit.

2/ Uitgesonderd nasionale paaie.

3/ Nie in Tabel 1 ingesluit nie - kyk na verduidelikende opmerkinge.

1/ The capital expenditure relating to education which had previously been
 defrayed from the education votes of the provincial administrations, is
 included in this table as in the previous statistical release.

2/ Excluding national roads.

3/ Not included in Table 1 - see explanatory notes.

TABEL 4 - STREKSDIENSTERADE EN GESAMENTLIKE DIENSTERADE 1/
MERKLIKE EN VERWAGTE KAPITAALBESTEDING GEDURENDE DIE
BOEKJAAR EINDIGENDE OP 30 JUNIE 1992 TOT 1996

TABLE 4 - REGIONAL SERVICES COUNCILS AND JOINT SERVICES BOARDS 1/
ACTUAL AND EXPECTED CAPITAL EXPENDITURE DURING THE
FINANCIAL YEARS ENDING ON 30 JUNE 1992 TO 1996

R1 000

Pos Item	Verwagte kapitaalbesteding Expected capital expenditure								
	1992		1993		1994		1995		1996
	Totaal Total	Toewysing aan private konstruksie- firmas Allocation to private construction firms	Totaal Total	Toewysing aan private konstruksie- firmas Allocation to private construction firms	Totaal Total	Toewysing aan private konstruksie- firmas Allocation to private construction firms	Totaal Total	Toewysing aan private konstruksie- firmas Allocation to private construction firms	Totaal Total
Nuwe konstruksies - New construc- tions:									
Woongeboue - Residential buildings	1 157	499	263	258	219	207	100	100	100
Nie-woongeboue - Non-residential buildings	4 951	2 006	10 849	6 221	16 182	9 222	15 505	8 135	18 453
Paale, strate, brue en verwante konstruksies - Roads, streets, bridges and related constructions	56 460	55 261	4 910	3 297	15 292	14 637	5 574	5 169	5 901
Ander konstruksies - Other constructions	29 448	26 938	25 540	11 790	28 773	17 945	28 727	19 012	30 251
Subtotaal - Subtotal	92 016	87 704	41 562	21 566	60 466	42 011	49 506	32 416	54 705
Aankoop van grond en bestaande (gebruikte) geboue - Purchases of land and existing (used) buildings	14 274	..	7 352	..	6 603	..	6 350	..	6 360
TOTAAL A - TOTAL A	106 290	84 704	48 914	21 566	67 069	42 011	56 256	32 416	61 065

A. ALGEMENE OERBEHODSAFDELINGS - GENERAL GOVERNMENT DEPARTMENTS

1/ Sluit ook uitgawes in ten opsigte van agentskapsdiens-
te aan ander
overheidsliggame.

1/ Also include expenditure in respect of agency services to other govern-
ment bodies.

2/ Sluit ook in uitgawes ten opsigte van behuisingsskemas.

2/ Also include expenditure in respect of housing schemes.

TABEL 4 - STREKSDIENSTERADE EN GESAMENTLIKE DIENSTERADE
(VERVOLG)

R1 000

Pos Item	Verwagte kapitaalbesteding Expected capital expenditure											
	1992		1993		1994		1995		1996		1996	
	Totaal Total	Toewysing aan private konstruksie- firmas Allocation to private construction firms	Totaal Total	Toewysing aan private konstruksie- firmas Allocation to private construction firms	Totaal Total	Toewysing aan private konstruksie- firmas Allocation to private construction firms	Totaal Total	Toewysing aan private konstruksie- firmas Allocation to private construction firms	Totaal Total	Toewysing aan private konstruksie- firmas Allocation to private construction firms	Totaal Total	Toewysing aan private konstruksie- firmas Allocation to private construction firms

8. ONDERNEMINGSAFDELINGS - ENTERPRISE DEPARTMENTS

Nuwe konstruksies - New constructions:												
Behuising - Housing:												
Woongeboue - Residential buildings	1 842	1 082	26 378	14 815	36 794	21 849	37 996	19 761	42 905			
Nie-woongeboue - Non-residential buildings	2 120	1 060	27 094	13 530	18 176	8 976	20 657	10 200	21 592			
Paaië en strate - Roads and streets	4 605	3 930	40 675	36 505	39 619	35 496	40 665	36 434	45 732			
Riolering - Sewerage	1 803	1 556	22 079	19 871	24 314	21 943	25 600	23 100	27 600			
Ander konstruksies - Other constructions	10 260	7 216	40 825	24 525	42 227	25 356	43 200	25 933	44 200			
Elektrisiteit - Electricity:												
Nie-woongeboue - Non-residential buildings	456	-	430	30	14	-	17	-	23			
Ander konstruksies - Other constructions	3 285	1 316	7 139	4 674	12 756	7 509	16 407	9 750	17 559			
Water:												
Nie-woongeboue - Non-residential buildings	2 883	2 563	4 181	3 866	3 670	3 605	610	610	-			
Ander konstruksies - Other constructions	35 524	26 905	47 782	29 530	96 863	84 611	88 813	75 953	94 715			
Riolering en sanitasie - Sewerage and sanitation:												
Nie-woongeboue - Non-residential buildings	848	848	756	756	4	-	5	-	7			

TABEL 4 - STREKSDIENSTERADE EN GESAMENTLIKE DIENSTERADE (VERVOLG)
 TABLE 4 - REGIONAL SERVICES COUNCILS AND JOINT SERVICES BOARDS (CONTINUED)
 R1 000

Pos Item	Werklike of geraamde kapitaalbesteding Actual or estimated capital expenditure		Verwagte kapitaalbesteding Expected capital expenditure						
	1992		1993		1994		1995		1996
	Totaal Total	Toewysing aan private konstruksie- firmas Allocation to private construction firms	Totaal Total	Toewysing aan private konstruksie- firmas Allocation to private construction firms	Totaal Total	Toewysing aan private konstruksie- firmas Allocation to private construction firms	Totaal Total	Toewysing aan private konstruksie- firmas Allocation to private construction firms	Totaal Total
B. ONDERNEMINGSAFDELINGS - ENTERPRISE DEPARTMENTS (AFGESLUIT - CONCLUDED)									
Ander konstruksies - Other constructions	9 364	7 932	11 539	7 955	20 523	19 094	19 056	17 763	21 292
Ander ondernemingsafdelings - Other enterprise departments:									
Nie-woongeboue - Non-residential buildings	2 128	2 124	3 003	3 000	2 234	2 220	2 037	2 020	2 023
Ander konstruksies - Other constructions	2 503	2 393	2 975	2 915	187	157	-	-	80
Subtotaal - Subtotal	77 521	58 925	234 856	161 972	297 381	230 816	295 063	221 524	317 728
Aankoop van masjinerie en vervoer- en ander uitrusting - Purchases of machinery and transport and other equipment:									
Behuising - Housing	1 107	..	1 603	..	2 823	..	2 120	..	2 642
Ander ondernemings - Other enterprises	2 082	..	4 517	..	4 295	..	4 816	..	5 832
Aankoop van grond en bestaande (gebruikte) geboue - Purchases of land and existing (used) buildings:									
Behuising - Housing	1 012	..	3 843	..	6 636	..	5 100	..	7 100
Ander ondernemings - Other enterprises	11 945	..	25	..	100	..	-	..	-
TOTAAL B - TOTAL B	93 767	58 925	244 844	161 972	313 241	230 816	307 099	221 524	333 302

P9101.1

TABEL 4 - REGIONAL SERVICES COUNCILS AND JOINT SERVICES BOARDS
(CONCLUDED)

TABEL 4 - STREKSDIENSTERADE EN GESAMENTLIKE DIENSTERADE
(AFGESLUIT)

R1 000

Pos Item	Vervagte kapitaalbesteding Expected capital expenditure											
	1992		1993		1994		1995		1996			
	Totaal Total	Toewysing aan private konstruksie- firmas Allocation to private construction firms	Totaal Total	Toewysing aan private konstruksie- firmas Allocation to private construction firms	Totaal Total	Toewysing aan private konstruksie- firmas Allocation to private construction firms	Totaal Total	Toewysing aan private konstruksie- firmas Allocation to private construction firms	Totaal Total	Toewysing aan private konstruksie- firmas Allocation to private construction firms	Totaal Total	Toewysing aan private konstruksie- firmas Allocation to private construction firms
Aankoop van masjinerie en vervoer- en ander uitrusting deur algemene overheidsafdelings - Purchases of machinery and transport and other equipment by general government departments 3/	25 561	..	39 554	..	26 553	..	25 813	..	26 526
C. GROOTTOTAAL - GRAND TOTAL												
Totale kapitaalbesteding - Total capital expenditure	225 618	143 629	333 312	183 538	406 863	272 827	389 168	253 940	420 893

3/ Nie in Tabel 1 ingesluit nie - kyk na verduidelikende opmerkings.

3/ Not included in Table 1 - see explanatory notes.

TABLE 5 - LOCAL AUTHORITIES FOR WHITES, COLOURED AND INDIANS
(CONTINUED)

R1 000

Pos Item	Herlike of geraamde kapitaalbesteding Actual or estimated capital expenditure		Verwagte kapitaalbesteding Expected capital expenditure							
	1992		1993		1994		1995		1996	
	Totaal Total	Toewysing aan private konstruksie- firmas Allocation to private construction firms	Totaal Total	Toewysing aan private konstruksie- firmas Allocation to private construction firms	Totaal Total	Toewysing aan private konstruksie- firmas Allocation to private construction firms	Totaal Total	Toewysing aan private konstruksie- firmas Allocation to private construction firms	Totaal Total	
B. ONDERNEMINGSAFDELINGS - ENTERPRISE DEPARTMENTS										
Nuwe konstruksies - New constructions:										
Behuising - Housing:										
Woongeboue - Residential buildings	148 874	130 043	245 429	203 453	273 267	225 438	251 341	216 762	197 583	
Nie-woongeboue - Non-residential buildings	12 388	10 093	9 227	6 768	9 575	6 476	5 349	2 413	7 125	
Paatje en strate - Roads and streets	37 557	27 615	36 603	20 390	65 208	44 560	50 930	33 591	53 348	
Riolering - Sewerage	6 350	3 852	9 930	6 450	14 405	9 387	19 993	17 763	14 976	
Ander konstruksies - Other constructions	7 785	7 639	14 534	6 209	14 578	6 856	6 544	2 510	8 552	
Elektrisiteit - Electricity: buildings	34 702	26 415	30 567	26 363	36 131	29 843	20 488	17 045	19 794	
Nie-woongeboue - Non-residential buildings	500 277	255 774	617 088	288 455	861 235	454 832	793 495	412 958	962 404	
Ander konstruksies - Other con- structions										
Water: buildings	9 379	6 114	11 538	9 103	10 382	6 533	10 627	4 456	6 649	
Nie-woongeboue - Non-residential buildings	361 204	270 875	450 575	340 643	495 741	373 812	444 565	319 492	358 100	
Ander konstruksies - Other constructions										
Riolering en sanitasie - Sewerage and sanitation:										
Nie-woongeboue - Non-residential buildings	13 039	10 343	12 899	9 951	9 107	7 328	10 642	8 430	11 288	
Ander konstruksies - Other constructions	306 593	226 117	379 233	316 355	581 441	485 277	563 475	440 946	486 768	

TABEL 5 - PLAASLIKE OERHEDE VIR BLANKES, KLEURLINGE EN INDIJERS
(AFGESLUIT)

R1 000

Pos Item	Vervagte kapitaalbesteding Expected capital expenditure								
	1992		1993		1994		1995		1996
	Totaal Total	Toewysing aan private konstruksie- firmas Allocation to private construction firms	Totaal Total	Toewysing aan private konstruksie- firmas Allocation to private construction firms	Totaal Total	Toewysing aan private konstruksie- firmas Allocation to private construction firms	Totaal Total	Toewysing aan private konstruksie- firmas Allocation to private construction firms	Totaal Total
B. ONDERNEMINGSAFDELINGS - ENTERPRISE DEPARTMENTS (AFGESLUIT - CONCLUDED)									
Ander ondernemings - Other enterprises:									
Nie-woongeboue - Non-residential buildings	16 020	14 586	11 372	10 179	18 289	17 491	8 174	7 159	47 765
Ander konstruksies - Other constructions	13 024	5 619	23 208	13 272	22 985	14 523	40 216	15 405	17 802
Subtotaal - Subtotal	1 466 592	989 085	1 852 203	1 257 591	2 412 345	1 682 356	2 225 839	1 498 930	2 192 154
Aankoop van masjinerie en vervoer- en ander uitrusting - Purchases of machinery and transport and other equipment:									
Behuising - Housing	2 577	..	5 327	..	7 631	..	5 101	..	4 284
Ander ondernemings - Other enterprises	209 995	..	208 938	..	214 565	..	391 252	..	254 221
Aankoop van grond en bestaande (gebruikte) geboue - Purchases of land and existing (used) buildings	10 280	..	8 889	..	10 259	..	65 978	..	59 433
TOTAAL B - TOTAL B	1 689 444	989 085	2 075 357	1 257 591	2 644 801	1 682 356	2 688 170	1 498 930	2 510 092
Aankoop van masjinerie en vervoer- en ander uitrusting deur algemene oewerheidsafdelings - Purchases of machinery and transport and other equipment by general government departments 1/	358 005	..	398 826	..	390 679	..	458 584	..	436 763
C. GROOTTOTAAL - GRAND TOTAL									
Totale kapitaalbesteding - Total capital expenditure	3 409 100	1 839 371	4 009 199	2 255 719	4 851 776	2 870 074	4 973 623	2 672 080	4 531 434

1/ Nie-in-Tabel-1 ingesluit nie - 1/ Not included in Table 1 - see explanatory notes.

TABEL 6 - GOVERNMENT SERVICES OF SELF-GOVERNING TERRITORIES 1/
ACTUAL AND EXPECTED CAPITAL EXPENDITURE DURING THE
FINANCIAL YEARS ENDING ON 31 MARCH 1993 TO 1996

TABEL 6 - REGERINGSDIENSTE VAN SELFREGERENDE GEBIEDE 1/
WERKLIKE EN VERWAGTE KAPITAALBESTEDING GEDURENDE DIE
BOEKJARE EINDIGENDE OP 31 MAART 1993 TOT 1996

R1 000

Pos Item	Geraande werklike kapitaalbesteding Estimated actual capital expenditure		Verwagte kapitaalbesteding Expected capital expenditure					
	1993		1994		1995		1996	
	Totaal Total	Toewysing aan private konstruksie- firmas Allocation to private construction firms	Totaal Total	Toewysing aan private konstruksie- firmas Allocation to private construction firms	Totaal Total	Toewysing aan private konstruksie- firmas Allocation to private construction firms	Totaal Total	Toewysing aan private konstruksie- firmas Allocation to private construction firms
ALGEMENE OORHEID - GENERAL GOVERNMENT								
Nuwe konstruksies - New constructions:	67 256	60 721	168 637	149 021	91 151	55 978	107 869	65 777
Woongeboue - Residential buildings	517 427	496 038	705 194	599 729	845 695	667 732	767 083	733 928
Nie-woongeboue - Non-residential buildings								
Paafie, strate, brue en verwante konstruksies - Roads, streets, bridges and related constructions	111 680	101 865	196 849	177 625	243 783	222 176	244 898	221 221
Water-skemas en ander waterwerke - Water schemes and other water works:								
Damme en opgaardamme - Dams and reservoirs	43 444	41 722	35 555	32 210	75 590	71 960	77 534	73 700
Kanale - Canals	18 000	18 000	-	-	-	-	-	-
Pypleidings - Pipe lines	77 473	69 158	110 010	102 350	126 738	118 758	123 330	114 410
Ander - Other	30 189	21 436	61 468	60 093	33 537	31 197	18 521	16 461
Riolering - Sewerage	43 706	37 737	72 313	56 923	101 736	72 626	98 985	92 685
Elektrisiteitsvoorsiening - Electricity supply	46 450	35 802	52 053	47 415	88 721	48 266	62 255	58 740
Ander konstruksies - Other constructions	46 403	43 127	89 517	75 945	63 437	58 445	73 997	67 164
Subtotaal - Subtotal	1 002 028	925 606	1 491 596	1 310 311	1 670 388	1 347 138	1 574 472	1 444 086
Aankoop van grond en bestaande (gebruikte) geboue - Purchases of land and existing (used) buildings	812	..	1 701	..	4 750	..	2 150	..
TOTAAL - TOTAL	1 002 840	925 606	1 493 297	1 310 311	1 675 138	1 347 138	1 576 622	1 444 086

1/ Gazankulu, KaNgwane, KwaMdebele, KwaZulu, Lebowa en Owaqwa.
Die uitgawes in die selfregerende gebiede deur die SA Ontwikkelingsstruik, staatsdepartemente en ander owerheidsliggame van die Republiek, is nie by hierdie tabel ingesluit nie.

1/ Gazankulu, KaNgwane, KwaMdebele, KwaZulu, Lebowa and Owaqwa.
The expenditure in the self-governing territories by the SA Development Trust, government departments and other government bodies of the Republic, is not included in this table.

TABLE 7 - PLAASLIKE OORHEDE VIR SWARTES
HERKLIKE EN VERWAGTE KAPITAALBESTEDING GEDURENDE DIE
BOEKJARE EINDIGEND OP 30 JUNIE 1992 TOT 1996

TABLE 7 - LOCAL AUTHORITIES FOR BLACKS
ACTUAL AND EXPECTED CAPITAL EXPENDITURE DURING THE
FINANCIAL YEARS ENDING ON 30 JUNE 1992 TO 1996

R1 000

Pos Item	Herklike of geraamde kapitaalbesteding Actual or estimated capital expenditure		Verwagte kapitaalbesteding Expected capital expenditure						
	1992		1993		1994		1995		1996
	Totaal Total	Toewysing aan private konstruksie- firmas Allocation to private construction firms	Totaal Total	Toewysing aan private konstruksie- firmas Allocation to private construction firms	Totaal Total	Toewysing aan private konstruksie- firmas Allocation to private construction firms	Totaal Total	Toewysing aan private konstruksie- firmas Allocation to private construction firms	Totaal Total
A. ALGEMENE OORHEIDSAFDELINGS - GENERAL GOVERNMENT DEPARTMENTS									
Nuwe konstruksies - New construc- tions:	456	452	433	383	1 835	1 813	2 290	2 250	1 295
Woongeboue - Residential buildings	15 467	14 900	16 174	15 347	30 472	29 958	29 634	29 519	25 956
Nie-woongeboue - Non-residential buildings	89 443	88 688	83 970	79 089	90 899	88 634	122 436	121 350	112 020
Paatse, strate, brue en verwante konstruksies - Roads, streets, bridges and related constructions	17 781	16 162	16 587	15 871	24 557	24 460	54 066	53 812	34 000
Ander konstruksies - Other constructions	123 157	120 202	117 164	110 690	147 753	144 865	208 426	206 931	173 271
Subtotaal - Subtotal	5 466	..	16 064	..	13 883	..	6 895	..	5 812
Aankoop van grond en bestaande (gebruikte) geboue - Purchases of land and existing (used) buildings	128 623	120 202	133 228	110 590	161 646	144 865	215 321	206 931	179 083
TOTAAL A - TOTAL A									
B. ONDERNEMINGSAFDELINGS - ENTERPRISE DEPARTMENTS									
Nuwe konstruksies - New con- structions:	25 084	22 739	70 041	66 271	93 283	89 811	119 613	116 198	105 347
Behuising - Housing: Woongeboue - Residential buildings									

TABLE 7 - LOCAL AUTHORITIES FOR BLACKS
(CONTINUED)

R1 000

Pos Item	Werklike of geraande kapitaalbesteding Actual or estimated capital expenditure		Verwagte kapitaalbesteding Expected capital expenditure							
	1992		1993		1994		1995		1996	
	Totaal Total	Toewysing aan private konstruksie-firmas Allocation to private construction firms	Totaal Total	Toewysing aan private konstruksie-firmas Allocation to private construction firms	Totaal Total	Toewysing aan private konstruksie-firmas Allocation to private construction firms	Totaal Total	Toewysing aan private konstruksie-firmas Allocation to private construction firms	Totaal Total	
8. ONDERNEMINGSAFDELINGS - ENTERPRISE DEPARTMENTS										
Nie-woongeboue - Non-residential buildings	3 288	3 230	7 425	7 387	6 195	6 195	7 583	7 133	6 552	
Paale en strate - Roads and streets	48 249	47 939	56 519	55 656	51 400	48 368	49 693	47 888	44 607	
Rioiering - Sewerage	12 606	11 970	18 788	14 748	27 509	24 709	43 170	42 270	37 649	
Ander konstruksies - Other constructions	3 501	3 501	2 519	2 349	5 586	5 444	3 680	3 525	2 104	
Elektrisiteit - Electricity:										
Nie-woongeboue - Non-residential buildings	953	699	183	183	260	260	100	100	300	
Ander konstruksies - Other constructions	59 671	58 405	81 802	79 701	112 780	109 423	110 785	109 286	87 678	
Water:										
Nie-woongeboue - Non-residential buildings	5 369	5 369	834	834	1 450	1 450	100	100	1 300	
Ander konstruksies - Other constructions	73 367	70 161	102 258	99 775	88 588	84 448	97 508	94 643	85 779	
Rioiering en sanitasie - Sewerage and sanitation:										
Nie-woongeboue - Non-residential buildings	84 442	80 402	103 419	100 934	147 724	140 751	164 638	159 180	143 285	
Ander konstruksies - Other constructions	-	-	1 643	1 643	2 900	2 900	1 000	1 000	2 000	
Ander ondernemings - Other enterprises:										
Nie-woongeboue - Non-residential buildings	445	445	9 135	9 131	2 415	2 415	1 100	1 100	1 000	
Ander konstruksies - Other constructions	528	80	3 337	2 737	600	550	915	915	250	

TABLE 7 - LOCAL AUTHORITIES FOR BLACKS
(CONCLUDED)

R1 000

Pos Item	Vervagte kapitaalbesteding Expected capital expenditure								
	1992		1993		1994		1995		1996
	Totaal Total	Toewysing aan private konstruksie- firmas Allocation to private construction firms	Totaal Total	Toewysing aan private konstruksie- firmas Allocation to private construction firms	Totaal Total	Toewysing aan private konstruksie- firmas Allocation to private construction firms	Totaal Total	Toewysing aan private konstruksie- firmas Allocation to private construction firms	Totaal Total
Subtotaal - Subtotal	317 503	304 940	457 903	441 349	540 590	516 724	599 885	583 338	517 851
Aankoop van masjinerie en vervoer- en ander uitrusting - Purchases of machinery and transport and other equipment:									
Behuising - Housing	5 541	..	10 608	..	9 900	..	7 316	..	7 010
Ander ondernemings - Other enter- prises	445	..	4 436	..	2 946	..	2 678	..	2 505
Aankoop van grond en bestaande (gebruikte) geboue - Purchases of land and existing (used) buildings	435	..	3 718	..	19 309	..	10 210	..	10 850
TOTAAL B - TOTAL B	323 924	304 940	476 665	441 349	572 845	516 724	620 089	583 338	538 216
Aankoop van masjinerie en vervoer- en ander uitrusting deur algemene owerheidsafdelings - Purchases of machinery and transport and other equipment by general government departments 1/	5 695	..	14 561	..	20 178	..	20 019	..	15 591
C. GROOTTOTAAL - GRAND TOTAL									
Totale kapitaalbesteding - Total capital expenditure	459 242	425 142	624 454	552 039	754 669	661 589	855 429	790 269	732 890

1/ Nie in Tabel 1 ingesluit nie - kyk na verduidelikende opmerkings.

1/ Not included in Table 1 - see explanatory notes.

TABLE 8 - UNIVERSITIES AND TECHNIONS 1/
ACTUAL AND EXPECTED CAPITAL EXPENDITURE DURING THE
YEARS 1992 TO 1995

R1 000

TABEL 8 - UNIVERSITEIT EN TECHNIONS 1/
WERKLIKE EN VERWAGTE KAPITAALBESTEDING GEDURENDE DIE
JAARE 1992 TOT 1995

Pos Item	Geraamde werklike kapitaalbesteding Estimated actual capital expenditure		Verwagte kapitaalbesteding Expected capital expenditure						
	1992		1993		1994		1995		
	Total Total	Toewysing aan private konstruksie- firmas Allocation to private construction firms	Total Total	Toewysing aan private konstruksie- firmas Allocation to private construction firms	Total Total	Toewysing aan private konstruksie- firmas Allocation to private construction firms	Total Total	Toewysing aan private konstruksie- firmas Allocation to private construction firms	
Nuwe konstruksies - New constructions:									
Hoongeboue - Residential building:	57 082	55 830	48 686	46 517	13 000	11 874	20 302	18 304	
Nie-woongeboue - Non-residential buildings	255 683	248 874	267 254	263 206	173 863	169 053	164 301	159 114	
Ander konstruksies - Other constructions	19 470	16 700	27 731	26 626	16 060	14 928	17 783	16 706	
Subtotaal - Subtotal	332 235	321 404	343 671	336 349	202 923	195 855	202 386	194 124	
Aankoop van ander masjinerie en uitrusting - Purchases of other machinery and equipment 2/	186 558	..	196 052	..	204 530	..	208 090	..	
Aankoop van grond en bestaande (gebruikte) geboue - Purchases of land and existing (used) buildings	13 988	..	56 395	..	9 500	..	6 800	..	
TOTAAL - TOTAL	532 781	321 404	595 118	336 349	416 953	195 855	417 276	194 124	

1/ Kyk na verduidelikende opmerkings.

2/ Gekapitaliseerde uitgawes.

1/ See explanatory notes.
2/ Capitalised expenditure.

TABLE 9 - AGRICULTURAL CONTROL BOARDS
ACTUAL AND EXPECTED CAPITAL EXPENDITURE DURING THE
YEARS 1992 TO 1995

TABEL 9 - LANDBOUBEHEERDE
WERKLIKE EN VERWAGTE KAPITAALBESTEDING GEDURENDE DIE
JARE 1992 TOT 1995

R1 000

Pos Item	Verwagte kapitaalbesteding Expected capital expenditure							
	1992		1993		1994		1995	
	Total Total	Toewysing aan private konstruksie- firmas Allocation to private construction firms	Total Total	Toewysing aan private konstruksie- firmas Allocation to private construction firms	Total Total	Toewysing aan private konstruksie- firmas Allocation to private construction firms	Total Total	Toewysing aan private konstruksie- firmas Allocation to private construction firms
Nuwe konstruksies - New constructions: Hoorgeboue - Residential buildings: Niet-woongeboue - Non-residential buildings Ander konstruksies - Other constructions	620 137	599 137	323 1 685	303 1 685	745 200	745 200	200 280	200 280
Subtotaal - Subtotal	757	736	2 008	1 988	945	945	480	480
Aankoop van masjinerie en vervoer- en ander uitrusting - Purchases of machinery and transport and other equipment	5 355	..	4 272	..	4 228	..	2 247	..
Aankoop van grond en bestaande (gebruikte) geboue - Purchases of land and existing (used) buildings	50 795	..	185	..	-	..	-	..
TOTAAL - TOTAL	56 907	736	6 465	1 988	5 173	945	2 727	480

TABEL 10 - OPEMBARE KORPORASIES 1/
 MERKLIKE EN VERWAGTE KAPITAALBESTEDING 2/ GEDURENDE DIE
 JARE 1992 TOT 1995

R1 000

TABLE 10 - PUBLIC CORPORATIONS 1/
 ACTUAL AND EXPECTED CAPITAL EXPENDITURE 2/ DURING THE
 YEARS 1992 TO 1995

Pos Item	1992		1993		1994		1995	
	Merklike of geraamde kapitaalbesteding Actual or estimated capital expenditure		Verwagte kapitaalbesteding Expected capital expenditure					
	Totaal Total	Toewysing aan private konstruksie- firmas Allocation to private construction firms	Totaal Total	Toewysing aan private konstruksie- firmas Allocation to private construction firms	Totaal Total	Toewysing aan private konstruksie- firmas Allocation to private construction firms	Totaal Total	Toewysing aan private konstruksie- firmas Allocation to private construction firms
Nuwe konstruksies - New constructions:								
Hoongeboue - Residential buildings	58 182	33 008	56 425	38 585	72 111	38 445	47 365	30 799
Nie-woongeboue - Non-residential buildings	375 210	313 204	535 373	418 181	704 109	555 204	487 110	339 051
Siviele ingenieurskonstruksie - Civil engineering construction	2 647 460	2 095 897	3 293 016	2 692 002	5 727 571	5 035 575	5 287 194	4 581 565
Ander konstruksies - Other constructions	1 569 826	1 039 184	1 798 046	1 111 732	2 149 868	1 334 510	2 152 495	1 377 854
Subtotaal - Subtotal	4 650 678	3 481 293	5 692 860	4 260 480	8 653 659	6 963 734	7 974 164	6 329 269
Aankoop van masjinerie en uitrusting - Purchases of machinery and equipment:								
Vervoeruitrusting - Transport equipment	799 437	..	842 255	..	750 419	..	492 752	..
Ander - Other	2 468 883	..	3 020 581	..	3 150 257	..	3 233 749	..
Aankoop van grond en bestaande (gebruikte) geboue - Purchases of land and existing (used) buildings	36 791	..	99 224	..	55 763	..	41 439	..
TOTAAL 3/ - TOTAL 3/	7 955 789	3 481 293	9 714 920	4 260 480	12 590 098	6 963 734	11 742 104	6 329 269

1/ Kyk na verduidelikende opmerkings.

2/ Uitgesondend gekapitaliseerde rente.

3/ Alusaf Bpk. se projek van R7,2 duisend miljoen is ingesluit.

1/ See explanatory notes.

2/ Excluding interest capitalised.

3/ The project of R7.2 thousand million of Alusaf Ltd. is included.