

1

Biblotek



DIE BIBLIOTEEK / THE LIBRARY
SENTRALE STATISTIEKDIENS
CENTRAL STATISTICAL SERVICE
PRIVATE SAK / PRIVATE BAG X 44
0001 PRETORIA
REPUBLIC OF SOUTH AFRICA

Wholesale trade sales September 1996



Statistical release P6141.2

Co-operation between the Central Statistical Service and the residents of the RSA, the private sector and the government institutions is essential for a successful statistical system in the RSA. Without this continued co-operation and goodwill, the timely release of relevant and reliable official statistics will not be possible.

Embargo: 13:00
Date: 2 December 1996

The CSS publishes approximately five hundred different releases per year. In the light of expenditure restraints in government, it is no longer economically viable to produce them in more than one of the eleven official languages in South Africa. Since the releases are also extensively used by the international economic and social-scientific communities, from 1996 CSS releases will be published in English.

Published by the
Central Statistical Service
Private Bag X44
PRETORIA
0001
Tel. (012) 310-8911

The CSS has copyright on this information. You are, however, free to apply it as you wish provided that you acknowledge the CSS as the source of the basic data wherever you process, apply, utilise, publish or distribute the data; and also that you specify that the relevant application and analyses (where applicable) result from your own processing of the data.

CSS Library Cataloguing-in-Publication (CIP) Data

Wholesale trade sales /Central Statistical Service. -
1996-
Pretoria: Central Statistical Service, 1996-
p. : 30 cm. (Statistical release; P6141.2)
Series formerly available as: Statistiese nuus-
berig = Statistical news release; P6141.2 and P13.3
and Statistiese vrystelling = Statistical release;
P6141.2
Title continues in English only
Monthly
1. Wholesale trade. I. South Africa. Central
Statistical Service. II. Series.
(LCSH 16)

A complete set of CSS publications is available at the **CSS Library** and the following libraries:

State Library, Pretoria
Library of Parliament, Cape Town
South African Library, Cape Town
Bloemfontein Public Library
Natal Society Library, Pietermaritzburg
Johannesburg Public Library

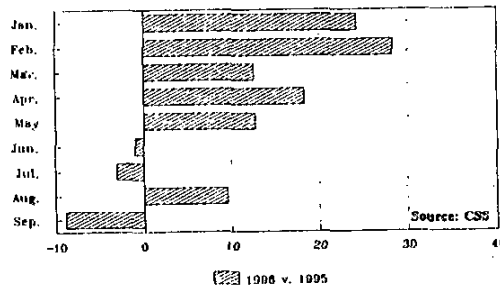
SEASONALLY ADJUSTED WHOLESALE TRADE SALES DECREASE FOR SEPTEMBER 1996

The seasonally adjusted wholesale trade sales (excluding diamonds) for September 1996 show a decrease of 2,5% compared with August 1996. This represents a decrease of 2,6% in real terms (at constant June 1995 prices).

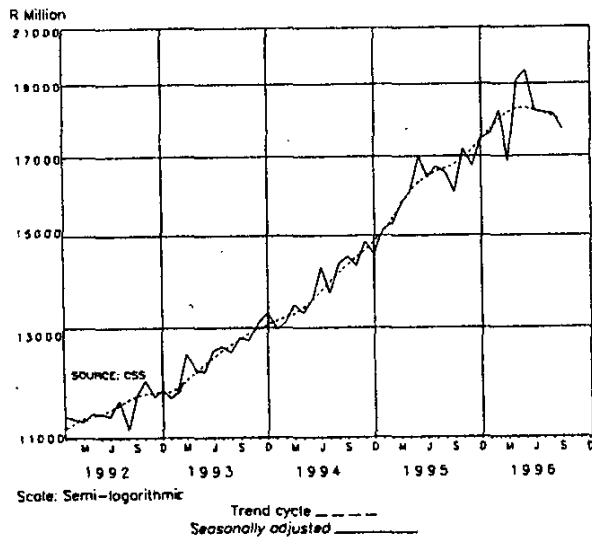
A substantial decrease (-16,9%) occurred in the seasonally adjusted sales of wholesalers in foodstuffs, beverages and tobacco for September 1996 when compared with August 1996. However, the total sales for this type of wholesaler for the first nine months of 1996 (R31 072,2 million) are still 9,4% higher than for the corresponding period of 1995.

Wholesalers in miscellaneous goods, which have the largest market share, show an increase of 2,6% in their seasonally adjusted sales for September 1996 compared with August 1996.

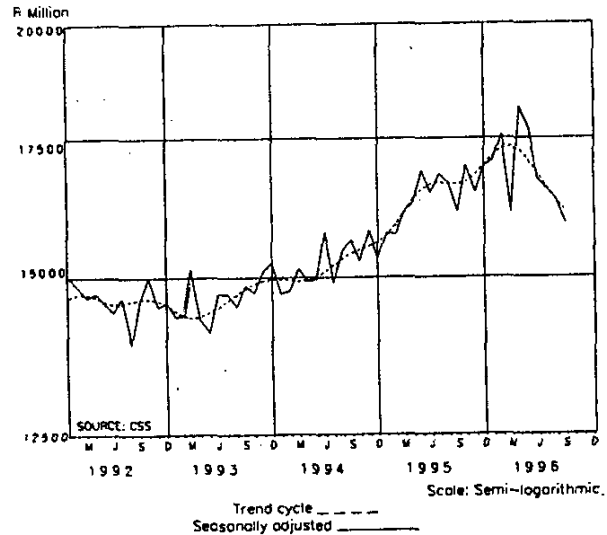
SALES OF WHOLESALERS IN FOODSTUFFS,
BEVERAGES AND TOBACCO
Percentage change - year on year



WHOLESALE TRADE SALES (EXCLUDING DIAMONDS)
CURRENT PRICES



WHOLESALE TRADE SALES (EXCLUDING DIAMONDS)
CONSTANT JUNE 1995 PRICES



ENQUIRIES:

Tel. (012) 310-8095/310-8040
(012) 310-8351/310-8390
(012) 310-8424 (technical enquiries)
Private Bag X44, Pretoria, 0001
Fax: 310-8500 310-8501
E-mail: info @ CSS.PWV.GOV.ZA
Internet: http://www.css.gov.za

BLOEMFONTEIN (051) 447-7767
DURBAN (031) 305-3904
CAPE TOWN (021) 23-1040
BISHO (0401) 99-2457

KEMPTON PARK (011) 394-3420/1
KIMBERLEY (0531) 33965
KLERKSDORP (018) 462-4008
UMTATA (0471) 305-2038

NELSPRUIT (013) 753-2455/6
PIETERSBURG (0152) 295-7521
PORT ELIZABETH (041) 52-3801/2

2
SUMMARY - WHOLESALE TRADE

P6141.2

Period	Sales (Excluding diamonds) R million		Percentage change of sales	
	At current prices	At constant June 1995 prices	At current prices	At constant June 1995 prices
Actual values				
Jul. 1996 - Sep. 1996	55 777,7	50 002,1	+9,6	-1,7
Jul. 1995 - Sep. 1995	50 913,1	50 876,1		
Seasonally adjusted values				
Jul. 1996 - Sep. 1996	54 049,7	48 765,4	-4,9	-7,1
Apr. 1996 - Jun. 1996	56 823,6	52 515,0		



pp
Dr F M Orkin
Head: Central Statistical Service

NOTES

This statistical release shows final estimates of the wholesale trade sales in the Republic of South Africa (the former TBVC states are included). The survey is conducted on a firm basis. The results of the sample survey are raised to represent the total wholesale trade sales. Both actual and seasonally adjusted values of wholesale trade sales according to type of business at current as well as constant June 1995 prices are shown. The value of sales at constant June 1995 prices in respect of each type of business is obtained by deflating the sales value at current prices by means of sub-indices of the production price index on base June 1995=100.

Wholesale trade sales at current prices include VAT.

Symbols used

- * = revised
- = not applicable

1. WHOLESALE TRADE SALES BY TYPE OF BUSINESS
1.1 AT CURRENT PRICES

R Million

Type of business	Actual values				Seasonally adjusted values					
	Sep. 1996	Aug. 1996	Sep. 1995	Jan. - Sep. 1996	Sep. 1996	Aug. 1996	Jul. 1996	Jun. 1996	Sep. 1995	
Total	19 247,5	18 946,5	17 397,8*	165 480,0	146 665,3	17 700,7	18 153,6	18 195,4	18 246,6	16 050,9
Including diamonds	18 756,1	18 678,9	17 024,4*	161 287,5	143 228,4					
Excluding diamonds	3 167,9	3 598,7	3 478,3	31 072,2	28 413,6	3 088,3	3 714,2	3 322,8	3 329,7	3 394,8
Foodstuffs, beverages and tobacco	1 079,4	1 003,8	816,8	8 566,1	6 637,0	1 038,5	1 040,6	1 082,1	1 013,8	782,5
Livestock and farm produce	426,1	408,1	427,2	3 515,3	3 468,0	365,8	394,1	398,4	406,5	364,3
Textiles, clothing and footwear	404,3	434,6	426,4	3 535,3	3 377,0	395,9	437,0	382,2	412,5	418,9
Furniture and household requisites	997,4	902,0	981,0	8 674,2	7 584,6	884,7	913,4	968,8	963,9	870,6
Office and shop equipment, books and stationery	491,4	267,6	373,4	4 159,0	3 437,0	-	-	-	-	-
Diamonds, jewellery and silverware	1 765,4	1 672,2	1 595,3*	14 787,9	13 944,9	1 682,2	1 625,9	1 641,6	1 633,6	1 513,8
Pharmaceutical and chemical products	1 815,4	1 828,7	1 880,3	15 767,8	15 504,5	1 656,9	1 656,7	1 755,2	1 719,0	1 717,2
Construction and building materials	3 440,1	3 149,0	2 531,0	27 045,0	21 737,1	3 048,7	3 034,2	2 925,4	3 118,1	2 239,4
Machinery and equipment (mining, industrial and agricultural)	5 660,2	5 681,5	4 888,0	48 209,9	42 561,9	5 654,6	5 509,3	5 648,0	5 653,2	4 861,0
Miscellaneous										

The former TBVC states are included.

1. WHOLESALE TRADE SALES BY TYPE OF BUSINESS
1.2 AT CONSTANT JUNE 1995 PRICES

R Million

Type of business	Actual values				Seasonally adjusted values					
	Sep. 1996	Aug. 1996	Sep. 1995	Jan. - Sep. 1996	Sep. 1996	Aug. 1996	Jul. 1996	Jun. 1996	Sep. 1995	
Total	17 203,1	16 987,9	17 331,9*	153 833,7	148 307,9	15 915,4	16 333,4	16 516,6	16 704,9	16 125,0
Including diamonds	16 708,6	16 717,5	16 965,9*	149 655,4	144 865,6					
Excluding diamonds	2 814,4	3 198,3	3 440,4	28 636,5	28 296,2	2 729,6	3 314,2	2 999,0	3 102,0	3 343,4
Foodstuffs, beverages and tobacco	978,5	927,1	817,8	8 244,9	6 638,6	957,1	975,7	1 043,2	979,4	796,9
Livestock and farm produce	394,0	383,3	417,8	3 345,9	3 494,7	342,7	369,3	375,7	385,6	360,6
Textiles, clothing and footwear	376,5	404,8	423,3	3 363,2	3 409,1	367,3	407,5	358,5	388,1	414,2
Furniture and household requisites	908,0	822,6	967,3	8 073,4	7 685,1	793,2	832,0	890,2	886,2	843,8
Office and shop equipment, books and stationery	494,5	270,3	366,0	4 178,4	3 442,3					
Diamonds, jewellery and silverware	1 640,3	1 555,0	1 581,2*	14 041,4	14 144,8	1 570,4	1 515,4	1 547,7	1 551,6	1 506,9
Pharmaceutical and chemical products	1 661,3	1 674,6	1 865,2	14 836,3	15 673,5	1 515,5	1 523,9	1 634,4	1 614,2	1 702,2
Construction and building materials	3 203,4	2 939,7	2 525,9	25 821,8	21 982,7	2 840,9	2 843,7	2 759,4	2 959,2	2 236,2
Machinery and equipment (mining, industrial and agricultural)	4 732,2	4 812,0	4 927,0	43 292,0	43 541,0	4 742,7	4 682,9	4 850,0	4 864,3	4 912,6
Miscellaneous										

The former TBVC states are included.