

D. bibliotek

DIE BIBLIOTEEK / THE LIBRARY
SENTRALE STATISTIEKDIENS
CENTRAL STATISTICAL SERVICE
PRIVATE SAK / PRIVATE BAG X 44
0001 PRETORIA




REPUBLIEK VAN SUID-AFRIKA
REPUBLIC OF SOUTH AFRICA

Groothandelverkope

September 1994

Wholesale trade sales

September 1994



SENTRALE
STATISTIEKDIENS
CENTRAL
STATISTICAL SERVICE

Statistiese vrystelling P6141.2
Statistical release

Om 'n suksesvolle statistiese stelsel in die RSA te bedryf, is die samewerking tussen die Sentrale Statistiekdiens en die inwoners van die RSA, die private sektor en die owerheidsinstellings onontbeerlik. Sonder hierdie volgehoue samewerking en welwillendheid sal die tydige beskikbaarstelling van relevante en betroubare amptelike statistieke nie moontlik wees nie.

Co-operation between the Central Statistical Service and the residents of the RSA, the private sector and the government institutions is essential for a successful statistical system in the RSA. Without this continued co-operation and goodwill, the timely release of relevant and reliable official statistics will not be possible.

Embargo: 09:30
Datum/Date: 5 Desember/December 1994

Uitgegee deur die Sentrale Statistiekdiens

Private Sak X44

PRETORIA

0001

Tel. (012) 310-8911

Published by the Central Statistical Service

Private Bag X44

PRETORIA

0001

Tel. (012) 310-8911

Hierdie publikasie of enige gedeelte daarvan mag sonder voorafgoedkeuring gereproduseer word, gestoor word vir ontsluitingsdoeleindes, of versend word in enige formaat deur gebruikmaking van enige middel, mits die SSD as bron vermeld word.

This publication or any part thereof may be reproduced, stored in a retrieval system, or transmitted in any form or by any means without prior permission, provided that the CSS is acknowledged as the source.

SSD-biblioteek Katalogisering-in-Publikasie (KIP) Data
CSS Library Cataloguing-in-Publication (CIP) Data

Groothandelverkope / Sentrale Statistiekdiens = Wholesale trade sales / Central Statistical Service. - 1987-
Pretoria: Central Statistical Service, 1987-
p. ; 30 cm. (Statistiese vrystelling = Statistical release; P6141.2)
Series formerly available as: Statistiese nuusberig = Statistical news release; P6141.2 and P13.3
Monthly
1. Wholesale trade. I. South Africa. Central Statistical Service. II. Suid-Afrika. Sentrale Statistiekdiens. III. Title. IV. Series.
(LCSH 11)

'n Volledige stel SSD-publikasies is beskikbaar by die SSD-biblioteek en die volgende biblioteke:

Staatsbiblioteek, Pretoria
Parlementsbiblioteek, Kaapstad
Suid-Afrikaanse Biblioteek, Kaapstad
Bloemfontein Openbare Biblioteek
Natal Society Library, Pietermaritzburg
Johannesburg Openbare Biblioteek

A complete set of CSS Publications is available at the CSS Library and the following libraries:

State Library, Pretoria
Library of Parliament, Cape Town
South African Library, Cape Town
Bloemfontein Public Library
Natal Society Library, Pietermaritzburg
Johannesburg Public Library

GROOT TOENAME IN VERKOPE VAN GROOTHANDELAARS IN KANTOOR- EN WINKELTOERUSTING, BOEKE EN SKRYFBEHOEFTEES VIR SEPTEMBER

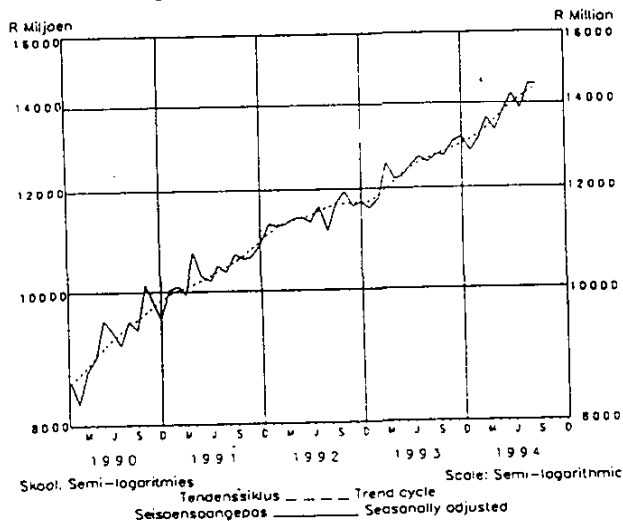
Die verkope van groothandelaars in kantoor- en winkeltoerusting, boeke en skryfbehoeftes toon vir September 1994 'n toename van 31,7% vergeleke met Augustus 1994, wat na seisoenaanpassing 'n toename van 10,1% lewer.

Verder toon die verkope van groothandelaars in meubels en huishoudelike benodighede vir September 1994 na seisoenaanpassing ook 'n groot toename (8,9%) vergeleke met Augustus 1994, terwyl groothandelaars in voedsel, drank en tabak met slegs 3,8% toeneem. Die seisoenaangepaste verkope van alle ander soorte handelaars (uitgesonderd handelaars in diamante) toon egter dalings.

Die totale groothandelverkope (diamante uitgesluit) vir September 1994 bedra R15 412,4 miljoen, wat 6,1% hoër is as die verwagte verkope vir September 1994 soos deur die groothandelaars in die vooruitsig gestel en gepubliseer in statistiese vrystelling P6141.1 van 31 Oktober 1994.

Die gegewens in hierdie statistiese vrystelling sluit die voormalige Republieke van Transkei, Bophuthatswana, Venda en Ciskei uit. Gegewens van die voormalige Republieke sal vanaf die Januarie 1995-opname ingesluit word.

GROOTHANDELVERKOPE
UITGESONDERD DIAMANTE
HEERSENDE PRYSE / CURRENT PRICES



LARGE INCREASE IN SALES OF WHOLESALERS IN OFFICE AND SHOP EQUIPMENT, BOOKS AND STATIONERY FOR SEPTEMBER

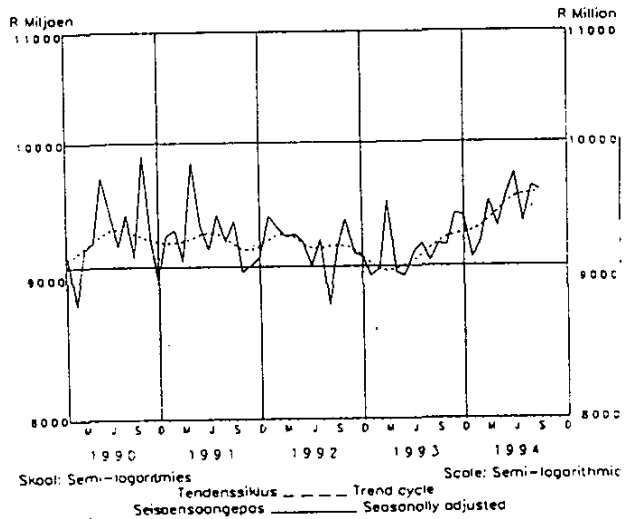
The sales of wholesalers in office and shop equipment, books and stationery show an increase of 31,7% for September 1994 compared with August 1994, which represents an increase of 10,1% after seasonal adjustment.

Furthermore, the sales of wholesalers in furniture and household equipment for September 1994 also reflect a substantial increase (8,9%) after seasonal adjustment compared with August 1994, while wholesalers in foodstuffs, beverages and tobacco increased by only 3,8%. However, the seasonally adjusted sales of all other kinds of wholesalers (excluding wholesalers in diamonds) reflect decreases.

The total wholesale trade sales (excluding diamonds) for September 1994 amount to R15 412,4 million, which is 6,1% higher than the expected sales for September 1994 as foreseen by the wholesalers and published in statistical release P6141.1 of 31 October 1994.

The data in this statistical release exclude the former Republics of Transkei, Bophuthatswana, Venda and Ciskei. Data of the former Republics will be included as from the January 1995 survey.

WHOLESALE TRADE SALES
EXCLUDING DIAMONDS
KONSTANTE 1990-PRYSE / CONSTANT 1990 PRICES



NAVRAE:

Tel. (012) 310-8095/310-8040
(012) 310-8351/310-8390
(012) 310-8021 (tegniese navrae)
Private Sak X44, Pretoria, 0001
Faks: 310-8500 310-8501

BLOEMFONTEIN (051) 477767
DURBAN (031) 3053904
CAPE TOWN/KAAPSTAD (021) 4612098

KEMPTON PARK
KIMBERLEY
KLERKSDORP


ENQUIRIES:

Tel. (012) 310-8095/310-8040
(012) 310-8351/310-8390
(012) 310-8021 (technical enquiries)
Private Bag X44, Pretoria, 0001
Fax: 310-8500 310-8501

(011) 3943420/1
(0531) 33965
(018) 4624008

NELSPRUIT (01311) 52455/6
PIETERSBURG (0152) 295-7521
PORT ELIZABETH (041) 523801/2

Tydperk - Period	Verkope - (Diamante uitgesluit) Sales - (excluding diamonds)		Persentaseverandering van verkope Percentage change of sales	
	leen heer- sende pryse At current prices	leen konstan- te 1990-pryse At constant 1990 prices	leen heer- sende pryse At current prices	leen konstan- te 1990-pryse At constant 1990 prices
	R. Milj./Mill.			
Werklike waardes/Actual values				
Jul. 1994 - Sep. 1994	43 975,2	29 434,9	+12,6	+4,4
Jul. 1993 - Sep. 1993	39 056,5	28 205,9		
Seisoensaangepaste waardes/ Seasonally adjusted values				
Jul. 1994 - Sep. 1994	42 783,7	28 543,4	+3,5	-0,1
Apr. 1994 - Jun. 1994	41 339,2	28 565,9		

pp
WNO HOOF:  CENTRALE STATISTIEKDIENS
ACIG HEAD: CENTRAL STATISTICAL SERVICE

OPMERKINGS

Hierdie statistiese vrystelling toon finale ramings van die groothandelverkope (die voormalige Republieke van Transkei, Bophuthatswana, Venda en Ciskei uitgesluit). Die opname word op 'n firmabasis gedoen. Die resultate van die steekproefopname word verhef om die totale groothandelverkope te verleenwoordig. Beide die werklike en seisoensaangepaste waardes van groothandelverkope volgens soort besigheid teen heersende sowel as konstante 1990-pryse word getoon. Die waarde van verkope teen konstante 1990-pryse ten opsigte van elke soort besigheid is verkry deur die verkoopwaarde teen heersende pryse met behulp van sub-indekse van die produksieprysindeks op basis 1990 = 100 te defleer.

Groothandelverkope teen heersende pryse sluit BTW in.

'n Voorlopige raming van totale groothandelverkope word in statistiese vrystelling P6141.1 gepubliseer.

NOTES

This statistical release shows final estimates of the wholesale trade sales (excluding the former Republics of Transkei, Bophuthatswana, Venda and Ciskei). The survey is conducted on a firm basis. The results of the sample survey are raised to represent the total wholesale trade sales. Both actual and seasonally adjusted values of wholesale trade sales according to kind of business at current as well as constant 1990 prices are shown. The value of sales at constant 1990 prices in respect of each kind of business is obtained by deflating the sales value at current prices by means of sub-indices of the production price index on base 1990 = 100.

Wholesale trade sales at current prices include VAT.

A preliminary estimate of total wholesale trade sales is published in statistical release P6141.1.

GROOTHANDELVERKOPE VOLGENS SOORT BESIGHEID
 TABEL 1.1 - TEEN HEERSENDE PRYSE

WHOLESALE TRADE SALES BY KIND OF BUSINESS
 TABLE 1.1 - AT CURRENT PRICES

R Milj./Mill.

Soort besigheids Kind of business	Werklike waardes Actual values				Seisoensaangepaste waardes Seasonally adjusted values				
	Sep. 1994	Aug. 1994	Sep. 1993	Jan. 1994	Sep. 1994	Aug. 1994	Jul. 1994	Jun. 1994	Sep. 1993
Totaal/Total	15 541.0	15 300.0 *	13 947.6	*125 168.0	112 193.9*				
Diamante ingesluit Including diamonds	15 412.4	14 702.5 *	13 572.0	*121 894.4	109 270.1*	14 464.8	14 481.2	13 837.7	14 255.1
Diamante uitgesluit Excluding diamonds	2 869.0	2 633.1	2 757.5	23 282.0	23 504.8	2 802.6	2 699.8	2 370.6	2 937.9
voedsel, drank en tabak Foodstuffs, beverages and tobacco	823.9	748.6	610.4	5 909.4	4 200.3	772.7	776.7	748.0	722.4
Lewendes hawe en land- bouprodukte Livestock and produce	472.0	407.0	400.3	3 206.2	2 782.4	395.1	412.1	406.1	380.7
Tekstiele, klerasie en skoeisel Textiles, clothing and footwear	453.1	405.7	370.7	3 380.1	3 184.0	449.1	412.5	403.3	410.2
Meubels en huisou- delike benodigdhede Furniture and house- hold requisites	989.9	751.4	736.7	6 493.6	5 164.6	857.5	778.9	733.5	682.8
kantoor- en winkeltoe- rusting, boeke en skryfbehoeftes Office and shop equip- ment, books and stationery	128.6	597.6	375.6	3 273.6	2 923.8				
Diamante, juweliers- en silwerware Diamonds, jewellery and silverware	1 362.3	1 332.5	1 258.8	11 069.9	10 255.9	1 254.9	1 286.7	1 257.8	1 257.0
Farmaseutiese en che- miese produkte Pharmaceutical and chemical products	1 811.8	1 795.4	1 451.7	13 320.0	11 767.2	1 666.6	1 677.8	1 532.9	1 521.4
Konstruksie- en bouma- teriale Construction and build- ing materials	2 478.2	2 311.0	2 143.1 *	19 460.5	16 392.3*	2 256.6	2 323.9	2 227.4	2 431.2
Masjinerie en toerus- ting (myr, nywerheid en landbou) Machinery and equip- ment (mining, indus- trial and agricul- tural)	4 152.2	4 317.9 *	3 842.8	35 772.5	32 018.7	4 066.8	4 226.4	4 120.5	4 006.3
Diverse/Miscellaneous									

* herster

* Revised

GROOTHANDELVERKOPE VOLGENS SOORT BESIGHEID
 TABEL 1.2 - TEEN KONSTANTE 1990-PRYSE

WHOLESALE TRADE SALES BY KIND OF BUSINESS
 TABLE 1.2 - AT CONSTANT 1990 PRICE

R Milj./Mill.

Soort besigheid Kind of business	Werklike waardes - Actual values				Seisoensaangepaste waardes - Seasonally adjusted values				
	Sep. 1994	Aug. 1994	Sep. 1993	Jan. 1994	Sep. 1994	Aug. 1994	Jul. 1994	Jun. 1994	Sep. 1993
Totaal/Total	10 404.3	10 528.0	10 232.0	87 731.5	83 697.7				
Diamante ingesluit Including diamonds	10 253.4	9 813.1	9 784.3	83 791.1	80 729.1				9 161.6
Diamante uitgesluit Excluding diamonds	1 709.9	1 557.9	1 914.6	14 716.6	16 649.0				1 869.4
Voedsel, drank en tabak Foodstuffs, beverages and tobacco	470.9	432.6	412.3	3 673.0	2 950.5				400.0
Lewende nawe en land- bouprodukte	320.4	281.5	293.1	2 245.4	2 084.6				246.4
Livestock and produce									
Tekstiele, kleraste en skoeisel	297.0	266.1	252.9	2 258.7	2 231.0				246.2
Textiles, clothing and footwear									
Meubels en huishou- delike benodighede	641.5	487.0	495.1	4 272.6	3 565.8				426.7
Furniture and house- hold requisites									
Kantoor- en winkeltoe- rusting, boeke en skryfbenodigtes	150.9	714.9	447.8	3 940.4	2 968.6				
Office and shop equip- ment, books and stationery									
Diamante, juweliers- en silwerware	916.8	898.1	893.1	7 568.0	7 474.1				822.5
Diamonds, jewellery and silverware									
Farmaseutiese en che- miese produkte	1 218.1	1 207.2	1 040.7	9 138.0	8 648.6				955.9
Pharmaceutical and chemical products									
Konstruksie- en bouma- teriale	1 732.0	1 616.3	1 607.0	13 974.4	12 536.7				1 463.9
Construction and buil- ding materials									
Masjinerie en toerusting (myk, nywerheid en landbou)	2 946.9	3 066.4	2 875.5	25 944.4	24 588.5				2 798.9
Machinery and equip- ment (mining, indus- trial and agricul- tural)									
Diverse/Miscellaneous	2 946.9	3 066.4	2 875.5	25 944.4	24 588.5				2 798.9
Diverse/Miscellaneous									
Herstien									
	2 866.2	2 974.7	2 918.0	2 907.0	2 907.0				Revised

4