



REPUBLIC OF SOUTH AFRICA

## Wholesale trade sales October 1996



### Statistical release P6141.2

Co-operation between the Central Statistical Service and the residents of the RSA, the private sector and the government institutions is essential for a successful statistical system in the RSA. Without this continued co-operation and goodwill, the timely release of relevant and reliable official statistics will not be possible.

The CSS publishes approximately five hundred different releases per year. In the light of expenditure restraints in government, it is no longer economically viable to produce them in more than one of the eleven official languages in South Africa. Since the releases are also extensively used by the international economic and social-scientific communities, from 1996 CSS releases will be published in English.

**Embargo: 09:30**  
**Date: 15 January 1997**

Published by the  
Central Statistical Service  
Private Bag X44  
PRETORIA  
0001  
Tel. (012) 310-8911

**The CSS has copyright on this information. You are, however, free to apply it as you wish provided that you acknowledge the CSS as the source of the basic data wherever you process, apply, utilise, publish or distribute the data; and also that you specify that the relevant application and analyses (where applicable) result from your own processing of the data.**

*CSS Library Cataloguing-in-Publication (CIP) Data*

Wholesale trade sales /Central Statistical Service. -  
1996-  
Pretoria: Central Statistical Service, 1996-  
p. : 30 cm. (Statistical release; P6141.2)  
Series formerly available as: Statistiese nuus-  
berig = Statistical news release; P6141.2 and P13.3  
and Statistiese vrystelling = Statistical release;  
P6141.2  
Title continues in English only  
Monthly  
1. Wholesale trade. I. South Africa. Central  
Statistical Service. II. Series.  
(LCSH 16)

A complete set of CSS publications is available at the **CSS Library** and the following libraries:

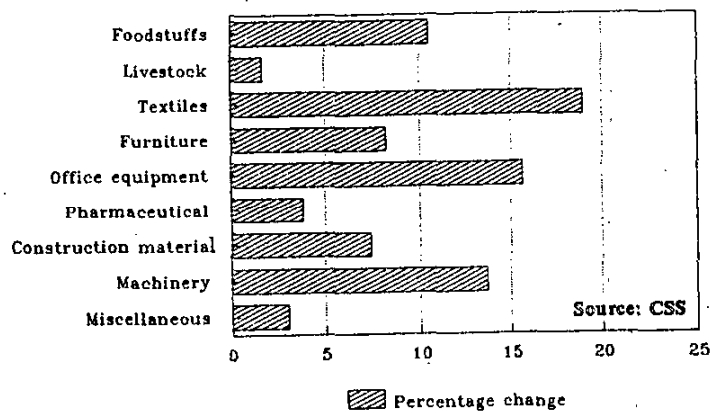
State Library, Pretoria  
Library of Parliament, Cape Town  
South African Library, Cape Town  
Bloemfontein Public Library  
Natal Society Library, Pietermaritzburg  
Johannesburg Public Library

**WHOLESALE TRADE SALES INCREASE FOR OCTOBER 1996**

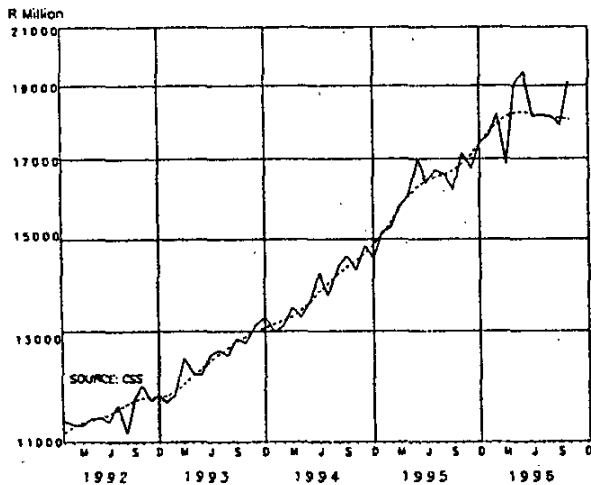
*The seasonally adjusted wholesale trade sales (excluding diamonds) for October 1996 show an increase of 7,2% compared with September 1996. Despite this sharp increase, the total value of seasonally adjusted sales for the three months up to October 1996 are still 1,1% lower than for the preceding three months. This represents a decrease of 3,4% in real terms (at constant June 1995 prices).*

All nine types of businesses reflect increases in their seasonally adjusted sales for October 1996 compared with September 1996. These increases fluctuate between 1,7% in respect of the sales of wholesalers in livestock and farm produce and 19,0% in respect of the sales of wholesalers in textiles, clothing and footwear. Wholesalers in machinery and equipment, which have the second largest market share, reflect an increase of 13,7%.

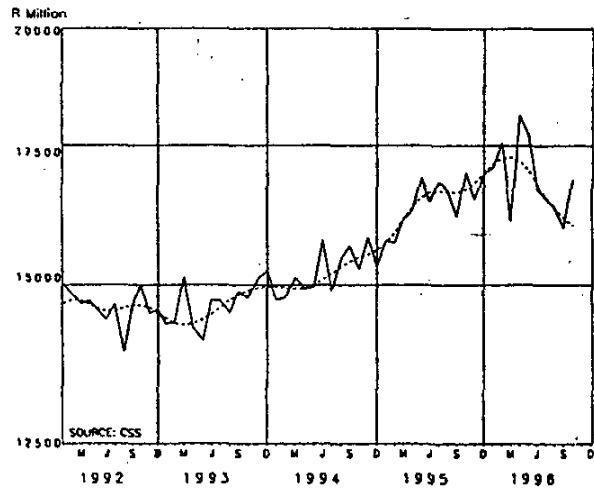
**WHOLESALE TRADE SALES  
BY TYPE OF BUSINESS**  
Seasonally adjusted - Oct. 1996 v. Sep. 1996



**WHOLESALE TRADE SALES (EXCLUDING DIAMONDS)  
CURRENT PRICES**



**WHOLESALE TRADE SALES (EXCLUDING DIAMONDS)  
CONSTANT JUNE 1995 PRICES**



Scale: Semi-logarithmic

Trend cycle - - - - -  
Seasonally adjusted \_\_\_\_\_

Scale: Semi-logarithmic

Trend cycle - - - - -  
Seasonally adjusted \_\_\_\_\_

**ENQUIRIES:**

Tel. (012) 310-8095/310-8040  
(012) 310-8351/310-8390  
(012) 310-8404 (technical enquiries)  
Private Bag X44, Pretoria, 0001  
Fax: 310-8500 310-8501  
E-mail: info@css.pwv.gov.za  
Internet: http://www.css.gov.za

2  
SUMMARY - WHOLESALE TRADE

P6141.2

Period	Sales (Excluding diamonds) R million		Percentage change of sales	
	At current prices	At constant June 1995 prices	At current prices	At constant June 1995 prices
<b>Actual values</b>				
Aug. 1996 - Oct. 1996	57 569,4	51 112,2	+10,6	-1,4
Aug. 1995 - Oct. 1995	52 056,4	51 818,0		
<b>Seasonally adjusted values</b>				
Aug. 1996 - Oct. 1996	55 225,4	49 150,2	-1,1	-3,4
May 1996 - Jul. 1996	55 811,6	50 879,5		

*HD van der Stoep*  
 pp  
 Dr F M Orkin  
 Head: Central Statistical Service

**NOTES**

This statistical release shows final estimates of the wholesale trade sales in the Republic of South Africa (the former TBVC states are included). The survey is conducted on a firm basis. The results of the sample survey are raised to represent the total wholesale trade sales. Both actual and seasonally adjusted values of wholesale trade sales according to type of business at current as well as constant June 1995 prices are shown. The value of sales at constant June 1995 prices in respect of each type of business is obtained by deflating the sales value at current prices by means of sub-indices of the production price index on base June 1995=100.

Wholesale trade sales at current prices include VAT.

**Symbols used**

- \* = revised
- = not applicable

1. WHOLESALE TRADE SALES BY TYPE OF BUSINESS  
1.1 AT CURRENT PRICES

R Million

Type of business	Actual values						Seasonally adjusted values				
	1996			1995			1996				
	Oct. 1996	Sep. 1996	Oct. 1996	Jan. 1996	Oct. 1995	Oct. 1996	Sep. 1996	Aug. 1996	Jul. 1996	Oct. 1995	
Total	20 858,4	19 247,5	18 393,1*	186 338,4	165 058,4	19 177,7	17 882,4	18 165,4	18 180,4	17 130,6	
Including diamonds	20 134,4	18 756,1	18 012,6*	181 421,9	161 240,9						
Excluding diamonds	3 515,8	3 167,9	3 472,0	34 588,0	31 885,6	3 424,7	3 097,9	3 722,6	3 327,5	3 379,8	
Foodstuffs, beverages and tobacco	1 228,8	1 079,4	992,7	9 794,8	7 629,6	1 058,0	1 040,0	1 042,3	1 082,4	854,0	
Livestock and farm produce	562,2	426,1	508,7	4 077,5	3 976,6	443,8	372,8	393,9	399,3	402,5	
Textiles, clothing and footwear	538,7	404,3	524,6	4 074,0	3 901,6	431,3	398,6	438,7	382,3	419,2	
Furniture and household requisites	1 069,4	997,4	939,7	9 743,6	8 524,3	1 026,5	887,3	913,9	968,0	899,6	
Office and shop equipment, books and stationery	723,9	491,4	380,5	4 883,0	3 817,5	-	-	-	-	-	
Diamonds, jewellery and silverware	1 902,5	1 765,4	1 680,6*	16 690,4	15 625,5	1 772,1	1 708,0	1 631,0	1 643,3	1 560,5	
Pharmaceutical and chemical products	1 977,9	1 815,4	1 949,9	17 745,7	17 454,3	1 784,2	1 661,2	1 660,0	1 755,0	1 757,3	
Construction and building materials	3 517,9	3 440,1	2 672,9	30 562,9	24 410,1	3 503,4	3 080,2	3 044,1	2 926,2	2 660,1	
Machinery and equipment (mining, industrial and agricultural)	5 821,2	5 660,2	5 271,5	54 031,1	47 833,4	5 837,8	5 666,1	5 510,3	5 641,4	5 270,9	
Miscellaneous											

The former-IBVC states are included.

1. WHOLESALE TRADE SALES BY TYPE OF BUSINESS  
1.2 AT CONSTANT JUNE 1995 PRICES

R Million

Type of business	Actual values					Seasonally adjusted values				
	Oct. 1996	Sep. 1996	Oct. 1995	Jan. - Oct. 1995		Oct. 1996	Sep. 1996	Aug. 1996	Jul. 1996	Oct. 1995
				1996	1995					
Total	18 499,2	17 203,1	18 205,3*	172 332,9	166 513,2	16 846,6	15 962,0	16 341,6	16 506,7	16 969,7
Including diamonds	17 686,0	16 708,6	17 837,2*	167 341,4	162 702,8					
Excluding diamonds	3 063,3	2 814,4	3 392,6	31 699,9	31 688,8	2 968,1	2 737,1	3 319,3	3 000,5	3 279,3
Foodstuffs, beverages and tobacco	1 072,7	978,5	974,7	9 317,6	7 613,3	939,6	954,1	973,5	1 041,5	850,7
Livestock and farm produce	520,5	394,0	497,0	3 866,5	3 991,7	411,5	347,4	369,4	376,3	393,8
Textiles, clothing and footwear	501,8	376,5	520,5	3 865,0	3 929,6	402,4	370,5	409,4	359,4	416,8
Furniture and household requisites	963,1	908,0	909,1	9 036,4	8 594,2	932,3	793,9	834,3	891,4	878,2
Office and shop equipment, books and stationery	813,1	494,5	368,1	4 991,5	3 810,4	-	-	-	-	-
Diamonds, jewellery and silverware	1 736,4	1 640,3	1 642,9*	15 777,8	15 787,7	1 621,7	1 579,6	1 518,2	1 540,6	1 530,0
Pharmaceutical and chemical products	1 803,8	1 661,3	1 926,6	16 640,1	17 600,0	1 622,4	1 518,1	1 525,4	1 634,1	1 730,4
Construction and building materials	3 263,1	3 203,4	2 665,2	29 084,9	24 647,9	3 234,8	2 869,3	2 853,3	2 760,4	2 641,3
Machinery and equipment (mining, industrial and agricultural)	4 761,4	4 732,2	5 308,6	48 053,4	48 849,7	4 716,6	4 736,8	4 678,8	4 844,7	5 249,9
Miscellaneous										

The former TBVC states are included.