


REPUBLIEK VAN SUID-AFRIKA
REPUBLIC OF SOUTH AFRICA

Groothanderverkope

Oktober 1993

Wholesale trade sales

October 1993



SENTRALE
STATISTIEKDIENS
CENTRAL
STATISTICAL SERVICE

Statistiese vrystelling P6141.2
Statistical release

Om 'n suksesvolle statistiese stelsel in die RSA te bedryf, is die samewerking tussen die Sentrale Statistiekdiens en die inwoners van die RSA, die private sektor en die owerheidsinstellings onontbeerlik. Sonder hierdie volgehoue samewerking en welwillendheid sal die tydige beskikbaarstelling van relevante en betroubare amptelike statistieke nie moontlik wees nie.

Co-operation between the Central Statistical Service and the residents of the RSA, the private sector and the government institutions is essential for a successful statistical system in the RSA. Without this continued co-operation and goodwill, the timely release of relevant and reliable official statistics will not be possible.

Embargo: 09:30
Datum/Date: 19 Januarie/January 1994

Uitgegee deur die Sentrale Statistiekdiens
Private Sak X44
PRETORIA
0001

Published by the Central Statistical Service
Private Bag X44
PRETORIA
0001

Hierdie publikasie of enige gedeelte daarvan mag sonder voorafgoedkeuring gereproduseer word, gestoor word vir ontsluitingsdoeleindes, of versend word in enige formaat deur gebruikmaking van enige middel, mits die SSD as bron vermeld word.

This publication or any part thereof may be reproduced, stored in a retrieval system, or transmitted in any form or by any means without prior permission, provided that the CSS is acknowledged as the source.

SSD-biblioteek Katalogisering-in-Publikasie (KIP) Data
CSS Library Cataloguing-in-Publication (CIP) Data

Groothandelverkope / Sentrale Statistiekdiens = Wholesale trade sales / Central Statistical Service. - 1993 - Pretoria: Central Statistical Service, 1993 - p. ; 30cm. (Statistiese vrystelling = Statistical release; P6141.2)

Series formerly available as: Statistiese nuusberig = Statistical news release; P6141.2 and P13.3
Monthly

1. Wholesale trade. I. South Africa. Central Statistical Service. II. Suid-Afrika. Sentrale Statistiekdiens. III. Title. IV. Series.

'n Volledige stel SSD-publikasies is beskikbaar by die SSD-biblioteek en die volgende biblioteke:

Staatsbiblioteek, Pretoria
Parlementsbiblioteek, Kaapstad
Suid-Afrikaanse Biblioteek, Kaapstad
Bloemfontein Openbare Biblioteek
Natal Society Library, Pietermaritzburg
Johannesburg Openbare Biblioteek

A complete set of CSS Publications is available at the CSS Library and the following libraries:

State Library, Pretoria
Library of Parliament, Cape Town
South African Library, Cape Town
Bloemfontein Public Library
Natal Society Library, Pietermaritzburg
Johannesburg Public Library

GROOTHANDELVERKOPE VIR OKTOBER LAER AS VERWAG

Die groothandelverkope (diamante uitgesluit) vir Oktober 1993 (R13 264,8 miljoen) is 1,9% laer as die verwagte verkope vir Oktober 1993 (R13 526,5 miljoen) soos deur die groothandelaars in die vooruitsig gestel. Die verwagte groothandelverkope (diamante uitgesluit) vir November 1993 bedra R13 229,3 miljoen (soos gepubliseer in statistiese vrystelling P6141.1 van 23 Desember 1993) en toon na seisoensaangepassing 'n daling van 4,4% vergeleke met die finale gegewens vir Oktober 1993.

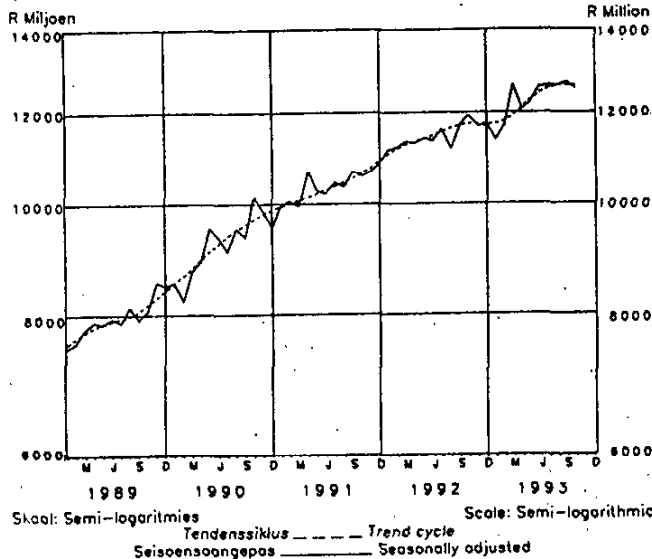
Die waarde van groothandelverkope (diamante uitgesluit) vir Oktober 1993 toon na seisoensaangepassing 'n daling van 1,3% vergeleke met September 1993. Die relatief grootste afnames in verkope is getoon deur groothandelaars in masjinerie en uitrusting (-11,9%) en groothandelaars in diverse goedere (-6,9%). Hierdie afnames is in 'n groot mate teëgewerk deur toenames in die verkope van groothandelaars in tekstiele, klere en skoel (6,4%), farmaseutiese en chemiese produkte (4,5%), lewende hawe en landbouprodukte (3,2%) en konstruksie- en boumateriaal (1,9%).

WHOLESALE TRADE SALES FOR OCTOBER LOWER THAN EXPECTED

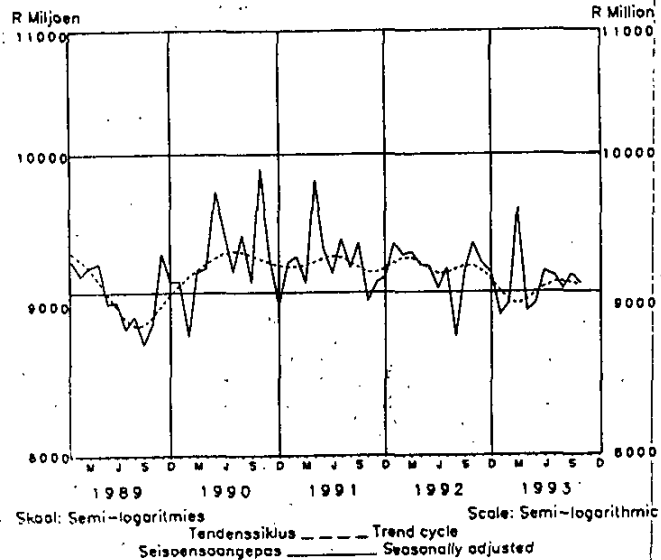
The wholesale trade sales (excluding diamonds) for October 1993 (R13 264,8 million) are 1,9% lower than the expected sales for October 1993 (R13 526,5 million) as foreseen by the wholesalers. The expected wholesale trade sales (excluding diamonds) for November 1993 amount to R13 229,3 million (as published in statistical release P6141.1 of 23 December 1993) and reflect a decrease of 4,4% compared with the final data for October 1993 after seasonal adjustment.

The value of wholesale trade sales (excluding diamonds) for October 1993 reflects a decrease of 1,3% compared with September 1993 after seasonal adjustment. The relatively largest decreases in sales were reflected by wholesalers in machinery and equipment (-11,9%) and wholesalers in miscellaneous goods (-6,9%). These decreases were to a large extent counteracted by increases in the sales of wholesalers in textiles, clothing and footwear (6,4%), pharmaceutical and chemical products (4,5%), livestock and produce (3,2%) and construction and building materials (1,9%).

**GROOTHANDELVERKOPE
UITGESONDERD DIAMANTE
HEERSENDE PRYSE / CURRENT PRICES**



**WHOLESALE TRADE SALES
EXCLUDING DIAMONDS
KONSTANTE 1990-PRYSE / CONSTANT 1990 PRICES**



NAVRAE:

PRETORIA Tel. (012) 310-8911
Private Sak X44, Pretoria, 0001
Faks: 310-8500 310-8501

ENQUIRIES:

PRETORIA Tel. (012) 310-8911
Private Bag X44, Pretoria, 0001
Fax: 310-8500 310-8501

BLOEMFONTEIN (051) 477767	KEMPTON PARK (011) 3943420/1	NELSPRUIT (01311) 52455/6
DURBAN (031) 3053904	KIMBERLEY (0531) 33965	PIETERSBURG (01521) 71609
KAAPSTAD/CAPE TOWN (021) 4612098	KLERKSDORP (018) 4624008	PORT ELIZABETH (041) 523801/2

Tydperk - Period	Verkope - (Diamante uitgesluit) Sales - (Excluding diamonds)		Persentasieverandering van verkope Percentage change of sales	
	Teen heersende pryse At current prices	Teen konstante 1990-pryse At constant 1990 prices	Teen heersende pryse At current prices	Teen konstante 1990-pryse At constant 1990 prices
	R. Milj./Mill.			
Werklike waardes/Actual values				
Aug. 1993 - Okt./Oct. 1993	39 505,6	28 386,8	+9,2	-0,0
Aug. 1992 - Okt./Oct. 1992	36 164,5	28 389,4		
Seisoensaangepaste waardes/ Seasonally adjusted values				
Aug. 1993 - Okt./Oct. 1993	37 983,4	27 165,7	+1,2	-0,0
Mei/May 1993 - Jul./Jul. 1993	37 539,2	27 165,7		


 OP
 HOOF: SENTRALE STATISTIEKDIENS
 HEAD: CENTRAL STATISTICAL SERVICE

OPMERKINGS

Hierdie statistiese vrystelling toon finale ramings van die groothandelverkope. Die opname word op 'n firmabasis gedoen. Die resultate van die steekproefopname word verhef om die totale groothandelverkope te verteenwoordig. Beide die werklike en seisoensaangepaste waardes van groothandelverkope volgens soort besigheid teen heersende sowel as konstante 1990-pryse word getoon. Die waarde van verkope teen konstante 1990-pryse ten opsigte van elke soort besigheid is verkry deur die verkoopwaarde teen heersende pryse met behulp van sub-indeks van die produksieprysindeks op basis 1990 = 100 te defleer.

Groothandelverkope teen heersende pryse sluit BTW in.

'n Voorlopige raming van totale groothandelverkope word in statistiese vrystelling P6141.1 gepubliseer.

NOTES

This statistical release shows final estimates of the wholesale trade sales. The survey is conducted on a firm basis. The results of the sample survey are raised to represent the total wholesale trade sales. Both actual and seasonally adjusted values of wholesale trade sales according to kind of business at current as well as constant 1990 prices are shown. The value of sales at constant 1990 prices in respect of each kind of business is obtained by deflating the sales value at current prices by means of sub-indices of the production price index on base 1990 = 100.

Wholesale trade sales at current prices include VAT.

A preliminary estimate of total wholesale trade sales is published in statistical release P6141.1.

**GROOTHANDELVERKOPE VOLGENS SOORT BESIGHEID
TABEL 1.1 - TEEN HEERSENDE PRYSE**

R M11J./M111.

**WHOLESALE TRADE SALES BY KIND OF BUSINESS
TABLE 1.1 - AT CURRENT PRICES**

Soort besigheid Kind of business	Werklike waardes Actual values				Seisoensaangepaste waardes Seasonally adjusted values				
	Okt./ Oct. 1993	Sep. 1993	Jan. - Oct./Oct. 1993	Jan. - Oct./Oct. 1992	Okt./ Oct. 1993	Sep. 1993	Aug. 1993	Jul. 1993	Okt./ Oct. 1992
Totaal/Total	13 475,7	13 839,8	125 561,9	116 174,7	12 580,1	12 747,3	12 656,0	12 663,6	11 905,6
Diamante ingesluit Including diamonds	13 264,8	13 464,2	122 427,1	113 179,0	2 710,6	2 713,4	2 706,1	2 768,6	2 646,2
Diamante uitgesluit Excluding diamonds	2 819,4	2 757,5	26 324,2	24 427,3	604,2	585,3	623,0	565,8	455,5
Voedsel, drank en tabak Foodstuffs, beverages and tobacco	683,1	610,4	4 883,4	3 540,6	364,4	342,4	307,8	329,4	308,0
Lewende hawe en land- bouprodukte Livestock and produce	427,9	400,3	3 210,3	2 940,9	348,8	359,7	368,8	385,5	371,2
Tekstiele, kleraste en skoeisel Textiles, clothing and footwear	420,5	370,7	3 604,5	3 101,1	633,3	667,3	591,5	597,2	523,9
Meubels en huishou- delike benodigdhede Furniture and house- hold requisites	644,8	736,7	5 809,4	4 868,7	210,9	375,6	299,0	3134,7	2 995,7
kantoor- en winkeluut- rusting, boeke en skryfbehoeftes Office and shop equip- ment, books and stationery	210,9	375,6	3 134,7	2 995,7	1 183,8	1 132,5	1 166,4	1 142,3	1 122,9
Diamante, juweliers- en silwerware Diamonds, jewellery and silverware	1 325,3	1 258,8	11 581,1	10 885,4	1 373,7	1 348,4	1 329,6	1 342,7	1 278,8
Farmaseutiese en che- miese produkte Pharmaceutical and chemical products	1 495,1	1 451,7	13 262,2	12 604,5	1 668,6	1 894,2	1 861,1	1 902,0	1 773,2
Konstruksie- en bouma- teriale Construction and build- ing materials	1 758,1	2 035,4	18 042,7	19 047,3	3 490,7	3 748,5	3 834,2	3 709,5	3 234,0
Masjinerie en uitrus- ting (myn, nywerheid en landbou) Machinery and equip- ment (mining, indus- trial and agricul- tural)	3 690,7	3 842,8	35 709,3	31 763,3	3 490,7	3 748,5	3 834,2	3 709,5	3 234,0
Diverse/Miscellaneous									

WHOLESALE TRADE SALES BY KIND OF BUSINESS
TABLE 1.2 - AT CONSTANT 1990 PRICE

GROOTHANDELVERKOPE VOLGENS SOORT BESIGHEID
TABEL 1.2 - TEEN KONSTANTE 1990-PRYSE

R MIJ./M111.

Soort besigheid Kind of business	Werklike waardes Actual values				Seisoensaangepaste waardes Seasonally adjusted values				
	Okt./ Oct. 1993	Sep. 1993	Okt./ Oct. 1992	Jan. 1993	Okt./ Oct. 1993	Sep. 1993	AUG. 1993	Jul. 1993	Okt./ Oct. 1992
Totaal/Total	9 712,9	10 151,2	10 020,9	93 329,8	93 545,5				
Diamante ingesluit Including diamonds	9 461,4	9 703,5	9 771,7	90 109,8	91 056,9				9 342,8
Diamante uitgesluit Excluding diamonds	1 947,8	1 914,6	2 019,6	18 596,9	18 823,1				1 952,6
Voedsel, drank en tabak Foodstuffs, beverages and tobacco	469,2	412,3	356,2	3 419,7	2 700,3				321,5
Lewende hawe en land- bouprodukte Livestock and produce	312,6	293,1	283,4	2 397,4	2 361,3				242,8
Tekstiele, klerasie en skoeisel Textiles, clothing and footwear	285,2	252,9	330,6	2 516,2	2 377,5				279,0
Meubels en huishou- delike benodigdhede Furniture and house- hold requisites	430,4	495,1	388,9	3 996,1	3 692,7				389,2
Kantoor- en winkeluit- rusting, boeke en skryfbehoeftes Office and shop equip- ment, books and stationery	251,4	447,8	249,2	3 220,0	2 488,6				
Diamante, juweliers- en silwerware Diamonds, jewellery and silverware	938,7	893,1	954,8	8 412,8	8 552,3				859,0
Farmaseutiese en che- miese produkte Pharmaceutical and chemical products	1 068,5	1 040,7	1 086,5	9 717,3	9 998,2				984,4
Konstruksie- en bouma- teriaal Construction and buil- ding materials	1 307,9	1 526,2	1 516,3	13 763,8	15 741,1				1 468,2
Masjinerie en uitrus- ting (my n. nywerheid en landbou) Machinery and equip- ment (mining, indus- trial and agricul- tura)									
Diverse/Miscellaneous	2 701,1	2 875,5	2 835,4	27 289,5	26 810,3				2 712,9
				2 588,5	2 780,5				2 723,0
				2 800,1	2 723,0				2 712,9