



REPUBLIC OF SOUTH AFRICA



## Wholesale trade sales November 1996

### Statistical release P6141.2

Co-operation between the Central Statistical Service and the residents of the RSA, the private sector and the government institutions is essential for a successful statistical system in the RSA. Without this continued co-operation and goodwill, the timely release of relevant and reliable official statistics will not be possible.

The CSS publishes approximately five hundred different releases per year. In the light of expenditure restraints in government, it is no longer economically viable to produce them in more than one of the eleven official languages in South Africa. Since the releases are also extensively used by the international economic and social-scientific communities, from 1996 CSS releases will be published in English.

Embargo: 11:00  
Date: 25 February 1997

Published by the  
Central Statistical Service  
Private Bag X44  
PRETORIA  
0001  
Tel. (012) 310-8911

**The CSS has copyright on this information. You are, however, free to apply it as you wish provided that you acknowledge the CSS as the source of the basic data wherever you process, apply, utilise, publish or distribute the data; and also that you specify that the relevant application and analyses (where applicable) result from your own processing of the data.**

*CSS Library Cataloguing-in-Publication (CIP) Data*

Wholesale trade: financial statistics / Central  
Statistical Service. - 1996-  
Pretoria: Central Statistical Service, 1996-  
p. ; 30 cm. (Statistical release; P6142)  
Series formerly available as: Statistiese nuusberig =  
Statistical news release; P6142 and P13.7 and  
Statistiese vrystelling = Statistical release; P6142  
Title continues in English only  
Quarterly  
1. Finance - Statistics. 2. Wholesale Trade.  
I. South Africa. Central Statistical Service.  
II. Series.

(LCSH 16)

A complete set of CSS publications is available at the **CSS Library** and the following libraries:

State Library, Pretoria  
Library of Parliament, Cape Town  
South African Library, Cape Town  
Bloemfontein Public Library  
Natal Society Library, Pietermaritzburg  
Johannesburg Public Library

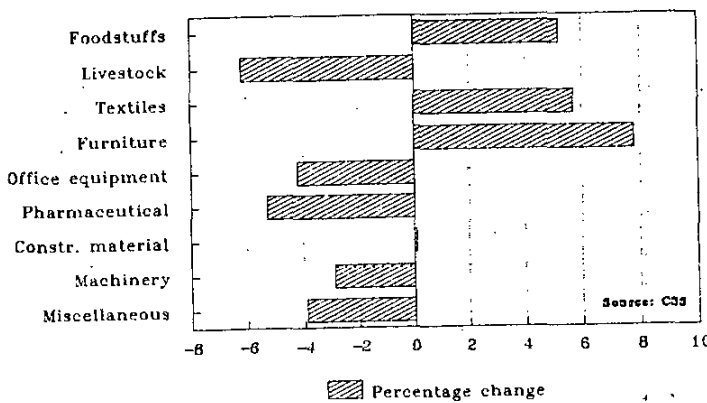
**REAL WHOLESALE TRADE SALES DECREASE FOR NOVEMBER 1996**

*The seasonally adjusted real wholesale trade sales (excluding diamonds), at constant June 1995 prices, for November 1996 are 1,0% lower than for October 1996.*

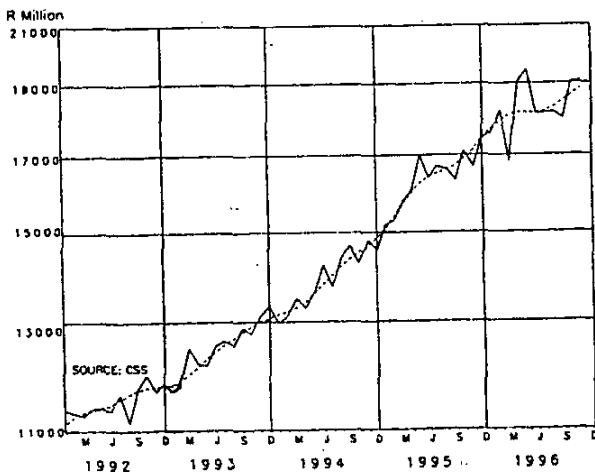
The largest percentage decrease in seasonally adjusted real wholesale trade sales occurred in respect of wholesalers in livestock and farm produce (-6,2%), followed by wholesalers in pharmaceutical and chemical products (-5,3%), while the largest increases occurred in respect of wholesalers in furniture and household requisites (+7,8%), wholesalers in textiles, clothing and footwear (+5,7%) and wholesalers in foodstuffs, beverages and tobacco (+5,2%).

The total value of wholesale trade sales (excluding diamonds) for the first 11 months of 1996 amounted to R202 475,6 million, which is 12,7% higher than for the corresponding period of 1995.

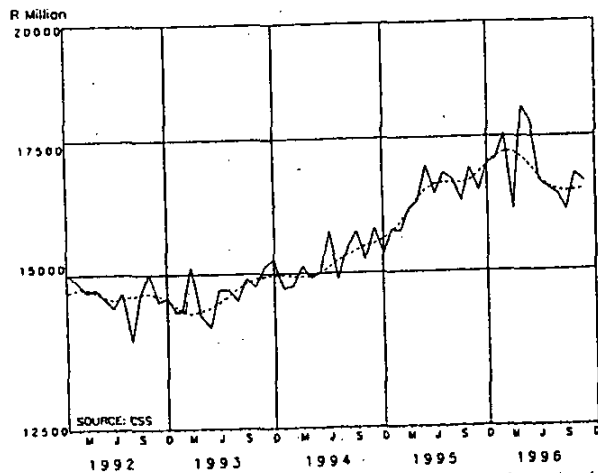
**REAL WHOLESALE TRADE SALES  
BY TYPE OF BUSINESS**  
Seasonally adjusted - Nov. 1996 v. Oct. 1996



**WHOLESALE TRADE SALES (EXCLUDING DIAMONDS)  
(AT CURRENT PRICES)**



**WHOLESALE TRADE SALES (EXCLUDING DIAMONDS)  
(AT CONSTANT JUNE 1995 PRICES)**



Scale: Semi-logarithmic

Trend cycle - - - - -  
Seasonally adjusted - - - - -

Trend cycle - - - - -  
Seasonally adjusted - - - - -

**ENQUIRIES:**

Tel.: (012) 310-8095/310-8040  
(012) 310-8351/310-8390  
(012) 310-8404 (technical enquiries)  
Private Bag X44, Pretoria, 0001  
Fax: 310-8500 310-8501  
E-mail: info @ css.pwv.gov.za  
Internet: http://www.css.gov.za

2  
SUMMARY - WHOLESALE TRADE

P6141.2

Period	Sales (Excluding diamonds) R million		Percentage change of sales	
	At current prices	At constant June 1995 prices	At current prices	At constant June 1995 prices
<b>Actual values</b>				
Sep. 1996 - Nov. 1996	59 944,2	52 676,8	+12,3	-0,5
Sep. 1995 - Nov. 1995	53 390,3	52 931,2		
<b>Seasonally adjusted values</b>				
Sep. 1996 - Nov. 1996	56 240,9	49 418,6	+3,2	-0,2
Jun. 1996 - Aug. 1996	54 503,8	49 495,6		



PP  
Dr F M Orkin  
Head: Central Statistical Service

**NOTES**

This statistical release shows final estimates of the wholesale trade sales in the Republic of South Africa (the former TBVC states are included). The survey is conducted on a firm basis. The results of the sample survey are raised to represent the total wholesale trade sales. Both actual and seasonally adjusted values of wholesale trade sales according to type of business at current as well as constant June 1995 prices are shown. The value of sales at constant June 1995 prices in respect of each type of business is obtained by deflating the sales value at current prices by means of sub-indices of the production price index on base June 1995=100.

Wholesale trade sales at current prices include VAT.

Symbols used

- \* = revised
- = not applicable

I. WHOLESALE TRADE SALES BY TYPE OF BUSINESS  
1.1 AT CURRENT PRICES

R Million

Type of business	Actual values					Seasonally adjusted values				
	Nov. 1996	Oct. 1996	Nov. 1995	Jan. 1996	Nov. 1995	Nov. 1996	Oct. 1996	Sep. 1996	Aug. 1996	Nov. 1995
	Total	21 338,1	20 858,4	18 686,8	207 676,5	183 745,2	19 133,3	19 103,1	18 004,4	18 195,1
Including diamonds	21 053,7	20 134,4	18 353,3*	202 475,6	179 594,3					
Excluding diamonds	3 858,2	3 515,8	3 514,8	38 446,2	35 400,4	3 750,5	3 449,1	3 094,8	3 720,0	3 417,9
Foodstuffs, beverages and tobacco	1 229,2	1 228,8	1 042,5	11 024,1	8 672,1	985,1	1 051,1	1 036,0	1 039,8	833,7
Livestock and farm produce	564,1	562,2	523,5	4 641,6	4 500,1	473,7	446,0	368,1	400,7	442,8
Textiles, clothing and footwear	688,5	538,7	605,3	4 762,5	4 506,9	481,1	436,1	400,8	439,3	425,7
Furniture and household requisites	1 139,1	1 069,4	1 055,3*	10 882,7	9 579,6	1 010,5	1 038,3	887,4	923,3	944,4
Office and shop equipment, books and stationery	284,4	723,9	333,5	5 167,4	4 151,0	-	-	-	-	-
Diamonds, jewellery and silverware	1 809,0	1 902,5	1 693,3	18 499,5	17 318,8	1 689,3	1 769,4	1 704,5	1 628,4	1 577,3
Pharmaceutical and chemical products	2 082,1	1 977,9	2 017,9	19 827,8	19 472,3	1 786,8	1 774,4	1 676,0	1 671,7	1 734,4
Construction and building materials	3 548,4	3 517,9	2 790,0	34 111,3	27 200,0	3 380,5	3 471,2	3 105,0	3 053,5	2 643,1
Machinery and equipment (mining, industrial) and agricultural	6 135,1	5 821,2	5 110,7	60 166,2	52 944,0	5 595,3	5 740,5	5 659,7	5 510,2	4 645,1
Miscellaneous										

The former IBYC states are included.

1. WHOLESALE TRADE SALES BY TYPE OF BUSINESS  
1.2 AT CONSTANT JUNE 1995 PRICES

R Million

Type of business	Actual values						Seasonally adjusted values														
	Nov. 1996		Oct. 1996		Nov. 1995		Jan. 1996		Nov. 1995		Nov. 1996		Oct. 1996		Sep. 1995		Aug. 1996		Nov. 1995		
Total	18 599,4	18 499,2	18 450,6	190 932,3	184 963,8																
Including diamonds	18 282,1	17 686,0	18 128,0*	185 623,6	180 830,8																
Excluding diamonds	3 311,2	3 063,3	3 399,9	35 011,0	35 088,7																
Foodstuffs, beverages and tobacco	1 072,3	1 072,7	1 018,4	10 389,9	8 631,8																
Livestock and farm produce	521,8	520,5	511,4	4 388,2	4 503,1																
Textiles, clothing and footwear	632,6	501,8	596,3	4 497,6	4 525,9																
Furniture and household requisites	1 012,7	963,1	1 019,7*	10 049,1	9 613,9																
Office and shop equipment, books and stationery	317,2	813,1	322,6	5 308,8	4 133,0																
Diamonds, jewellery and silverware	1 649,2	1 736,4	1 655,7	17 427,0	17 443,4																
Pharmaceutical and chemical products	1 886,0	1 803,8	1 976,6	18 526,0	19 576,6																
Construction and building materials	3 259,6	3 263,1	2 756,6	32 344,5	27 404,5																
Machinery and equipment (mining, industrial and agricultural)	4 936,9	4 761,4	5 193,3	52 990,3	54 042,9																
Miscellaneous																					

The former TBVC states are included.