

DIE BIBLIOTEK / THE LIBRARY
SENTRALE STATISTIEKDIENS
CENTRAL STATISTICAL SERVICE
PRIVATE SAK / PRIVATE BAG X 44
0001 PRETORIA




REPUBLIEK VAN SUID-AFRIKA
REPUBLIC OF SOUTH AFRICA

Groothanderverkope

November 1994

Wholesale trade sales

November 1994



SENTRALE
STATISTIEKDIENS
CENTRAL
STATISTICAL SERVICE

Statistiese vrystelling P6141.2
Statistical release

Om 'n suksesvolle statistiese stelsel in die RSA te bedryf, is die samewerking tussen die Sentrale Statistiekdiens en die inwoners van die RSA, die private sektor en die owerheidsinstellings onontbeerlik. Sonder hierdie volgehoue samewerking en welwillendheid sal die tydige beskikbaarstelling van relevante en betroubare amptelike statistieke nie moontlik wees nie.

Co-operation between the Central Statistical Service and the residents of the RSA, the private sector and the government institutions is essential for a successful statistical system in the RSA. Without this continued co-operation and goodwill, the timely release of relevant and reliable official statistics will not be possible.

Embargo: 09:30
Datum/Date: 16 Februarie/February 1995

Uitgegee deur die Sentrale Statistiekdiens
Private Sak X44
PRETORIA
0001
Tel. (012) 310-8911

Published by the Central Statistical Service
Private Bag X44
PRETORIA
0001
Tel. (012) 310-8911

Hierdie publikasie of enige gedeelte daarvan mag sonder voorafgoedkeuring gereproduseer word, gestoor word vir ontsluitingsdoeleindes, of versend word in enige formaat deur gebruikmaking van enige middel, mits die SSD as bron vermeld word.

This publication or any part thereof may be reproduced, stored in a retrieval system, or transmitted in any form or by any means without prior permission, provided that the CSS is acknowledged as the source.

SSD-biblioteek Katalogisering-in-Publikasie (KIP) Data
CSS Library Cataloguing-in-Publication (CIP) Data

Groothandelverkope / Sentrale Statistiekdiens = Wholesale trade sales / Central Statistical Service. - 1987- Pretoria: Central Statistical Service, 1987- p. ; 30 cm. (Statistiese vrystelling = Statistical release; P6141.2)
Series formerly available as: Statistiese nuusberig = Statistical news release; P6141.2 and P13.3.
Monthly
1. Wholesale trade. I. South Africa. Central Statistical Service. II. Suid-Afrika. Sentrale Statistiekdiens. III. Title. IV. Series.
(LCSH 11)

'n Volledige stel SSD-publikasies is beskikbaar by die SSD-biblioteek en die volgende biblioteke:

Staatsbiblioteek, Pretoria
Parlementsbiblioteek, Kaapstad
Suid-Afrikaanse Biblioteek, Kaapstad
Bloemfontein Openbare Biblioteek
Natal Society Library, Pietermaritzburg
Johannesburg Openbare Biblioteek

A complete set of CSS Publications is available at the CSS Library and the following libraries:

State Library, Pretoria
Library of Parliament, Cape Town
South African Library, Cape Town
Bloemfontein Public Library
Natal Society Library, Pietermaritzburg
Johannesburg Public Library

GROOTHANDELAARS WAS ONNODIG PESSIMISTIES VIR NOVEMBER 1994

Die groothandelverkope (diamante uitgesluit) vir November 1994 is 5,0% hoër as die verwagte verkope vir November 1994 soos deur die groothandelaars in die vooruitsig geste!

Die finale waarde van groothandelverkope (diamante uitgesluit) vir November 1994 bedra R16 086,7 miljoen wat na seisoensaanpassing 0,9% hoër is as vir Oktober 1994. In reële terme verteenwoordig dit 'n toename van 0,5%. Die grootste toenames in reële verkope (teen konstante 1990-pryse) het voorgekom by groothandelaars in lewende hawe en landbouprodukte (9,1%) en groothandelaars in kantoor- en winkeltoerusting, boeke en skryfbehoeftes (8,4%). Hierdie toenames is in 'n groot mate teëgewerk deur afnames in die verkope van groothandelaars in masjinerie en toerusting (-3,5%), groothandelaars in tekstiele, klerasie en skoeisel (-2,4%) en groothandelaars in diverse goedere (-0,5%).

Die gegewens in hierdie statistiese vrystelling sluit die voormalige Republieke van Transkei, Bophuthatswana, Venda en Ciskei uit. Gegewens van die voormalige Republieke sal vanaf die Januarie 1995-opname ingesluit word.

* Soos gepubliseer in statistiese vrystelling P6141.1 van 10 Januarie 1995.

WHOLESALE TRADERS WERE UNNECESSARILY PESSIMISTIC FOR NOVEMBER 1994

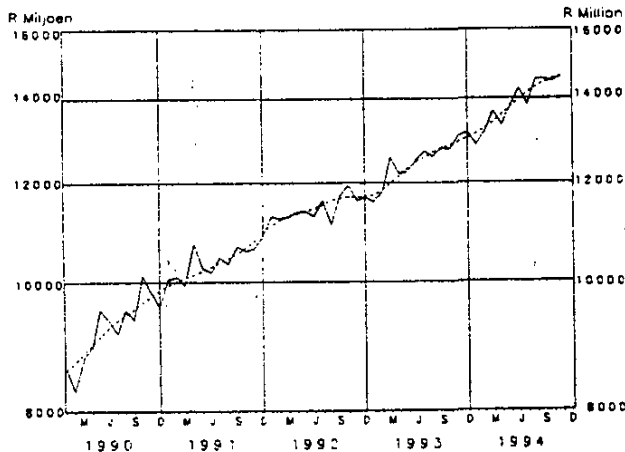
The wholesale trade sales (excluding diamonds) for November 1994 are 5,0% higher than the expected sales for November 1994 as foreseen by the wholesalers*.

The final value of wholesale trade sales (excluding diamonds) for November 1994 amounts to R16 086,7 million, which after seasonal adjustment is 0,9% higher than for October 1994. In real terms this represents an increase of 0,5%. The largest increases in real sales (at constant 1990 prices) occurred in respect of wholesalers in livestock and agricultural produce (9,1%) and wholesalers in office and shop equipment, books and stationery (8,4%). These increases were to a large extent counteracted by decreases in the sales of wholesalers in machinery and equipment (-3,5%), wholesalers in textiles, clothing and footwear (-2,4%) and wholesalers in miscellaneous goods (-0,5%).

The data in this statistical release exclude the former Republics of Transkei, Bophuthatswana, Venda and Ciskei. Data of the former Republics will be included as from the January 1995 survey.

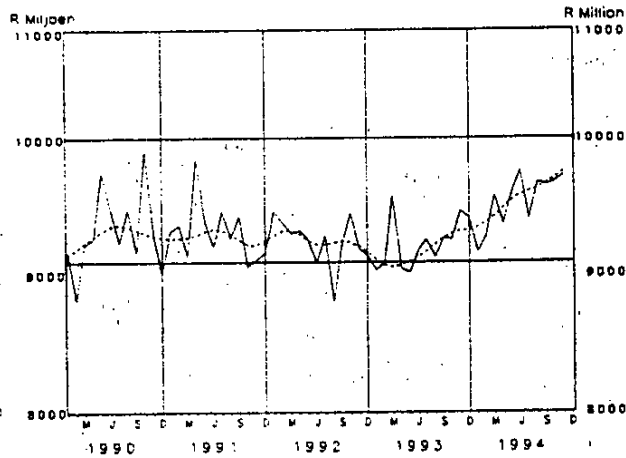
* As published in statistical release P6141.1 of 10 January 1995.

**GROOTHANDELVERKOPE
UITGESONDERD DIAMANTE
HEERSENDE PRYSE / CURRENT PRICES**



Skool: Semi-logaritmië Tendenskiwis --- Trend cycle
Seisoensoongepas Seasonally adjusted

**WHOLESALE TRADE SALES
EXCLUDING DIAMONDS
KONSTANTE 1990-PRYSE / CONSTANT 1990 PRICES**



Skool: Semi-logaritmië Tendenskiwis --- Trend cycle
Seisoensoongepas Seasonally adjusted

NAVRAE:

Tel. (012) 310-8095/310-8040
(012) 310-8351/310-8390
(012) 310-8021 (tegniese navrae)
Private Sak X44, Pretoria, 0001
Faks: 310-8500 310-8501

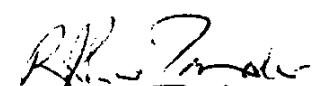
BLOEMFONTEIN (051) 477767
DURBAN (031) 3053904
CAPE TOWN/KAAPSTAD (021) 4612098

ENQUIRIES:

Tel. (012) 310-8095/310-8040
(012) 310-8351/310-8390
(012) 310-8021 (technical enquiries)
Private Bag X44, Pretoria, 0001
Fax: 310-8500 310-8501

KEMPTON PARK (011) 3943420/1
KIMBERLEY (0531) 33965
KLERKSDORP (018) 4624008
NELSPRUIT (01311) 52455/6
PIETERSBURG (0152) 295-7521
PORT ELIZABETH (041) 523801/2

Tydperk - Period	Verkope - (Diamante uitgesluit) Sales - (Excluding diamonds)		Persentasieverandering van verkope Percentage change of sales	
	Teen heer- sende pryse At current prices	leen konstan- te 1990-pryse At constant 1990 prices	leen heer- sende pryse At current prices	leen konstan- te 1990-pryse At constant 1990 prices
	R. Milj./Mill.			
Werklike waardes/Actual values				
Sep. 1994 - Nov. 1994	46 689,7	30 937,0	+12,7	+14,3
Sep. 1993 - Nov. 1993	41 446,0	29 658,9		
Seisoensaangepaste waardes/ Seasonally adjusted values				
Sep. 1994 - Nov. 1994	43 457,6	28 919,6	+2,2	+0,8
Jun. 1994 - Aug. 1994	42 531,5	28 679,1		


 DD WIND HOOFD: SENTRALE STATISTIEKDIENS
 AGIC HEAD: CENTRAL STATISTICAL SERVICE

OPMERKINGS

Hierdie statistiese vrystelling toon finale ramings van die groothandelverkope (die voormalige Republieke van Transkei, Bophuthatswana, Venda en Ciskei uitgesluit). Die opname word op 'n firmabasis gedoen. Die resultate van die steekproefopname word verhoog om die totale groothandelverkope te verteenwoordig. Beide die werklike en seisoensaangepaste waardes van groothandelverkope volgens soort besigheid teen heersende sowel as konstante 1990-pryse word getoon. Die waarde van verkope teen konstante 1990-pryse ten opsigte van elke soort besigheid is verkry deur die verkoopwaarde teen heersende pryse met behulp van sub-indekse van die produksieprysindeks op basis 1990 = 100 te defleer.

Groothandelverkope teen heersende pryse sluit BIW in.

'n Voorlopige raming van totale groothandelverkope word in statistiese vrystelling P6141.1 gepubliseer.

NOTES

This statistical release shows final estimates of the wholesale trade sales (excluding the former Republics of Transkei, Bophuthatswana, Venda and Ciskei). The survey is conducted on a firm basis. The results of the sample survey are raised to represent the total wholesale trade sales. Both actual and seasonally adjusted values of wholesale trade sales according to kind of business at current as well as constant 1990 prices are shown. The value of sales at constant 1990 prices in respect of each kind of business is obtained by deflating the sales value at current prices by means of sub-indices of the production price index on base 1990 = 100.

Wholesale trade sales at current prices include VAT.

A preliminary estimate of total wholesale trade sales is published in statistical release P6141.1.

GROOTHANDELVERKOPE VOLGENS SOORT BESIGHEID
 TABLE 1.1 - TEEN HEERSENDE PRYSE

WHOLESALE TRADE SALES BY KIND OF BUSINESS
 TABLE 1.1 - AT CURRENT PRICES

R MIJ./MILL.

Soort besigheid Kind of business	Werklike waardes - Actual values				Seisoensaangepaste waardes - Seasonally adjusted values				
	Nov. 1994	Okt./ Oct. 1994	Nov. 1993	Jan. - Nov. 1994	Nov. 1994	Okt./ Oct. 1994	Sep. 1994	Aug. 1994	Nov. 1993
Totaal/Total	16 351,1	15 435,5*	14 823,7*	156 954,6	140 646,8*				
Diamante ingesluit Including diamonds	16 086,7	15 190,6*	14 455,7*	153 171,7	137 144,2*			14 474,5	13 057,7
Diamante uitgesluit Excluding diamonds	2 933,3	2 882,2	2 880,5	29 097,6	29 204,7			2 704,7	2 786,8
Voedseel, drank en tabak Foodstuffs, beverages and tobacco	1 017,5	871,7	768,0	7 798,7	5 651,4			774,9	609,2
Lewende hawe en land- bouprodukte Livestock and agricul- tural produce	428,9	478,9	369,5	4 114,0	3 579,8			410,9	332,7
Tekstiele, klerasie en skoeisei Textiles, clothing and footwear	591,0	503,4	527,7*	4 474,5	4 194,4*			410,7	382,3
Meubels en huishou- delike benodigdhede Furniture and house- hold requisites	874,1	787,1	644,0	8 154,9	6 453,4			773,3	616,1
Kantoor- en winkeltoe- rusting, boeke en skryfbenodigdhede Office and shop equip- ment, books and stationery	264,4	244,9	367,9	3 782,9	3 502,6				
Diamante, juweliers- en silwerware Diamonds, jewellery and silverware	1 463,1	1 389,4	1 371,6	13 922,4	12 952,8			1 287,4	1 234,5
Farmaseutiese en che- miese produkte Pharmaceutical and chemical products	1 934,6	1 798,4*	1 571,4	17 053,0	14 833,7			1 686,5	1 371,3
Konstruksie- en bouma- teriale Construction and build- ing materials	2 431,9	2 317,3	2 099,0*	24 209,8	20 340,8			2 317,3	1 933,9
Masjinerie en toerus- ting (myn, nywerheid en landbou) Machinery and equip- ment (mining, indus- trial and agricul- tural)	4 412,3	4 162,2	4 224,0	44 347,0	39 933,3			4 208,4	3 801,4
Diverse/Miscellaneous									

* Hersien

* Revised

GROOTHANDELVERKOPE VOLGENS SOORT BESIGHEID
TABEL 1.2 - TEEN KONSTANTE 1990-PRYSE

R Milj./Mill.

WHOLESALE TRADE SALES BY KIND OF BUSINESS
TABLE 1.2 - AT CONSTANT 1990 PRICE

Soort besigheid Kind of business	Werklike waardes - Actual values				Seisoenaangepaste waardes - Seasonally adjusted values				
	Nov. 1994	Oct. 1994	Nov. 1993	Jan. 1994	Nov. 1994	Oct. 1994	Sep. 1994	Aug. 1994	Nov. 1993
Totaal/Total	10 939,4	10 341,8*	10 741,6*	109 012,7	104 262,3*				
Diamante ingesluit Including diamonds	10 629,2	10 054,4*	10 303,0*	104 474,7	100 603,7*				9 390,3
Diamante uitgesluit Excluding diamonds	1 752,4	1 716,8	1 970,5	18 185,8	20 567,3				1 919,9
Voedsel, drank en tabak Foodstuffs, beverages	599,5	496,7	513,3	4 769,2	3 933,0				412,6
Lewende hawe en land- bouprodukte Livestock and agricul- tural produce	290,9	324,8	269,8	2 861,1	2 667,1				243,1
Textiele, kleraste en skoeisel Textiles, clothing and footwear	375,6	321,7	358,1*	2 956,0	2 916,5*				261,5
Meubels en huishou- delike benodigdhede Furniture and house- hold requisites	547,9	494,3	430,1	5 314,8	4 426,3				415,9
Kantoor- en winkeltoe- rusting, boeke en skryfbehoeftes Office and shop equip- ment, books and stationery	310,3	287,4	438,6	4 538,1	3 658,6				
Diamante, juweliers- en silwerware Diamonds, Jewellery and silverware	968,7	920,2	971,3	9 456,9	9 384,2				875,1
Farmaseutiese en che- miese produkte Pharmaceutical and chemical products	1 286,4	1 204,0*	1 119,5	11 628,4	10 836,8				978,0
Konstruksie- en bouma- teriale Construction and build- ing materials	1 673,1	1 616,6	1 560,9*	17 264,1	15 473,5				1 443,3
Masjinerie en toerus- ting (myn, nywerheid en landbou) Machinery and equip- ment (mining, indus- trial and agricul- tural)	3 134,5	2 959,3	3 109,5	32 038,2	30 399,0				2 827,9
Diverse/Miscellaneous									
	2 844,7	2 857,7	2 860,4	2 970,6	2 827,9				2 827,9

* Hersien

Revised