


4



CENTRALE STATISTIEKDIENS
CENTRAL STATISTICAL SERVICE
1973-02-15
EMILIE MEKLIBARY
PRETORIA 0081

REPUBLIEK VAN SUID-AFRIKA
REPUBLIC OF SOUTH AFRICA



SENTRALE
STATISTIEKDIENS
CENTRAL
STATISTICAL SERVICE

Groothandelverkope

November 1993

Wholesale trade sales

November 1993

Statistiese vrystelling P6141.2
Statistical release

Om 'n suksesvolle statistiese stelsel in die RSA te bedryf, is die samewerking tussen die Sentrale Statistiekdiens en die inwoners van die RSA, die private sektor en die owerheidsinstellings onontbeerlik. Sonder hierdie volgehoue samewerking en welwillendheid sal die tydige beskikbaarstelling van relevante en betroubare amptelike statistieke nie moontlik wees nie.

Co-operation between the Central Statistical Service and the residents of the RSA, the private sector and the government institutions is essential for a successful statistical system in the RSA. Without this continued co-operation and goodwill, the timely release of relevant and reliable official statistics will not be possible.

Embargo: 08:00
Datum/Date: 14 Februarie/February 1994

Uitgegee deur die Sentrale Statistiekdiens
Private Sak X44
PRETORIA
0001

Published by the Central Statistical Service
Private Bag X44
PRETORIA
0001

Hierdie publikasie of enige gedeelte daarvan mag sonder voorafgoedkeuring gereproduseer word, gestoor word vir ontsluitingsdoeleindes, of versend word in enige formaat deur gebruikmaking van enige middel, mits die SSD as bron vermeld word.

This publication or any part thereof may be reproduced, stored in a retrieval system, or transmitted in any form or by any means without prior permission, provided that the CSS is acknowledged as the source.

SSD-biblioteek Katalogisering-in-Publikasie (KIP) Data
CSS Library Cataloguing-in-Publication (CIP) Data

Groothandelverkope / Sentrale Statistiekdiens = Wholesale trade sales / Central Statistical Service. - 1993 - Pretoria: Central Statistical Service, 1994 - p. ; 30cm. (Statistiese vrystelling = Statistical release; P6141.2)
Series formerly available as: Statistiese nuusberig = Statistical news release; P6141.2 and P13.3
Monthly
1.-Wholesale trade. I. South Africa. Central Statistical Service. II. Suid-Afrika. Sentrale Statistiekdiens. III. Title. IV. Series.

'n Volledige stel SSD-publikasies is beskikbaar by die SSD-biblioteek en die volgende biblioteke:

Staatsbiblioteek, Pretoria
Parlementsbiblioteek, Kaapstad
Suid-Afrikaanse Biblioteek, Kaapstad
Bloemfontein Openbare Biblioteek
Natal Society Library, Pietermaritzburg
Johannesburg Openbare Biblioteek

A complete set of CSS Publications is available at the CSS Library and the following libraries:

State Library, Pretoria
Library of Parliament, Cape Town
South African Library, Cape Town
Bloemfontein Public Library
Natal Society Library, Pietermaritzburg
Johannesburg Public Library

GROOTHANDELVERKOPE VIR NOVEMBER HOËR AS VERWAG

Die groothandelverkope (diamante uitgesluit) vir November 1993 (R14 401,2 miljoen) is 8,9% hoër as die verwagte verkope vir November 1993 (R13 229,3 miljoen), soos deur die groothandelaars in die vooruitsig gestel, hoofsaaklik vanweë beter as verwagte verkope deur vyf van die nege soorte groothandelaars. Die verwagte groothandelverkope (diamante uitgesluit) vir Desember 1993 bedra R13 017,6 miljoen (soos gepubliseer in statistiese vrystelling P6141.1 van 9 Februarie 1994) en toon na seisoenaanpassing 'n styging van 1,7% vergeleke met die finale gegewens vir November 1993.

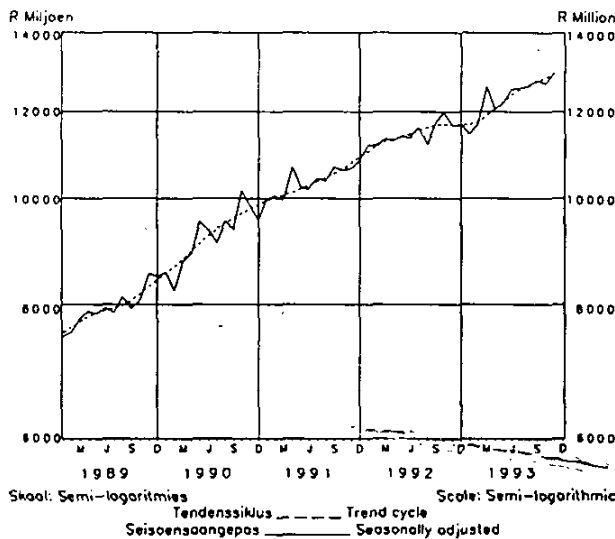
Die waarde van groothandelverkope (diamante uitgesluit) vir November 1993 toon na seisoenaanpassing 'n styging van 2,4% vergeleke met Oktober 1993. Groothandelaars in masjinerie en groothandelaars in diverse goedere het beide toenames van 8,2% in verkope aangeteken na relatief lae verkope vir Oktober 1993. Die verkope van groothandelaars in tekstiele, klerasie en skoeisel het egter met 6,5% gedaal, terwyl dié van groothandelaars in meubels en huishoudelike benodighede met 1,2% gedaal het en dié van kantoor- en winkelluitrusting, boeke en skryfbehoeftes met 1,0%.

WHOLESALE TRADE SALES FOR NOVEMBER HIGHER THAN EXPECTED

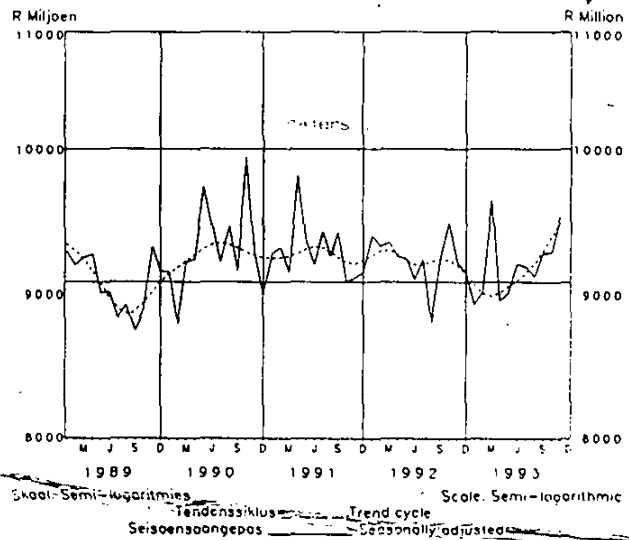
The wholesale trade sales (excluding diamonds) for November 1993 (R14 401,2 million) are 8,9% higher than the expected sales for November 1993 (R13 229,3 million), as foreseen by the wholesalers, mainly due to better than expected sales by five of the nine types of wholesalers. The expected wholesale trade sales (excluding diamonds) for December 1993 amount to R13 017,6 million (as published in statistical release P6141.1 of 9 February 1994) and reflect an increase of 1,7% compared with the final data for November 1993 after seasonal adjustment.

The value of wholesale trade sales (excluding diamonds) for November 1993 reflect an increase of 2,4%—compared with October 1993 after seasonal adjustment. Wholesalers in machinery and wholesalers in miscellaneous goods both recorded increases of 8,2% in sales after relatively low sales for October 1993. The sales of wholesalers in textiles, clothing and footwear, however, decreased by 6,5%, while those of wholesalers in furniture and household requisites decreased by 1,2% and those of office and shop equipment, books and stationery by 1,0%.

**GROOTHANDELVERKOPE
UITGESONDERD DIAMANTE
HEERSENDE PRYSE / CURRENT PRICES**



**WHOLESALE TRADE SALES
EXCLUDING DIAMONDS
KONSTANTE 1990-PRYSE / CONSTANT 1990 PRICES**



NAVRAE:

PRETORIA Tel. (012) 310-8911
Private Sak X44, Pretoria, 0001
Faks: 310-8500 310-8501

ENQUIRIES:

PRETORIA Tel. (012) 310-8911
Private Bag X44, Pretoria, 0001
Fax: 310-8500 310-8501

BLOEMFONTEIN (051) 477767	KEMPTON PARK (011) 3943420/1	NELSPRUIT (01311) 52455/6
DURBAN (031) 3053904	KIMBERLEY (0531) 33965	PIETERSBURG (01521) 71609
KAAPSTAD/CAPE TOWN (021) 4612098	KLERKSDORP (018) 4624008	PORT ELIZABETH (041) 523801/2

P6141.2

Tydperk - Perjod	Verkope - (Diamante uitgesluit) Sales - (excluding diamonds)		Persentasieverandering van verkope Percentage change of sales	
	Teen heersende pryse At current prices	Teen konstante 1990-pryse At constant 1990 prices	Teen heersende pryse At current prices	Teen konstante 1990-pryse At constant 1990 prices
	R. Milj./Mill.			
Werklike waardes/Actual values				
Sep. 1993 - Nov. 1993	41 329,3	29 579,7	+9,5	+0,4
Sep. 1992 - Nov. 1992	37 751,5	29 453,4		
Seisoensaangepaste waardes/ Seasonally adjusted values				
Sep. 1993 - Nov. 1993	38 623,3	27 838,7	+1,8	+2,1
Jun. 1993 - Aug. 1993	37 922,2	27 263,6		


 pp
 HOOF: SENTRALE STATISTIEKDIENS
 HEAD: CENTRAL STATISTICAL SERVICE

OPMERKINGS

Hierdie statistiese vrystelling toon finale ramings van die groothandelverkope. Die opname word op 'n firmabasis gedoen. Die resultate van die steekproefopname word verhef om die totale groothandelverkope te verteenwoordig. Beide die werklike en seisoensaangepaste waardes van groothandelverkope volgens soort besigheid teen heersende sowel as konstante 1990-pryse word getoon. Die waarde van verkope teen konstante 1990-pryse ten opsigte van elke soort besigheid is verkry deur die verkoopwaarde teen heersende pryse met behulp van sub-indeks van die produksieprysindeks op basis 1990 = 100 te defleer.

Groothandelverkope teen heersende pryse sluit BTW in.

'n Voorlopige raming van totale groothandelverkope word in statistiese vrystelling P6141.1 gepubliseer.

NOTES

This statistical release shows final estimates of the wholesale trade sales. The survey is conducted on a firm basis. The results of the sample survey are raised to represent the total wholesale trade sales. Both actual and seasonally adjusted values of wholesale trade sales according to kind of business at current as well as constant 1990 prices are shown. The value of sales at constant 1990 prices in respect of each kind of business is obtained by deflating the sales value at current prices by means of sub-indices of the production price index on base 1990 = 100.

Wholesale trade sales at current prices include VAT.

A preliminary estimate of total wholesale trade sales is published in statistical release P6141.1.

GROOTHANDELVERKOPE VOLGENS SOORT BESIGHEID
 TABLE 1.1 - TEEN HEERSENDE PRYSE
 R Milj./Mill.
 WHOLESALE TRADE SALES BY KIND OF BUSINESS
 TABLE 1.1 - AT CURRENT PRICES

Soort besigheid Kind of business	Werklike waardes - Actual values				Seisoensaangepaste waardes - Seasonally adjusted values				
	Nov. 1993	Okt./ Okt. 1993	Nov. 1992	Jan. - Nov. 1993	Nov. 1993	Okt./ Okt. 1993	Sep. 1993	Aug. 1993	Nov. 1992
Totaal/Total	14 769,1	13 567,1*	12 994,6	140 530,1	129 169,3				
Diamante ingesluit Including diamonds	14 401,2	13 356,1*	12 880,8	137 027,5	126 059,8				11 641,7
Diamante uitgesluit Excluding diamonds	2 880,5	2 819,4	2 573,0	29 204,7	27 000,3				2 504,3
Voedsel, drank en tabak Foodstuffs, beverages and tobacco	768,0	683,1	536,2	5 651,4	4 076,9				439,2
Lewende hawe en land- bouprodukte	369,5	427,9	339,8	3 579,8	3 280,8				307,3
Livestock and produce									
Tekstiele, klerasie en skoeisel	473,2	420,5	485,3	4 077,7	3 586,4				351,4
Textiles, clothing and footwear									
Meubels en huishou- delike benodigdhede	644,0	644,8	525,4	6 453,4	5 394,1				505,5
Furniture and house- hold requisites									
Kantoor- en winkelluit- rusting, boeke en skryfbehoeftes	367,9	210,9	113,8	3 502,6	3 109,5				
Office and shop equip- ment, books and stationery									
Diamante, juweliers- en silwerware	1 371,6	1 325,3	1 223,5	12 952,8	12 108,8				1 103,6
Diamonds, jewellery and silverware									
Farmaseutiese en che- miese produkte	1 571,4	1 495,1	1 421,3	14 833,7	14 025,8				1 245,6
Pharmaceutical and chemical products									
Konstruksie- en bouma- teriale	2 099,0	1 849,5*	2 014,2	20 340,8	21 061,5				1 849,3
Construction and buil- ding materials									
Masjinerie en uitrus- ting (myn, nywerheid en landbou)	4 224,0	3 690,7	3 762,0	39 933,3	35 525,3				3 346,8
Machinery and equip- ment (mining, indus- trial and agricul- tural)									
Diverse/Miscellaneous									
* Hersten									

GROOTHANDELVERKOPE VOLGENS SOORT BESIGHEID
TABEL 1.2 - TEEN KONSTANTE 1990-PRYSE

R M11J./M111.

WHOLESALE TRADE SALES BY KIND OF BUSINESS
TABLE 1.2 - AT CONSTANT 1990 PRICE

Soort besigheid Kind of business	Werklike waardes Actual value		Seisoensangepaste waardes Seasonally adjusted values	
	Nov. 1993	Nov. 1992	Nov. 1993	Nov. 1992
Totaal/Total	10 704,6	10 071,6	10 202,5*	9 430,0
Diamante,ingesluit Including diamonds	10 266,0	9 976,8	9 202,5*	9 430,0
Diamante,uitgesluit Excluding diamonds	1 970,5	1 892,9	1 889,0	1 889,0
Voedsel,drank en tabak Foodstuffs, beverages and tobacco	513,3	469,2	418,6	409,6
Lewende hawe en land- bouprodukte Livestock and produce	269,8	312,6	265,6	250,6
Tekstiele, kleraste en skoeisel Textiles, clothing and footwear	321,1	285,2	238,6	240,3
Meubels en huishou- delike benodigdhede Furniture and house- hold requisites	430,1	430,4	427,9	439,3
kantoor- en winkeluit- rusting, boeke en skryfbehoeftes Office and shop equip- ment, books and stationery	438,6	251,4	240,3	248,1
Diamante, juweliers- en silwerware Diamonds, jewellery and silverware	971,3	938,7	849,7	806,6
Farmaseutiese en che- miese produkte pharmaceutical and chemical products	1 119,5	1 068,5	880,8	827,7
Konstruksie- en bouma- teriaal Construction and buil- ding materials	1 560,9	1 375,9*	983,0	952,9
Masjinerie en uitrus- ting (myn, nywerheid en landbou) Machinery and equip- ment (mining, indus- trial and agricul- tural)	3 109,5	2 701,1	2 579,9	2 787,5
Diverse/Miscellaneous	3 052,0	3 052,0	2 834,5	2 803,2
* Hersien	29 862,4	29 862,4	2 803,2	2 775,6

* Revised