



REPUBLIC OF SOUTH AFRICA



Wholesale trade sales May 1997

Statistical release P6141.2

Co-operation between the Central Statistical Service and the residents of the RSA, the private sector and the government institutions is essential for a successful statistical system in the RSA. Without this continued co-operation and goodwill, the timely release of relevant and reliable official statistics will not be possible.

The CSS publishes approximately five hundred different releases per year. In the light of expenditure restraints in government, it is no longer economically viable to produce them in more than one of the eleven official languages in South Africa. Since the releases are also extensively used by the international economic and social-scientific communities, from 1996 CSS releases will be published in English.

Embargo: 11:00

Date: 31 July 1997

Published by the
Central Statistical Service
Private Bag X44
PRETORIA
0001
Tel. (012) 310-8911

The CSS has copyright on this information. You are, however, free to apply it as you wish provided that you acknowledge the CSS as the source of the basic data wherever you process, apply, utilise, publish or distribute the data; and also that you specify that the relevant application and analyses (where applicable) result from your own processing of the data.

CSS Library Cataloguing-in-Publication (CIP) Data

Wholesale trade sales /Central Statistical Service. -
1997-
Pretoria: Central Statistical Service, 1997-
p. : 30 cm. (Statistical release; P6141.2)
Series formerly available as: Statistiese nuus-
berig = Statistical news release; P6141.2 and P13.3
and Statistiese vrystelling = Statistical release;
P6141.2
Title continues in English only
Monthly
1. Wholesale trade. I. South Africa. Central
Statistical Service. II. Series.
(LCSH 16)

A complete set of CSS publications is available at the **CSS Library** and the following libraries:

State Library, Pretoria
Library of Parliament, Cape Town
South African Library, Cape Town
Bloemfontein Public Library
Natal Society Library, Pietermaritzburg
Johannesburg Public Library

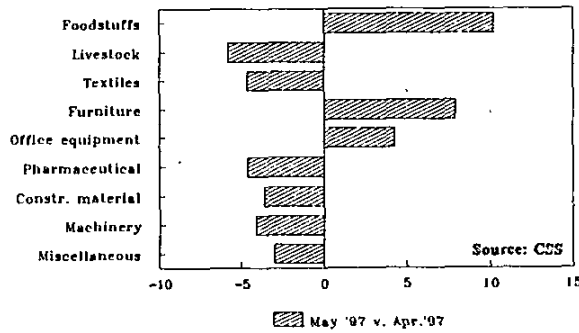
WHOLESALE TRADE SALES DECREASE FOR MAY 1997

The seasonally adjusted wholesale trade sales (excluding diamonds) for May 1997 are 0,6% lower than for April 1997. This represents a decrease of 1,3% in real terms (at constant June 1995 prices).

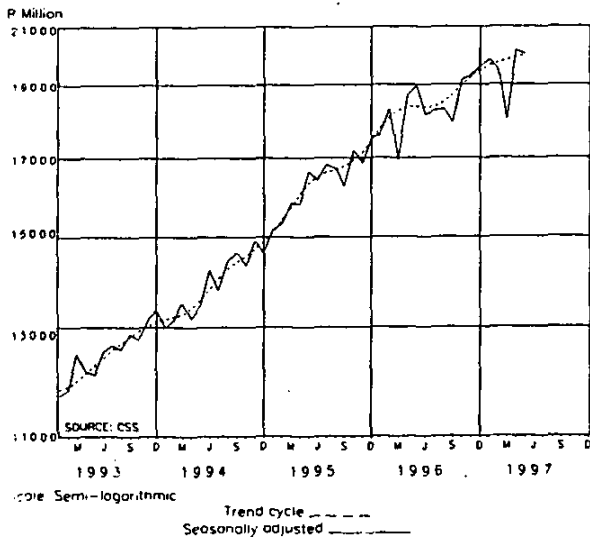
Six of the nine types of wholesalers show decreases in the seasonally adjusted sales for May 1997 compared with April 1997. Wholesalers in livestock and farm produce show the largest percentage decrease (-5,8%), while wholesalers in miscellaneous goods, which have the largest market share, show a decrease of 3,0%. The seasonally adjusted sales of wholesalers in foodstuffs, beverages and tobacco for May 1997 are 10,2% higher than for April 1997, followed by wholesalers in furniture and household requisites (+7,9%) and office and shop equipment, books and stationery (+4,3%).

The total value of wholesale trade sales (excluding diamonds) for the three months up to May 1997 is 6,8% higher than for the corresponding period of 1996. This represents a decrease of 4,4% in real terms (at constant June 1995 prices).

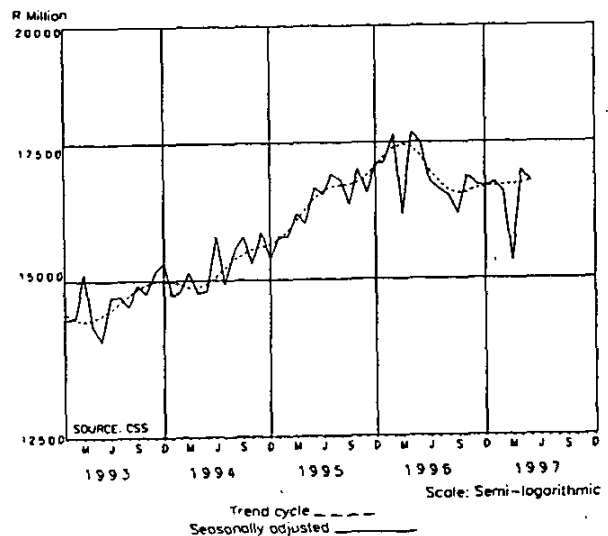
SEASONALLY ADJUSTED WHOLESALE TRADE SALES BY TYPE OF BUSINESS
Percentage change - month on month



WHOLESALE TRADE SALES (EXCLUDING DIAMONDS) (AT CURRENT PRICES)



WHOLESALE TRADE SALES (EXCLUDING DIAMONDS) (AT CONSTANT JUNE 1995 PRICES)



ENQUIRIES:

Tel. (012) 310-8095/310-8040
 (012) 310-8351/310-8390
 (012) 310-8007 (technical enquiries)
 Private Bag X44, Pretoria, 0001
 Fax: 310-8500
 E-mail: info@css.pwv.gov.za
 Internet: http://www.css.gov.za

SUMMARY - WHOLESALE TRADE

Period	Sales (Excluding diamonds) R million		Percentage change of sales	
	At current prices	At constant June 1995 prices	At current prices	At constant June 1995 prices
Actual values				
Mar. 1997 - May 1997	57 658,3	48 694,0	+6,8	-4,4
Mar. 1996 - May 1996	54 006,2	50 912,6		
Seasonally adjusted values				
Mar. 1997 - May 1997	58 205,1	48 942,6	-1,3	-1,8
Dec. 1996 - Feb. 1997	58 958,5	49 864,2		


 pp
 Dr F M Orkin
 Head: Central Statistical Service

NOTES

This statistical release shows final estimates of the wholesale trade sales in the Republic of South Africa (the former TBVC states are included). The survey is conducted on a firm basis. The results of the sample survey are raised to represent the total wholesale trade sales. Both actual and seasonally adjusted values of wholesale trade sales according to type of business at current as well as at constant June 1995 prices are shown. The value of sales at constant June 1995 prices in respect of each type of business is obtained by deflating the sales value at current prices by means of sub-indices of the production price index on base June 1995=100.

Wholesale trade sales at current prices include VAT.

Symbols used

- ^ - revised
- = not applicable

1. WHOLESALE TRADE SALES BY TYPE OF BUSINESS
1.1 AT CURRENT PRICES

R Million

Type of business	Actual values					Seasonally adjusted values				
	1997		1996		Jan. - May 1996	May 1997	Apr. 1997	Mar. 1997	Feb. 1997	May 1996
	May	Apr.	May	Apr.	1996	1997	1997	1997	1997	1996
Total	20 351,8	19 929,2	19 245,3	97 191,0	89 733,8	20 023,1	20 152,2	18 029,8	19 517,1	18 991,3
Including diamonds	19 989,2	19 100,6	18 875,6*	94 017,9	87 247,0	3 793,8	3 441,2	3 423,1	3 399,2	3 637,1
Excluding diamonds	3 753,7	3 415,6	3 589,9	17 028,8	17 737,0	1 116,8	1 186,1	962,3	1 088,6	1 016,4
Foodstuffs, beverages and tobacco	1 079,3	1 002,8	979,1	5 116,6	4 614,6	457,2	479,0	416,7	473,9	407,7
Livestock and farm produce	513,6	447,7	457,2	2 124,8	1 897,4	482,8	447,4	430,9	447,6	461,7
Textiles, clothing and footwear	481,7	393,0	455,3	1 966,9	1 906,2	1 140,4	1 093,0	926,5	1 045,3	1 139,3
Furniture and household requisites	1 177,0	983,9	1 160,5*	5 165,8	4 934,8	-	-	-	-	-
Office and shop equipment, books and stationery	362,6	828,6	369,7	3 173,1	2 486,8	1 637,4	1 716,5	1 543,4	1 677,8	1 701,2
Diamonds, jewellery and silverware	1 672,5	1 677,5	1 731,9	8 159,4	8 093,0	1 972,4	2 047,1	1 643,3	1 936,6	1 911,0
Pharmaceutical and chemical products	1 925,6	1 871,5	1 857,2	9 020,2	8 517,9	3 615,8	3 770,1	3 097,6	3 433,1	3 273,0
Construction and building materials	3 537,7	3 405,1	3 186,3*	16 675,1	14 187,6	5 806,8	5 989,3	5 883,8	5 877,6	5 439,7
Machinery and equipment (mining, industrial and agricultural)	5 848,0	5 903,5	5 458,2	28 760,3	25 358,6					
Miscellaneous										

The former TBVC states are included.

1. WHOLESALE TRADE SALES BY TYPE OF BUSINESS
1.2 AT CONSTANT JUNE 1995 PRICES

R Million

Type of business	Actual values					Seasonally adjusted values				
	1997		1996		Jan. - May 1996	1997		1997		May 1996
	May	Apr.	May	Apr.		Mar.	Feb.	May		
Total	17 097,5	16 780,7	17 861,7	82 165,1	85 552,4	16 717,5	16 939,7	15 285,3	16 519,3	17 464,6
Including diamonds	16 786,3	16 067,4	17 461,1*	79 433,2	83 090,9					
Excluding diamonds	3 005,1	2 740,6	3 347,6	14 031,2	16 608,3	3 024,9	2 786,9	2 871,9	2 885,1	3 384,2
Foodstuffs, beverages and tobacco	957,5	887,1	964,6	4 532,2	4 525,1	978,2	1 023,2	834,9	965,6	989,4
Livestock and farm produce	457,1	398,7	438,5	1 903,1	1 828,8	404,9	426,6	374,1	424,7	389,3
Textiles, clothing and footwear	428,9	355,4	428,6	1 775,4	1 838,7	432,4	402,9	388,7	405,4	437,2
Furniture and household requisites	1 018,8	860,1	1 072,8*	4 508,5	4 652,6	984,3	953,0	806,6	914,1	1 050,5
Office and shop equipment, books and stationery	311,2	713,3	400,6	2 731,9	2 461,5	-	-	-	-	-
Diamonds, jewellery and silverware	1 458,8	1 463,0	1 649,6	7 217,1	7 781,8	1 433,5	1 526,2	1 364,8	1 498,7	1 626,6
Pharmaceutical and chemical products	1 661,1	1 630,5	1 740,8	7 902,1	8 134,9	1 711,9	1 788,5	1 444,5	1 706,2	1 802,7
Construction and building materials	3 166,8	3 068,5	3 021,6*	15 030,2	13 763,7	3 243,4	3 391,6	2 782,9	3 100,4	3 111,5
Machinery and equipment (mining, industrial and agricultural)	4 632,1	4 663,5	4 797,1	22 533,4	23 957,1	4 663,7	4 725,0	4 641,5	4 540,6	4 847,2
Miscellaneous										

The former IBYC states are included.