

DIE BIBLIOTEK/THE LIBRARY  
SENTRALE STATISTIEKDIENS  
CENTRAL STATISTICAL SERVICE  
PRIVATE SAK/PRIVATE BAG X 44  
0001 PRETORIA



REPUBLIC OF SOUTH AFRICA



**Wholesale trade sales**  
**May 1996**

**Statistical release P6141.2**

Co-operation between the Central Statistical Service and the residents of the RSA, the private sector and the government institutions is essential for a successful statistical system in the RSA. Without this continued co-operation and goodwill, the timely release of relevant and reliable official statistics will not be possible.

The CSS publishes approximately five hundred different releases per year. In the light of expenditure restraints in government, it is no longer economically viable to produce them in more than one of the eleven official languages in South Africa. Since the releases are also extensively used by the international economic and social-scientific communities, from 1996 CSS releases will be published in English.

**Embargo: 09:30**  
**Date: 31 July 1996**

Published by the  
Central Statistical Service  
Private Bag X44  
PRETORIA  
0001  
Tel. (012) 310-8911

**The CSS has copyright on this information. You are, however, free to apply it as you wish provided that you acknowledge the CSS as the source of the basic data wherever you process, apply, utilise, publish or distribute the data; and also that you specify that the relevant application and analyses (where applicable) result from your own processing of the data.**

*CSS Library Cataloguing-in-Publication (CIP) Data*

Wholesale trade sales /Central Statistical Service. -  
1996-  
Pretoria: Central Statistical Service, 1996-  
p. : 30 cm. (Statistical release; P6141.2)  
Series formerly available as: Statistiese nuus-  
berig = Statistical news release; P6141.2 and P13.3  
and Statistiese vrystelling = Statistical release;  
P6141.2  
Title continues in English only  
Monthly  
1. Wholesale trade. I. South Africa. Central  
Statistical Service. II. Series.  
(LCSH 16)

A complete set of CSS publications is available at the **CSS Library** and the following libraries:

State Library, Pretoria  
Library of Parliament, Cape Town  
South African Library, Cape Town  
Bloemfontein Public Library  
Natal Society Library, Pietermaritzburg  
Johannesburg Public Library

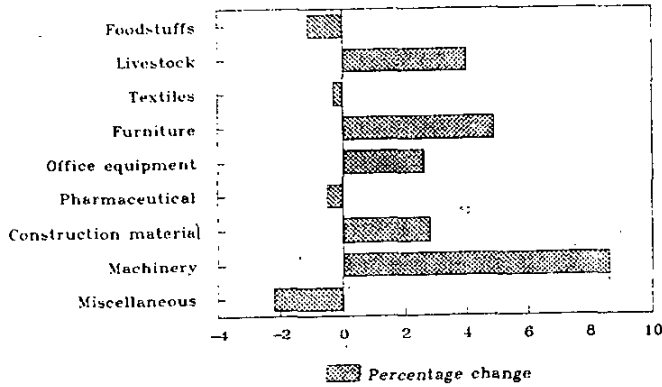
**INCREASE IN REAL WHOLESALE TRADE SALES FOR FIRST FIVE MONTHS OF 1996**

After levelling off during the second half of 1995, the seasonally adjusted real wholesale trade sales (excluding diamonds) show a sharp upward trend for the first five months of 1996.

The total value of wholesale trade sales (excluding diamonds) for May 1996 amounts to R18 530,5 million, which is 0,9% higher after seasonal adjustment than for April 1996. The seasonally adjusted sales for the three months up to May 1996 are 3,8% higher than for the preceding three months.

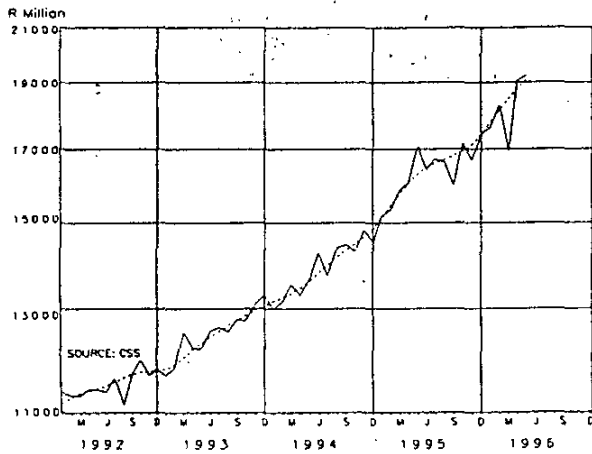
Five of the nine types of businesses (excluding diamonds) show increases in their seasonally adjusted sales for May 1996 compared with April 1996. The largest increase occurred in respect of the sales of wholesalers in machinery and equipment (+8,6%). Wholesalers in miscellaneous goods, which have the largest market share, show a decrease of 2,0% and wholesalers in foodstuffs, beverages and tobacco, which have the second largest market share, a decrease of 1,1%.

**WHOLESALE TRADE SALES BY TYPE OF BUSINESS**  
Seasonally adjusted—May 1996 vs Apr.1996



Source: CSS

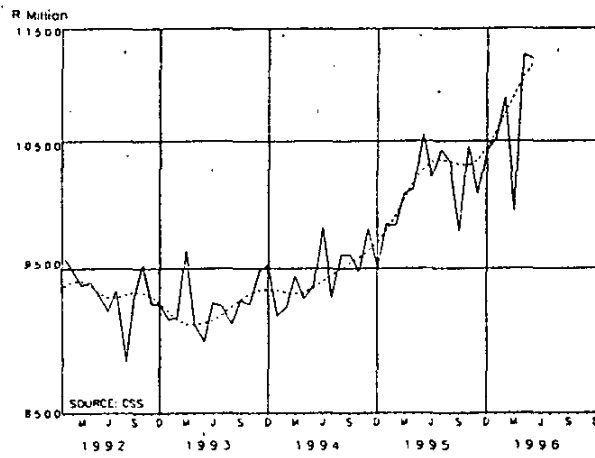
**WHOLESALE TRADE SALES (EXCLUDING DIAMONDS)**  
CURRENT PRICES



Scale: Semi-logarithmic

Trend cycle - - - - -  
Seasonally adjusted ———

**WHOLESALE TRADE SALES (EXCLUDING DIAMONDS)**  
CONSTANT 1990 PRICES



Scale: Semi-logarithmic

Trend cycle - - - - -  
Seasonally adjusted ———

**ENQUIRIES:**

Tel. (012) 310-8095/310-8040  
(012) 310-8351/310-8390  
(012) 310-8021 (technical enquiries)  
Private Bag X44, Pretoria, 0001  
Fax: 310-8500 310-8501

BLOEMFONTEIN (051) 447-7767	KEMPTON PARK (011) 394-3420/1	NELSPRUIT (013) 753-2455/6
DURBAN (031) 305-3904	KIMBERLEY (0531) 33965	PIETERSBURG (0152) 295-7521
CAPE TOWN (021) 23-1040	KLERKSDORP (018) 462-4008	PORT ELIZABETH (041) 52-3801/2
BISHO (0401) 99-2457	UMTATA (0471) 305-2038	

Period	Sales (Excluding diamonds) R million		Percentage change of sales	
	At current prices	At constant 1990 prices	At current prices	At constant 1990 prices
<b>Actual values</b>				
Mar. 1996 - May 1996	53 661,0	31 578,0	+12,9	+5,3
Mar. 1995 - May 1995	47 546,0	29 995,4		
<b>Seasonally adjusted values</b>				
Mar. 1996 - May 1996	55 290,3	32 410,1	+3,8	+1,9
Dec. 1995 - Feb. 1996	53 269,1	31 790,2		

pp HD van der Stopp  
 Dr F M. Orkin  
 Head: Central Statistical Service

#### NOTES

This statistical release shows final estimates of the wholesale trade sales in the Republic of South Africa (the former TBVC states are included). The survey is conducted on a firm basis. The results of the sample survey are raised to represent the total wholesale trade sales. Both actual and seasonally adjusted values of wholesale trade sales according to type of business at current as well as constant 1990 prices are shown. The value of sales at constant 1990 prices in respect of each type of business is obtained by deflating the sales value at current prices by means of sub-indices of the production price index on base 1990=100.

Wholesale trade sales at current prices include VAT.

#### Symbols used

- \* = revised
- = not applicable

1. WHOLESALE TRADE SALES BY TYPE OF BUSINESS  
1.1 AT CURRENT PRICES

R Million

Type of business	Actual values					Seasonally adjusted values				
	May 1996	Apr. 1996	May 1995	Jan. - May 1996	May 1995	May 1996	Apr. 1996	Mar. 1996	Feb. 1996	May 1995
Total	18 900,2	18 353,5	16 784,3	89 289,2	77 876,8	19 263,0	19 097,7	16 929,6	18 295,4	17 062,1
Including diamonds	18 530,5	17 705,5	16 390,1	86 802,4	75 754,7					
Excluding diamonds	3 589,9	3 647,7	3 185,6	17 737,0	14 938,6	3 740,4	3 780,3	3 643,0	3 851,6	3 312,5
Foodstuffs, beverages and tobacco	979,1	843,0	773,4	4 614,6	3 545,3	1 068,3	1 027,2	927,7	1 018,0	846,6
Livestock and farm produce	457,2	377,0	454,1	1 897,4	1 905,0	405,6	406,7	404,6	416,6	403,9
Textiles, clothing and footwear	455,3	407,4	396,9	1 906,2	1 726,8	489,7	466,9	425,9	445,8	428,9
Furniture and household requisites	1 052,6	1 022,7	900,0	4 826,8	4 050,3	1 160,8	1 131,8	830,7	947,6	999,8
Office and shop equipment, books and stationery	369,7	648,0	394,3	2 486,8	2 122,1					
Diamonds, jewellery and silverware	1 731,9	1 659,9	1 612,3	8 093,0	7 469,8	1 735,9	1 745,0	1 627,2	1 634,9	1 618,5
Pharmaceutical and chemical products	1 857,2	1 705,4	1 823,1	8 517,9	8 066,8	1 955,0	1 901,0	1 626,0	1 813,4	1 920,9
Construction and building materials	3 146,9	2 706,5	2 359,5	14 148,2	11 430,3	3 281,6	3 022,8	2 590,3	2 955,6	2 467,2
Machinery and equipment (mining, industrial and agricultural)	5 398,8	5 336,0	4 885,2	25 199,7	22 621,8	5 425,6	5 538,8	4 897,9	5 222,5	4 954,9
Miscellaneous										

The former TBV states are included.

1. WHOLESALE TRADE SALES BY TYPE OF BUSINESS  
1.2 AT CONSTANT 1990 PRICES

R Million

Type of business	Actual values					Seasonally adjusted values						
	May 1996		May 1995		Jan. - May 1995	May 1996		Mar. 1996		Feb. 1996		May 1995
	Apr. 1996	May 1996	Apr. 1995	May 1995		Apr. 1996	May 1996	Apr. 1996	Mar. 1996	Feb. 1996	May 1995	
Total	11 277,8	10 973,9	10 610,6*	53 558,9	50 184,4	11 214,5	11 254,9	9 940,8	10 874,4	10 550,4		
Including diamonds	10 916,4	10 395,7	10 242,2*	51 311,5	48 191,1							
Excluding diamonds	1 804,0	1 843,3	1 798,4	9 046,7	8 446,1	1 877,5	1 918,7	1 850,7	1 990,6	1 866,2		
Foodstuffs, beverages and tobacco	504,8	437,9	441,6	2 415,8	2 040,4	563,3	528,1	457,4	534,5	493,6		
Livestock and farm produce	278,1	230,4	293,2	1 164,6	1 244,7	246,6	249,4	249,5	254,8	260,6		
Textiles, clothing and footwear	264,9	238,0	244,1	1 118,2	1 074,3	285,3	273,5	248,8	262,6	264,1		
Furniture and household requisites	593,8	580,0	537,1	2 750,6	2 459,7	657,5	651,0	475,9	542,3	598,5		
Office and shop equipment, books and stationery	361,4	578,2	368,4	2 247,3	1 993,3							
Diamonds, Jewellery and silverware	999,2	963,7	985,2*	4 727,0	4 684,4	1 009,6	1 028,0	945,5	957,8	996,3		
Pharmaceutical and chemical products	1 100,7	1 016,3	1 139,5	5 102,5	5 150,8	1 170,2	1 141,8	971,5	1 096,6	1 212,6		
Construction and building materials	1 924,4	1 665,3	1 537,2	8 756,1	7 579,4	2 023,0	1 865,2	1 599,0	1 847,6	1 619,6		
Machinery and equipment (mining, industrial and agricultural)	3 446,5	3 420,7	3 266,0	16 229,9	15 511,2	3 484,5	3 584,5	3 131,5	3 365,4	3 317,0		
Miscellaneous												

The former FSC states are included.

**TOENAME IN REËLE GROOTHANDELVERKOPE VIR EERSTE VYF MAANDE VAN 1996**

*Na 'n afplating gedurende die tweede helfte van 1995 toon die seisoensaangepaste reële groothandelverkope (diamante uitgesluit) vir die eerste vyf maande van 1996 'n skerp stygende tendens.*

Die totale waarde van groothandelverkope (diamante uitgesluit) vir Mei 1996 bedra R18 530,5 miljoen, wat na seisoensaanning 0,9% hoër is as vir April 1996. Die seisoensaangepaste verkope vir die drie maande tot Mei 1996 is 3,8% hoër as vir die voorafgaande drie maande.

Vyf van die nege soorte besighede (diamante uitgesluit) toon toenames in hul seisoensaangepaste verkope vir Mei 1996 vergeleke met April 1996. Die grootste toename het voorgekom by die verkope van groothandelaars in masjinerie en toerusting (+8,6%). Groothandelaars in diverse goedere, wat die grootste marktaandeel het, toon 'n afname van 2,0% en groothandelaars in voedsel, drank en tabak, wat die tweede grootste marktaandeel het, 'n afname van 1,1%.