



REPUBLIC OF SOUTH AFRICA



Wholesale trade sales June 1997

Statistical release P6141.2

Co-operation between the Central Statistical Service and the residents of the RSA, the private sector and the government institutions is essential for a successful statistical system in the RSA. Without this continued co-operation and goodwill, the timely release of relevant and reliable official statistics will not be possible.

The CSS publishes approximately five hundred different releases per year. In the light of expenditure restraints in government, it is no longer economically viable to produce them in more than one of the eleven official languages in South Africa. Since the releases are also extensively used by the international economic and social-scientific communities, from 1996 CSS releases will be published in English.

Embargo: 13:00

Date: 28 August 1997

Published by the
Central Statistical Service
Private Bag X44
PRETORIA
0001
Tel. (012) 310-8911

The CSS has copyright on this information. You are, however, free to apply it as you wish provided that you acknowledge the CSS as the source of the basic data wherever you process, apply, utilise, publish or distribute the data; and also that you specify that the relevant application and analyses (where applicable) result from your own processing of the data.

CSS Library Cataloguing-in-Publication (CIP) Data

Wholesale trade sales /Central Statistical Service. -
1997-
Pretoria: Central Statistical Service, 1997-
p. : 30 cm. (Statistical release; P6141.2)
Series formerly available as: Statistiese nuus-
berig = Statistical news release; P6141.2 and P13.3
and Statistiese vrystelling = Statistical release;
P6141.2
Title continues in English only
Monthly
1. Wholesale trade. I. South Africa. Central
Statistical Service. II. Series.
(LCSH 16)

A complete set of CSS publications is available at the **CSS Library** and the following libraries:

State Library, Pretoria
Library of Parliament, Cape Town
South African Library, Cape Town
Bloemfontein Public Library
Natal Society Library, Pietermaritzburg
Johannesburg Public Library

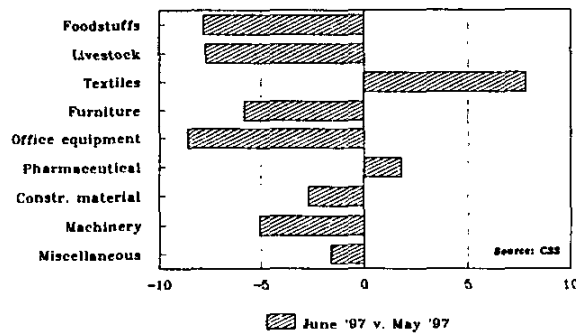
WHOLESALE TRADE SALES DECREASE

The real wholesale trade sales (at constant prices and excluding diamonds) for June 1997 decreased by 2,9% compared with the previous month after seasonal adjustment, and are also 4,4% lower than for June last year.

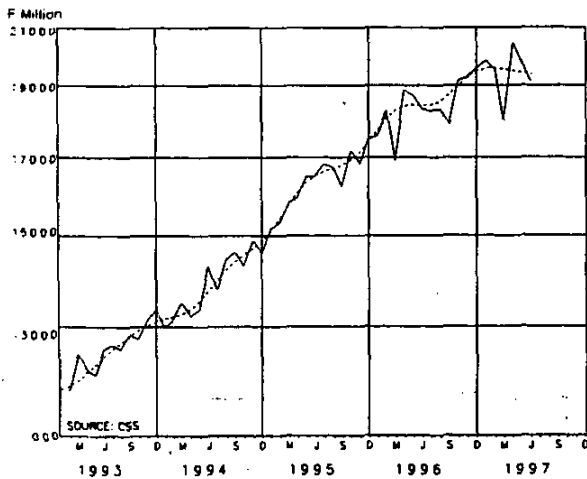
Seven of the nine types of businesses show decreases in their seasonally adjusted real wholesale trade sales for June 1997 compared with May 1997. The real sales of wholesalers in office and shop equipment, books and stationery show the largest percentage decrease (-8,6%), followed by wholesalers in foodstuffs, beverages and tobacco (-7,8%) and wholesalers in livestock and farm produce (-7,7%), while real sales of wholesalers in miscellaneous goods decreased by 1,6%.

The value of wholesale trade sales (excluding diamonds) for the first six months of 1997 amounted to R113 159,7 million, which is 7,1% higher than for the first six months of 1996. This represents a decrease of 4,4% in real sales (at constant prices).

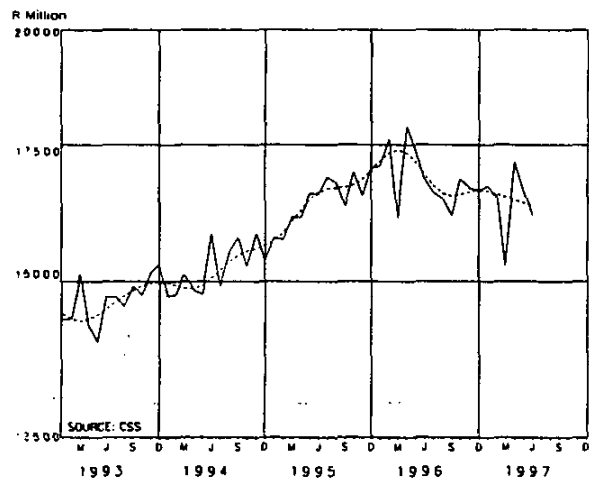
SEASONALLY ADJUSTED REAL WHOLESALE TRADE SALES BY TYPE OF BUSINESS
Percentage change - month on month



WHOLESALE TRADE SALES (EXCLUDING DIAMONDS) (AT CURRENT PRICES)



WHOLESALE TRADE SALES (EXCLUDING DIAMONDS) (AT CONSTANT JUNE 1995 PRICES)




ENQUIRIES:

Tel. (012) 310-8095/310-8040
 (012) 310-8351/310-8390
 (012) 310-8007 (technical enquiries)
 Private Bag X44, Pretoria, 0001
 Fax: 310-8500
 E-mail: info @ css.pwv.gov.za
 Internet: http://www.css.gov.za

SUMMARY - WHOLESALE TRADE

Period	Sales (Excluding diamonds) R million		Percentage change of sales	
	At current prices	At constant June 1995 prices	At current prices	At constant June 1995 prices
Actual values				
Apr. 1997 - Jun. 1997	58 231,7	48 916,1	+5,9	-4,1
Apr. 1996 - Jun. 1996	54 976,9	50 982,0		
Seasonally adjusted values				
Apr. 1997 - Jun. 1997	59 310,4	49 910,2	+3,5	+3,1
Jan. 1997 - Mar. 1997	57 317,7	48 416,9		


 PP
 Dr F M Orkin
 Head: Central Statistical Service

=====

NOTES

This statistical release shows final estimates of the wholesale trade sales in the Republic of South Africa (the former TBVC states are included). The survey is conducted on a firm basis. The results of the sample survey are raised to represent the total wholesale trade sales. Both actual and seasonally adjusted values of wholesale trade sales according to type of business at current as well as at constant June 1995 prices are shown. The value of sales at constant June 1995 prices in respect of each type of business is obtained by deflating the sales value at current prices by means of sub-indices of the production price index on base June 1995=100.

Wholesale trade sales at current prices include VAT.

Symbols used

- * = revised
- = not applicable

1. WHOLESALE TRADE SALES BY TYPE OF BUSINESS
1.1 AT CURRENT PRICES

R Million

Type of business	Actual values						Seasonally adjusted values							
	1997		1996		1996		1997		1997		1997		1996	
	Jun.	May	Jun.	May	Jun.	Jan. - Jun.	Jun.	May	Apr.	Mar.	Jun.	Jun.	Jun.	Jun.
Total	19 735,3	20 351,8	18 799,1	116 926,2	108 532,9		19 155,6	19 748,9	20 405,9	18 014,4	18 355,7			
Including diamonds	19 141,8	19 989,2	18 395,8	113 159,7	105 642,8									
Excluding diamonds	3 405,8	3 753,7	3 232,9	20 434,6	20 969,9		3 532,2	3 805,3	3 448,2	3 409,9	3 350,6			
Foodstuffs, beverages and tobacco	894,3	1 079,3	890,7	6 010,9	5 505,3		1 024,4	1 093,9	1 200,5	958,8	1 018,8			
Livestock and farm produce	499,1	513,6	408,2	2 623,9	2 305,6		496,7	460,1	481,1	414,9	405,9			
Textiles, clothing and footwear	451,9	481,7	411,2	2 418,8	2 317,4		456,6	482,8	447,3	431,1	415,9			
Furniture and household requisites	992,2	1 177,0	996,5	6 158,0	5 931,2		1 003,5	1 079,6	1 071,8	932,2	998,3			
Office and shop equipment, books and stationery	593,5	362,6	403,3	3 766,5	2 890,1									
Diamonds, jewellery and silverware	1 703,8	1 672,5	1 655,1	9 863,2	9 748,1		1 680,6	1 644,3	1 700,0	1 543,3	1 625,6			
Pharmaceutical and chemical products	1 925,5	1 925,6	1 758,9	10 945,7	10 276,7		1 904,2	1 961,6	2 043,9	1 642,3	1 732,4			
Construction and building materials	3 501,3	3 537,7	3 293,0	20 176,5	17 480,6		3 356,4	3 547,2	3 796,1	3 111,8	3 154,0			
Machinery and equipment (mining, industrial and agricultural)	5 767,9	5 848,0	5 749,3	34 528,1	31 107,9		5 671,1	5 795,9	5 984,0	5 878,2	5 642,4			
Miscellaneous														

The former TBVC states are included.

1. WHOLESALE TRADE SALES BY TYPE OF BUSINESS
1.2 AT CONSTANT JUNE 1995 PRICES

R Million

Type of business	Actual values					Seasonally adjusted values					
	1997		1996		Jan. - Jun. 1996	Jun. 1997	May 1997	Apr. 1997	Mar. 1997	Jun. 1996	
	Jun.	May	Jun.	May	1996	1997	1997	1997	1997	1996	
Total	16 570,9	17 097,5	17 234,2	98 736,0	102 786,6	16 139,0	16 613,4	17 157,8	15 247,1	16 824,8	
Including diamonds	16 062,3	16 786,3	16 797,2	95 495,5	99 888,1						
Excluding diamonds	2 713,1	3 005,1	3 007,4	16 744,4	19 615,7	2 797,6	3 034,7	2 787,8	2 870,8	3 095,7	
Foodstuffs, beverages and tobacco	785,3	957,5	872,5	5 317,5	5 397,6	887,3	961,0	1 031,8	835,0	985,2	
Livestock and farm produce	441,3	457,1	386,8	2 344,4	2 215,6	439,4	407,5	428,5	373,2	385,0	
Textiles, clothing and footwear	402,3	428,9	386,9	2 177,7	2 225,6	406,9	432,1	402,8	388,7	391,5	
Furniture and household requisites	859,1	1 018,8	917,5	5 367,6	5 570,1	870,9	953,2	945,7	807,7	920,2	
Office and shop equipment, books and stationery	508,6	311,2	436,9	3 240,5	2 898,5	-	-	-	-	-	
Diamonds, jewellery and silverware	1 486,8	1 458,8	1 574,0	8 703,9	9 355,8	1 465,7	1 440,3	1 486,2	1 367,1	1 545,8	
Pharmaceutical and chemical products	1 661,2	1 661,1	1 645,8	9 563,3	9 780,7	1 646,8	1 693,3	1 784,0	1 444,3	1 624,8	
Construction and building materials	3 134,9	3 166,8	3 108,6	18 165,0	16 872,3	3 022,8	3 185,0	3 412,0	2 780,1	2 993,8	
Machinery and equipment (mining, industrial and agricultural)	4 578,4	4 632,1	4 897,6	27 111,8	28 854,7	4 589,7	4 662,9	4 725,0	4 636,6	4 888,3	
Miscellaneous											

The former TBVC states are included.