

Bibliotek



DIE BIBLIOTEEK / THE LIBRARY
SENTRALE STATISTIEKDIENS
CENTRAL STATISTICAL SERVICE
PRIVATE SAK / PRIVATE BAG X 44
0001 PRETORIA

REPUBLIC OF SOUTH AFRICA



Wholesale trade sales
June 1996

Statistical release P6141.2

Co-operation between the Central Statistical Service and the residents of the RSA, the private sector and the government institutions is essential for a successful statistical system in the RSA. Without this continued co-operation and goodwill, the timely release of relevant and reliable official statistics will not be possible.

Embargo: 09:30
Date: 29 August 1996

The CSS publishes approximately five hundred different releases per year. In the light of expenditure restraints in government, it is no longer economically viable to produce them in more than one of the eleven official languages in South Africa. Since the releases are also extensively used by the international economic and social-scientific communities, from 1996 CSS releases will be published in English.

Published by the
Central Statistical Service
Private Bag X44
PRETORIA
0001
Tel. (012) 310-8911

The CSS has copyright on this information. You are, however, free to apply it as you wish provided that you acknowledge the CSS as the source of the basic data wherever you process, apply, utilise, publish or distribute the data; and also that you specify that the relevant application and analyses (where applicable) result from your own processing of the data.

CSS Library Cataloguing-in-Publication (CIP) Data

Wholesale trade sales /Central Statistical Service. -
1996-
Pretoria: Central Statistical Service, 1996-
p. : 30 cm. (Statistical release; P6141.2)
Series formerly available as: Statistiese nuus-
berig = Statistical news release; P6141.2 and P13.3
and Statistiese vrystelling = Statistical release;
P6141.2
Title continues in English only
Monthly
1. Wholesale trade. I. South Africa. Central
Statistical Service. II. Series.
(LCSH 16)

A complete set of CSS publications is available at the **CSS Library** and the following libraries:

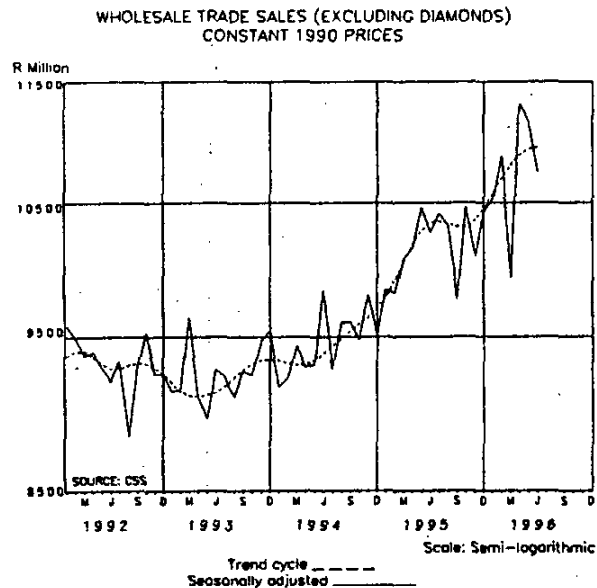
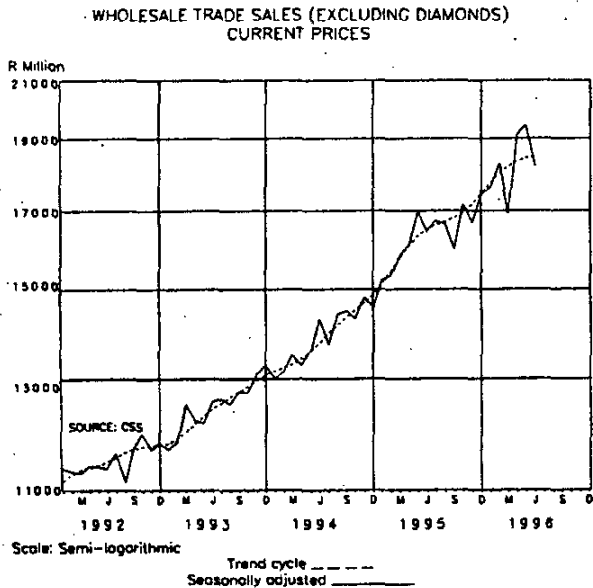
State Library, Pretoria
Library of Parliament, Cape Town
South African Library, Cape Town
Bloemfontein Public Library
Natal Society Library, Pietermaritzburg
Johannesburg Public Library

WHOLESALE TRADE SALES DECREASE FOR JUNE 1996

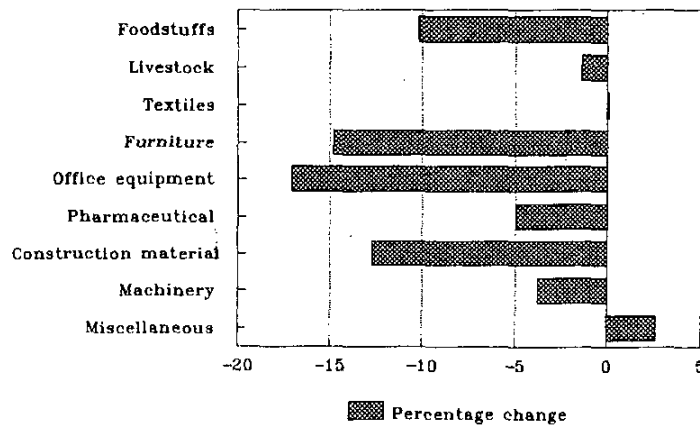
After two consecutive months of relatively high total wholesale trade sales (excluding diamonds) the seasonally adjusted sales for June 1996 show a decrease of 6,3% compared with May 1996. However, the seasonally adjusted sales for the three months up to June 1996 are still 7,6% higher than for the preceding three months.

Seven of the nine types of businesses reflect decreases in their seasonally adjusted sales for June 1996 compared with May 1996. The largest percentage decrease (-17,1%) occurred in respect of wholesalers in office and shop equipment, books and stationery, followed by wholesalers in furniture and household requisites (-14,8%) and wholesalers in construction and building materials (-12,7%). These decreases were to a large extent counteracted by an increase of 2,6% in the sales of wholesalers in miscellaneous goods, which have the largest market share.

The total wholesale trade sales (excluding diamonds) for the first six months of 1996 are 14,3% higher than for the corresponding period of 1995.



WHOLESALE TRADE SALES BY TYPE OF BUSINESS Seasonally adjusted - Jun. 1996 vs May 1996



Source: CSS

ENQUIRIES:

Tel. (012) 310-8095/310-8040
(012) 310-8351/310-8390
(012) 310-8021 (technical enquiries)
Private Bag X44, Pretoria, 0001
Fax: 310-8500 310-8501

BLOEMFONTEIN (051) 447-7767	KEMPTON PARK (011) 394-3420/1	NELSPRUIT (013) 753-2455/6
DURBAN (031) 305-3904	KIMBERLEY (0531) 33965	PIETERSBURG (0152) 295-7521
CAPE TOWN (021) 23-1040	KLERKSDORP (018) 462-4008	PORT ELIZABETH (041) 52-3801/2
BISHO (0401) 99-2457	UMTATA (0471) 305-2038	

Period	Sales (Excluding diamonds) R million		Percentage change of sales	
	At current prices	At constant 1990 prices	At current prices	At constant 1990 prices
Actual values				
Apr. 1996 - Jun. 1996	54 943,4	32 099,6	+14,9	+7,4
Apr. 1995 - Jun. 1995	47 836,5	29 888,3		
Seasonally adjusted values				
Apr. 1996 - Jun. 1996	56 829,0	33 175,1	+7,6	+5,9
Jan. 1996 - Mar. 1996	52 829,4	31 313,3		



PP
Dr F M Orkin
Head: Central Statistical Service

NOTES

This statistical release shows final estimates of the wholesale trade sales in the Republic of South Africa (the former TBVC states are included). The survey is conducted on a firm basis. The results of the sample survey are raised to represent the total wholesale trade sales. Both actual and seasonally adjusted values of wholesale trade sales according to type of business at current as well as constant 1990 prices are shown. The value of sales at constant 1990 prices in respect of each type of business is obtained by deflating the sales value at current prices by means of sub-indices of the production price index on base 1990=100.

Wholesale trade sales at current prices include VAT.

Symbols used

- * = revised
- = not applicable

1. WHOLESALE TRADE SALES BY TYPE OF BUSINESS
1.1 AT CURRENT PRICES

R Million

Type of business	Actual values						Seasonally adjusted values									
	Jun. 1996		May 1996		Jun. 1995		Jan. - Jun. 1996		Jan. - Jun. 1995		Jun. 1996		Mar. 1996		Jun. 1995	
Total	18 799,1	19 245,3*	16 838,4*	108 433,4	94 715,1	18 235,5	19 452,8	19 140,7	16 911,6	16 420,7	3 345,4	3 727,1	3 770,9	3 637,3	3 376,8	
Including diamonds	18 395,8	18 842,0*	16 560,6*	105 509,8	92 315,3											
Excluding diamonds	3 232,9	3 589,9	3 266,8	20 969,9	18 205,4											
Foodstuffs, beverages and tobacco	890,7	979,1	810,9	5 505,3	4 356,2	1 007,3	1 021,4	1 019,4	936,6	918,4						
Livestock and farm produce	408,2	457,2	381,7	2 305,6	2 286,7	407,5	407,0	407,1	404,4	381,0						
Textiles, clothing and footwear	411,2	455,3	436,0	2 317,4	2 162,9	419,2	491,8	462,2	423,8	444,0						
Furniture and household requisites	996,5	1 052,6	862,1	5 823,2	4 912,4	959,5	1 157,6	1 141,8	826,1	823,5						
Office and shop equipment, books and stationery	403,3	369,7	277,7	2 890,1	2 399,8											
Diamonds, Jewellery and silverware	1 655,1	1 731,9	1 604,5*	9 748,1	9 074,3	1 638,3	1 724,3	1 734,4	1 625,6	1 583,2						
Pharmaceutical and chemical products	1 758,9	1 857,2	1 776,4	10 276,7	9 843,2	1 709,6	1 958,5	1 900,8	1 621,2	1 725,8						
Construction and building materials	3 293,0	3 146,9	2 562,4	17 441,2	13 992,7	3 159,6	3 282,8	3 034,6	2 585,7	2 462,0						
Machinery and equipment (mining, industrial and agricultural)	5 749,3	5 458,2*	4 859,9	31 008,4	27 481,6	5 671,6	5 525,8	5 505,9	4 895,6	4 789,7						
Miscellaneous																

The former TBVC states are included.

1. WHOLESALE TRADE SALES BY TYPE OF BUSINESS
1.2 AT CONSTANT 1990 PRICES

R Million

Type of business	Actual values				Seasonally adjusted values					
	Jun. 1996	May 1996	Jun. 1995	Jan. - Jun. 1996	Jun. 1995	Jun. 1996	May 1996	Apr. 1996	Mar. 1996	Jun. 1995
Total	11 143,8	11 315,7*	10 549,2*	64 740,6	60 733,6	10 734,3	11 146,7	11 294,1	9 929,1	10 267,1
Including diamonds	10 749,6	10 954,3*	10 292,0*	62 099,1	58 483,1					
Excluding diamonds	1 610,1	1 804,0	1 849,1	10 656,9	10 295,2	1 655,4	1 868,6	1 909,3	1 849,8	1 903,5
Foodstuffs, beverages and tobacco	455,7	504,8	466,9	2 871,6	2 507,4	510,3	527,2	525,9	464,6	524,1
Livestock and farm produce	246,9	278,1	244,0	1 411,5	1 488,7	247,8	247,5	249,7	249,5	244,8
Textiles, clothing and footwear	238,2	264,9	265,3	1 356,4	1 339,6	240,7	287,2	270,7	247,6	267,9
Furniture and household requisites	559,2	593,8	507,0	3 309,8	2 966,7	541,1	649,0	656,9	473,8	485,9
Office and shop equipment, books and stationery	394,2	361,4	257,2	2 641,5	2 250,5	-	-	-	-	-
Diamonds, jewellery and silverware	948,8	999,2	974,5*	5 675,9	5 658,9	941,5	999,5	1 024,6	943,3	963,3
Pharmaceutical and chemical products	1 036,6	1 100,7	1 106,7	6 139,1	6 257,4	1 011,7	1 171,8	1 141,8	970,3	1 079,4
Construction and building materials	2 001,3	1 924,4	1 661,7	10 757,4	9 241,2	1 924,1	2 033,7	1 862,9	1 598,8	1 599,6
Machinery and equipment (mining, industrial and agricultural)	3 652,7	3 484,5*	3 216,7	19 920,6	18 728,0	3 620,2	3 550,5	3 548,7	3 135,5	3 182,0
Miscellaneous										

The former TBVC states are included.