


3
DIE BIBLIOTEK / THE LIBRARY
SENTRALE STATISTIEKDIENS
CENTRAL STATISTICAL SERVICE
PRIVATE SAK / PRIVATE BAG X 44
0001 PRETORIA



REPUBLIEK VAN SUID-AFRIKA
REPUBLIC OF SOUTH AFRICA

Groothandelverkope
Julie 1995

Wholesale trade sales
July 1995



**SENTRALE
STATISTIEKDIENS
CENTRAL
STATISTICAL SERVICE**

Statistiese vrystelling P6141.2
Statistical release

Om 'n suksesvolle statistiese stelsel in die RSA te bedryf, is die samewerking tussen die Sentrale Statistiekdiens en die inwoners van die RSA, die private sektor en die owerheidsinstellings onontbeerlik. Sonder hierdie volgehoue samewerking en welwillendheid sal die tydige beskikbaarstelling van relevante en betroubare amptelike statistieke nie moontlik wees nie.

Co-operation between the Central Statistical Service and the residents of the RSA, the private sector and the government institutions is essential for a successful statistical system in the RSA. Without this continued co-operation and goodwill, the timely release of relevant and reliable official statistics will not be possible.

Embargo: 09:30
Datum/Date: 10 Oktober/October 1995

Uitgegee deur die Sentrale Statistiekdiens
Private Sak X44
PRETORIA
0001
Tel. (012) 310-8911

Published by the Central Statistical Service
Private Bag X44
PRETORIA
0001
Tel. (012) 310-8911

Die SSD het kopiereg op hierdie inligting. U mag dit egter toepas soos u wil, op voorwaarde dat u die SSD erken as die bron van die basiese data in alle gevalle waar u die data verwerk, aanwend, gebruik, publiseer of versprei; en ook dat u spesifiseer dat die betrokke aanwending en ontleding (waar van toepassing) die gevolg is van u eie verwerking van die data.

The CSS has copyright on this information. You are, however, free to apply it as you wish provided that you acknowledge the CSS as the source of the basic data wherever you process, apply, utilise, publish or distribute the data; and also that you specify that the relevant application and analyses (where applicable) result from your own processing of the data.

SSD-biblioteek Katalogisering-in-Publikasie (KIP) Data
CSS Library Cataloguing-in-Publication (CIP) Data

Groothanderverkope / Sentrale Statistiekdiens =
Wholesale trade sales / Central Statistical
Service. - 1987-
Pretoria: Central Statistical Service, 1987-
p. : 30 cm. (Statistiese vrystelling = Statis-
tical news release; P6141.2)
Series formerly available as: Statistiese nuusberig
= Statistical news release; P6141.2 and P13.3
Monthly
1. Wholesale trade. I. South Africa. Central
Statistical Service. II. Suid-Afrika. Sentrale
Statistiekdiens. III. Title. IV. Series.
(LCSH 11)

'n Volledige stel SSD-publikasies is beskikbaar
by die **SSD-biblioteek** en die volgende
biblioteke:

Staatsbiblioteek, Pretoria
Parlementsbiblioteek, Kaapstad
Suid-Afrikaanse Biblioteek, Kaapstad
Bloemfontein Openbare Biblioteek
Natal Society Library, Pietermaritzburg
Johannesburg Openbare Biblioteek

A complete set of CSS publications is available
at the **CSS Library** and the following
libraries:

State Library, Pretoria
Library of Parliament, Cape Town
South African Library, Cape Town
Bloemfontein Public Library
Natal Society Library, Pietermaritzburg
Johannesburg Public Library

GROOTHANDELVERKOPE NEEM TOE IN JULIE 1995

Die groothandelverkope (diamante uitgesluit) vir Julie 1995 is na seisoenaanpassing 2,3% hoër as vir Junie 1995.

Die grootste persentasie toename in seisoenaangepaste verkope het voorgekom by groothandelaars in farmaseutiese en chemiese produkte (4,5%), gevolg deur groothandelaars in kantoor- en winkeltoerusting, boeke en skryfbehoeftes (4,3%) en groothandelaars in diverse goedere (3,9%). Daarteenoor toon die verkope van groothandelaars in meubels en huishoudelike benodigdhede 'n afname van 13,0% na seisoenaanpassing na relatief hoë verkope vir Mei en Junie 1995.

Die waarde van groothandelverkope (diamante uitgesluit) vir Julie 1995 bedra R16 752,8 miljoen, wat 4,5% hoër is as die verwagte verkope vir Julie 1995 soos deur groothandelaars in die vooruitsig gestel (kyk statistiese vrystelling P6141.1 van 29 Augustus 1995).

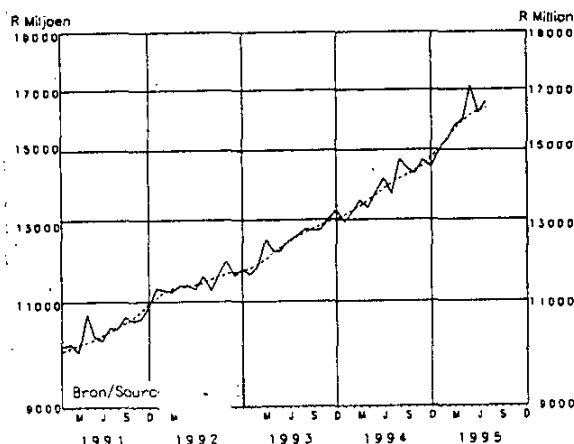
WHOLESALE TRADE SALES INCREASE IN JULY 1995

The wholesale trade sales (excluding diamonds) for July 1995 are 2,3% higher after seasonal adjustment than for June 1995.

The largest percentage increase in seasonally adjusted sales occurred in respect of wholesalers in pharmaceutical and chemical products (4,5%), followed by wholesalers in office and shop equipment, books and stationery (4,3%) and wholesalers in miscellaneous goods (3,9%). Opposed to this the sales of wholesalers in furniture and household requisites reflect a decrease of 13,0% after seasonal adjustment after relatively high sales for May and June 1995.

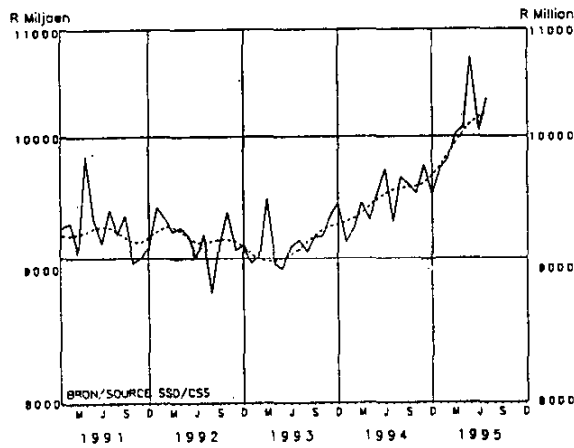
The value of wholesale trade sales (excluding diamonds) for July 1995 amount to R16 752,8 million, which is 4,5% higher than the expected sales for July 1995 as foreseen by the wholesalers (see statistical release P6141.1 of 29 August 1995).

**GROOTHANDELVERKOPE
UITGESONDERD DIAMANTE
HEERSENDE PRYSE / CURRENT PRICES**



Skaal: Semi-logaritmiem Scale: Semi-logarithmic
Tendenssiklus - - - - - Trend cycle
Seisoenaangepas - - - - - Seasonally adjusted

**WHOLESALE TRADE SALES
EXCLUDING DIAMONDS
KONSTANTE 1990-PRYSE / CONSTANT 1990 PRICES**



Skaal: Semi-logaritmiem Scale: Semi-logarithmic
Tendenssiklus - - - - - Trend cycle
Seisoenaangepas - - - - - Seasonally adjusted

NAVRAE:

Tel: (012) 310-8095/310-8040
(012) 310-8351/310-8390
(012) 310-8350 (tegniese navrae)
Private Sak X44, Pretoria, 0001
Faks: 310-8500 310-8501

ENQUIRIES:

Tel: (012) 310-8095/310-8040
(012) 310-8351/310-8390
(012) 310-8350 (technical enquiries)
Private Bag X44, Pretoria, 0001
Fax: 310-8500 310-8501

BLOEMFONTEIN	(051) 47-7767	KEMPTON PARK	(011) 394-3420/1	NELSPRUIT	(01311) 52455/6
DURBAN	(031) 305-3904	KIMBERLEY	(0531) 33965	PIETERSBURG	(0152) 295-7521
CAPE TOWN/KAAPSTAD	(021) 23-1040	KLERKSDORP	(018) 462-4008	PORT ELIZABETH	(041) 52-3801/2
BISHO	(0401) 99-2457	UMTATA	(0471) 305-2038		

Tydperk - Period	Verkope - (Diamante uitgesluit) Sales - (Excluding diamonds)		Persentasieverandering van verkope Percentage change of sales	
	Teen heer- sende pryse At current prices	Teen konstan- te 1990-pryse At constant 1990 prices	Teen heer- sende pryse At current prices	Teen konstan- te 1990-pryse At constant 1990 prices
	R. Milj./Mill.			
Werklike waardes/Actual values				
Mei/May 1995 - Jul. 1995	49 538,0	30 857,5	+19,9	+9,0
Mei/May 1994 - Jul. 1994	41 318,7	28 306,8		
Seisoensaangepaste waardes/ Seasonally adjusted values				
Mei/May 1995 - Jul. 1995	49 852,4	31 107,1	+6,0	+4,1
Feb. 1995 - Apr. 1995	47 025,3	29 893,6		

pp *HD van der Stopp*
 HOOFD: SENTRALE STATISTIEKDIENIS
 HEAD: CENTRAL STATISTICAL SERVICE

OPMERKINGS

Hierdie statistiese vrystelling toon finale ramings van die groothandelverkope in die Republiek van Suid-Afrika (die voormalige TBVC-state is voor Januarie 1995 uitgesluit). Die opname word op 'n firmabasis gedoen. Die resultate van die steekproefopname word verhef om die totale groothandelverkope te verteenwoordig. Beide die werklike en seisoensaangepaste waardes van groothandelverkope volgens soort besigheid teen heersende sowel as konstante 1990-pryse word getoon. Die waarde van verkope teen konstante 1990-pryse ten opsigte van elke soort besigheid is verkry deur die verkoopwaarde teen heersende pryse met behulp van sub-inkse van die produksieprysindeks op basis 1990 = 100 te defleer.

Groothandelverkope teen heersende pryse sluit BIW in.

'n Voorlopige raming van totale groothandelverkope word in statistiese vrystelling P6141.1 gepubliseer.

NOTES

This statistical release shows final estimates of the wholesale trade sales in the Republic of South Africa (the former TBVC states are excluded before January 1995). The survey is conducted on a firm basis. The results of the sample survey are raised to represent the total wholesale trade sales. Both actual and seasonally adjusted values of wholesale trade sales according to type of business at current as well as constant 1990 prices are shown. The value of sales at constant 1990 prices in respect of each type of business is obtained by deflating the sales value at current prices by means of sub-indices of the production price index on base 1990 = 100.

Wholesale trade sales at current prices include VAT.

A preliminary estimate of total wholesale trade sales is published in statistical release P6141.1.

GROOTHANDELVERKOPE VOLGENS SOORT BESIGHEID
TABEL 1.1 - TEEN HEERSENDE PRYSE
WHOLESALE TRADE SALES BY TYPE OF BUSINESS
TABLE 1.1 - AT CURRENT PRICES

Soort besigheid Type of business	R Milj./Mill.				Seisoensaanangepaste waardes - Seasonally adjusted values				
	Werklike waardes - Actual values		Seisoensaanangepaste waardes - Seasonally adjusted values		Seisoensaanangepaste waardes - Seasonally adjusted values		Seisoensaanangepaste waardes - Seasonally adjusted values		
	Jul. 1995	Jun. 1995	Jul. 1994	Jan. - Jul. 1995	Jul. 1995	Jun. 1995	Mei/ May 1995	Apr. 1995	Jul. 1994
Totaal/Total	17 150.6	16 754.2	14 100.0	111 397.7	94 326.9				
Diamante ingesluit Including diamonds	16 752.8	16 476.5	13 860.3	108 600.1	91 779.5				13 689.8
Diamante uitgesluit Excluding diamonds	3 443.7	3 266.8	2 394.2	21 649.1	17 779.9				2 372.9
Voedsel, drank en tabak Foodstuffs, beverages and tobacco	728.1	810.9	642.8	5 084.3	4 337.0				753.0
Lewende hawe en land- bouprodukte	334.5	381.7	387.7	2 621.2	2 327.2				405.3
Livestock and produce									
Tekstiele, klerasie en skoeise									
Textiles, clothing and footwear	387.1	436.0	425.6	2 550.0	2 521.3				419.0
Meubels en huishou- delike benodigdhede	826.8	862.1	714.3	5 739.3	4 752.3				724.9
Furniture and house- hold requisites									
Kantoor- en winkeltoe- rusting, boeke en skryfbehoeftes	397.8	277.7	239.7	2 797.6	2 547.4				
Office and shop equip- ment, books and stationery									
Diamante, juweliers- en silwerware	1 505.1	1 520.4	1 211.6	10 111.4	8 375.1				1 257.0
Diamonds, Jewellery and silverware									
Farmaseutiese en che- miese produkte	1 819.9	1 776.4	1 608.3	11 663.1	9 712.9				1 532.4
Pharmaceutical and chemical products									
Konstruksie- en bouma- teriale	2 571.6	2 562.4	2 297.9	16 564.3	14 671.4				2 198.3
Construction and buil- ding materials									
Masjinerie en toerus- ting (myn, nywerheid en landbou)									
Machinery and equip- ment (mining, indus- trial and agricul- tural)									
Diverse/Miscellaneous	5 135.9	4 859.9	4 177.9	32 617.5	27 302.5				4 085.7

Die voormalige TBVC-state is vanaf die Januarie 1995-opname ingesluit. Inligting tot die SSD se beskikking dui daarop dat die totale groothandelverkoep van die state vir Januarie 1995 ongeveer 0,4% van die totaal uitgemaak het.

The former TBVC states are included as from the January 1995 survey. Information available to the CSS indicates that the total wholesale trade sales of these states for January 1995 amounted to approximately 0,4% of the total.

**GROOTHANDELVERKOPE VOLGENS SOORT BESIGHEID
 TABEL 1.2 - TEEN KONSTANTE 1990-PRYSE**
**WHOLESALE TRADE SALES BY TYPE OF BUSINESS
 TABLE 1.2 - AT CONSTANT 1990 PRICE**

Soort besigheid Type of business	R Milj./Mill.						Seisoensaangepaste waardes Seasonally adjusted values					
	Werklike waardes Actual values			Seisoensaangepaste waardes Seasonally adjusted values			Werklike waardes Actual values			Seisoensaangepaste waardes Seasonally adjusted values		
	Jul. 1995	Jun. 1995	Jul. 1994	Jan. 1995	Jul. 1994	Jul. 1995	Jun. 1995	Mei/ May 1995	Apr. 1995	Jul. 1994		
Totaal/Total	10 792,5	10 498,1	9 660,8	71 234,5	66 799,2	10 340,6	10 048,4	10 718,1	10 080,6	9 283,4		
Diamante ingesluit Including diamonds	10 424,1	10 240,9	9 368,4	68 615,6	63 724,6	1 896,0	1 912,2	1 873,8	1 811,6	1 442,6		
Diamante uitgesluit Excluding diamonds	1 890,3	1 849,1	1 438,0	12 185,5	11 448,9	405,4	466,9	384,9	2 912,8	2 769,6		
Voedsel, drank en tabak Foodstuffs, beverages and tobacco	214,7	244,0	268,5	1 703,4	1 643,5	236,5	265,3	281,9	1 576,1	1 695,5		
Lewende hawe en land- bouprodukte Livestock and produce	492,6	507,0	463,4	3 459,3	3 144,1	368,4	257,2	292,4	2 618,9	3 074,6		
Tekstiele, klerasie en skoeisel Textiles, clothing and footwear	926,3	923,4	817,9	6 293,5	5 753,2	492,6	507,0	463,4	3 459,3	3 144,1		
Meubels en huishou- delike benodighede Furniture and house- hold requisites	1 141,5	1 106,7	1 097,9	7 399,0	6 712,7	368,4	257,2	292,4	2 618,9	3 074,6		
Kantoor- en winkeltoe- rusting, boeke en skryfbehoeftes Office and shop equip- ment, books and stationery	1 673,6	1 661,7	1 640,7	10 914,7	10 626,1	926,3	923,4	817,9	6 293,5	5 753,2		
Diamante, juweliers- en silwerware Diamonds, jewellery and silverware	1 141,5	1 106,7	1 097,9	7 399,0	6 712,7	368,4	257,2	292,4	2 618,9	3 074,6		
Farmaseutiese en che- miese produkte Pharmaceutical and chemical products	1 141,5	1 106,7	1 097,9	7 399,0	6 712,7	1 141,5	1 106,7	1 097,9	7 399,0	6 712,7		
Konstruksie- en bouma- teriale Construction and buil- ding materials	1 673,6	1 661,7	1 640,7	10 914,7	10 626,1	1 673,6	1 661,7	1 640,7	10 914,7	10 626,1		
Masjinerie en toerus- ting (myn, nywerheid en landbou) Machinery and equip- ment (mining, indus- trial and agricul- tural)	3 443,2	3 216,7	2 975,3	22 171,2	19 931,1	3 443,2	3 216,7	2 975,3	22 171,2	19 931,1		
Diverse/Miscellaneous	3 443,2	3 216,7	2 975,3	22 171,2	19 931,1	3 443,2	3 216,7	2 975,3	22 171,2	19 931,1		

Die voormalige TBVC-state is vanaf die Januarie
1995-opname ingesluit.

The former TBVC states are included as from the
January 1995 survey.