


Library



REPUBLIEK VAN SUID-AFRIKA
REPUBLIC OF SOUTH AFRICA

Groothandelverkope

Julie 1993

Wholesale trade sales

July 1993



SENTRALE
STATISTIEKDIENS
CENTRAL
STATISTICAL SERVICE

Statistiese vrystelling
Statistical release P6141.2

Om 'n suksesvolle statistiese stelsel in die RSA te bedryf, is die samewerking tussen die Sentrale Statistiekdiens en die inwoners van die RSA, die private sektor en die owerheidsinstellings onontbeerlik. Sonder hierdie volgehoue samewerking en welwillendheid sal die tydige beskikbaarstelling van relevante en betroubare amptelike statistieke nie moontlik wees nie.

Co-operation between the Central Statistical Service and the residents of the RSA, the private sector and the government institutions is essential for a successful statistical system in the RSA. Without this continued co-operation and goodwill, the timely release of relevant and reliable official statistics will not be possible.

Embargo: 11:00
Datum/Date: 7 Oktober/October 1993

Uitgegee deur die Sentrale Statistiekdiens
Private Sak X44
PRETORIA
0001

Published by the Central Statistical Service
Private Bag X44
PRETORIA
0001

Hierdie publikasie of enige gedeelte daarvan mag sonder voorafgoedkeuring gereproduseer word, gestoor word vir ontsluitingsdoeleindes, of versend word in enige formaat deur gebruikmaking van enige middel, mits die SSD as bron vermeld word.

This publication or any part thereof may be reproduced, stored in a retrieval system, or transmitted in any form or by any means without prior permission, provided that the CSS is acknowledged as the source.

SSD-biblioteek Katalogisering-in-Publikasie (KIP) Data
CSS Library Cataloguing-in-Publication (CIP) Data

Groothanderverkope / Sentrale Statistiekdiens = Wholesale trade sales / Central Statistical Service. - 1993 - Pretoria: Central Statistical Service, 1993 - p. ; 30cm. (Statistiese vrystelling = Statistical release; P6141.2)
Series formerly available as: Statistiese nuusberig = Statistical news release; P6141.2 and P13.3
Monthly
1. Wholesale trade. I. South Africa. Central Statistical Service. II. Suid-Afrika. Sentrale Statistiekdiens. III. Title. IV. Series.

'n Volledige stel SSD-publikasies is beskikbaar by die SSD-biblioteek en die volgende biblioteke:

Staatsbiblioteek, Pretoria
Parlementsbiblioteek, Kaapstad
Suid-Afrikaanse Biblioteek, Kaapstad
Bloemfontein Openbare Biblioteek
Natal Society Library, Pietermaritzburg
Johannesburg Openbare Biblioteek

A complete set of CSS Publications is available at the CSS Library and the following libraries:

State Library, Pretoria
Library of Parliament, Cape Town
South African Library, Cape Town
Bloemfontein Public Library
Natal Society Library, Pietermaritzburg
Johannesburg Public Library

GROOTHANDELVERKOPE VIR JULIE HOËR AS VERWAG

Die groothandelverkope (diamante uitgesluit) vir Julie 1993 (R12 733,0 miljoen) is 1,9% hoër as die verwagte verkope vir Julie 1993 (R12 490,9 miljoen) soos wat deur die groothandelaars in die vooruitsig gestel is. Die verwagte groothandelverkope (diamante uitgesluit) vir Augustus 1993 bedra R12 307,4 miljoen (soos gepubliseer in statistiese vrystelling P6141.1 van 21 September 1993) en toon na seisoensaangepassing 'n daling van 1,8% vergeleke met die finale gegewens vir Julie 1993.

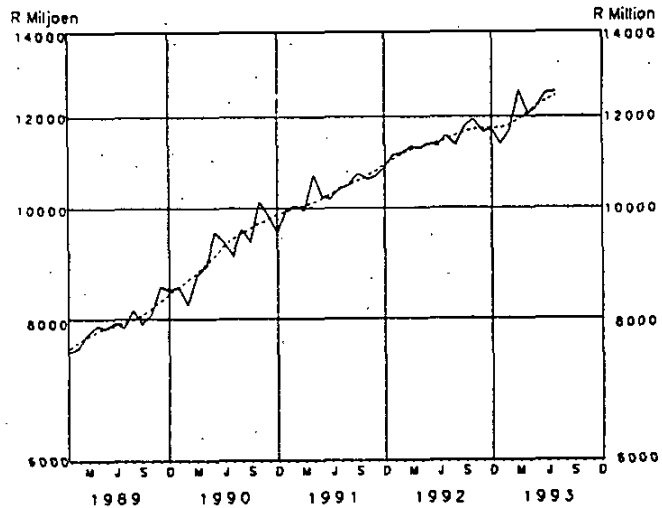
Die seisoensaangepaste waarde van groothandelverkope (diamante uitgesluit) vir Julie 1993 toon 'n geringe styging van 0,3% vergeleke met Junie 1993. Groothandelaars in voedsel, drank en tabak, wat die tweede grootste "markaandee" het, toon 'n styging van 3,4%, terwyl groothandelaars in farmaseutiese en chemiese produkte 'n daling van 3,8% en diverse groothandelaars 'n daling van 0,2% toon.

WHOLESALE TRADE SALES FOR JULY HIGHER THAN EXPECTED

The wholesale trade sales (excluding diamonds) for July 1993 (R12 733,0 million) are 1,9% higher than the expected sales for July 1993 (R12 490,9 million) as was foreseen by the wholesalers. The expected wholesale trade sales (excluding diamonds) for August 1993 amount to R12 307,4 million (as published in statistical release P6141.1 of 21 September 1993) and reflect a decrease of 1,8% compared with the final data for July 1993 after seasonal adjustment.

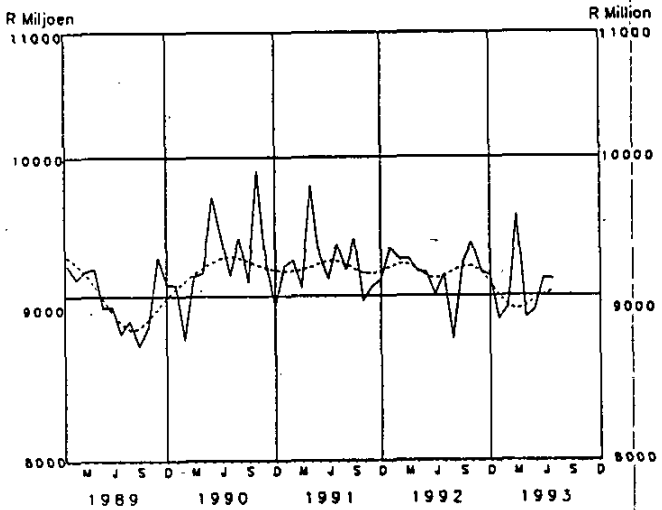
The seasonally adjusted value of wholesale trade sales (excluding diamonds) for July 1993 reflects a slight increase of 0,3% compared with June 1993. Wholesalers in foodstuffs, beverages and tobacco, which have the second largest "market share", reflect an increase of 3,4%, while wholesalers in pharmaceutical and chemical products reflect a decrease of 3,8% and miscellaneous wholesalers a decrease of 0,2%.

**GROOTHANDELVERKOPE
UITGESONDERD DIAMANTE
HEERSENDE PRYSE / CURRENT PRICES**



Skaal: Semi-logaritmic
Tendenssiklus --- Trend cycle
Seisoensaangepas --- Seasonally adjusted

**WHOLESALE TRADE SALES
EXCLUDING DIAMONDS
KONSTANTE 1990-PRYSE / CONSTANT 1990 PRICES**



Skaal: Semi-logaritmic
Tendenssiklus --- Trend cycle
Seisoensaangepas --- Seasonally adjusted

NAVRAE:

PRETORIA Tel. (012) 310-8911
Private Sak X44, Pretoria, 0001
Faks: 310-8500 310-8501

ENQUIRIES:

PRETORIA Tel. (012) 310-8911
Private Bag X44, Pretoria, 0001
Fax: 310-8500 310-8501

BLOEMFONTEIN (051) 477767	KEMPTON PARK (011) 3943420/1	NELSPRUIT (01311) 52455/6
DURBAN (031) 3053904	KIMBERLEY (0531) 33965	PIETERSBURG (01521) 71609
KAAPSTAD/CAPE TOWN (021) 4612098	KLERKSDORP (018) 4624008	PORT ELIZABETH (041) 523801/2

Tydperk - Period	Verkope - (Diamante uitgesluit) Sales - (Excluding diamonds)		Persentasieverandering van verkope Percentage change of sales	
	Teen heersende pryse At current prices	Teen konstante 1990-pryse At constant 1990 prices	Teen heersende pryse At current prices	Teen konstante 1990-pryse At constant 1990 prices
	R. Milj./Mill.			
Werklike waardes/Actual values				
Mei/May 1993 - Jul. 1993	36 978,8	26 920,4	+9,4	-0,6
Mei/May 1992 - Jul. 1992	33 801,5	27 074,7		
Seisoensaangepaste waardes/ Seasonally adjusted values				
Mei/May 1993 - Jul. 1993	37 433,8	27 119,2	+3,0	-0,8
Feb. 1993 - Apr. 1993	36 338,4	27 325,6		

pp
HOOF:  SENTRALE STATISTIEKDIENS
HEAD: CENTRAL STATISTICAL SERVICE

OPMERKINGS

Hierdie statistiese vrystelling toon finale ramings van die groothandelverkope. Die opname word op 'n firmabasis gedoen. Die resultate van die steekproefopname word verhef om die totale groothandelverkope te verteenwoordig. Beide die werklike en seisoensaangepaste waardes van groothandelverkope volgens soort besigheid teen heersende sowel as konstante 1990-pryse word getoon. Die waarde van verkope teen konstante 1990-pryse ten opsigte van elke soort besigheid is verkry deur die verkoopwaarde teen heersende pryse met behulp van sub-indekse van die Produksieprysindeks op basis 1990 = 100 te defleer.

Groothandelverkope teen heersende pryse sluit BTW in.

'n Voorlopige raming van totale groothandelverkope word in statistiese vrystelling P6141.1 gepubliseer.

NOTES

This statistical release shows final estimates of the wholesale trade sales. The survey is conducted on a firm basis. The results of the sample survey are raised to represent the total wholesale trade sales. Both actual and seasonally adjusted values of wholesale trade sales according to kind of business at current as well as constant 1990 prices are shown. The value of sales at constant 1990 prices in respect of each kind of business is obtained by deflating the sales value at current prices by means of sub-indices of the Production Price Index on base 1990 = 100.

Wholesale trade sales at current prices include VAT.

A preliminary estimate of total wholesale trade sales is published in statistical release P6141.1.

GROOTHANDELVERKOPE VOLGENS SOORT BESIGHEID
 TABLE 1.1 - TEEN HEERSENDE PRYSE

R Milj./M111.

WHOLESALE TRADE SALES BY KIND OF BUSINESS
 TABLE 1.1 - AT CURRENT PRICES

Soort besigheid Kind of business	Werklike waardes Actual values				Seisoensaangepaste waardes Seasonally adjusted values				
	Jul. 1993	Jun. 1993	Jul. 1992	Jan. 1993	Jul. 1993	Jun. 1993	Mei/ May 1993	Apr. 1993	Jul. 1992
Totaal/Total	12 923,5	13 001,6	11 948,8	84 891,2	79 187,5				
Diamante ingesluit Including diamonds	12 733,0	12 616,7	11 621,7	82 946,6	77 014,5				11 546,4
Diamante uitgesluit Excluding diamonds	2 780,4	2 614,8	2 542,3	18 112,6	16 579,7				2 532,8
Voedsel, drank en tabak Foodstuffs, beverages	482,7	456,3	309,5	3 018,6	2 229,7				364,6
Lewende hawe en land- bouprodukte Livestock and produce	304,0	312,2	272,4	2 079,0	1 919,9				294,1
Tekstiele, klerasie en skoelisel Textiles, clothing and footwear	398,7	359,3	372,3	2 433,6	1 988,5				371,0
Meubels en huishou- delike benodigdhede Furniture and house- hold requisites	608,0	641,5	476,7	3 880,3	3 313,8				485,0
Kantoor- en winkeluut- rusting, boeke en skryfbehoeftes Office and shop equip- ment, books and stationery	190,6	384,9	327,1	1 944,6	2 173,0				
Diamante, juweliers- en silwerware Diamonds, jewellery	1 112,0	1 202,8	1 071,3	7 794,3	7 319,4				1 096,9
Farmaeseutiese en che- miese produkte Pharmaceutical and chemical products	1 403,5	1 366,9	1 321,5	8 905,9	8 650,9				1 266,8
Konstruksie- en bouma- teriaal Construction and buil- ding materials	1 927,6	1 802,4	1 982,4	12 396,5	13 270,2				1 970,1
Masjinerie en uitrus- ting (myn, nywerheid en landbou) Machinery and equip- ment (mining, indus- trial and agricul- tural)	3 716,0	3 760,5	3 273,4	24 325,9	21 742,4				3 275,8
Diverse/Miscellaneous									

* Hersien

* Revised

**GROOTHANDELVERKOPE VOLGENS SOORT BESIGHEID
TABEL 1.2 - TEEN KONSTANTE 1990-PRYSE**

R M113./M111.

**WHOLESALE TRADE SALES BY KIND OF BUSINESS
TABLE 1.2 - AT CONSTANT 1990 PRICE**

Soort besigheid Kind of business	Werklike waardes - Actual values				Seisoensaangepaste waardes - Seasonally adjusted values					
	Jul. 1993	Jun. 1993	Jul. 1992	Jan. 1993	Jul. 1992	Jun. 1993	Mei/ May 1993	Apr. 1993	Jul. 1992	
Totaal/Total	9 444,5	9 688,8	9 501,7	63 538,5	64 470,3	9 107,4	9 118,3	8 893,5	8 843,1	9 144,3
Diamante ingesluit Including diamonds	9 216,6	9 228,4	9 230,1	61 739,8	62 667,5	1 933,8	1 882,8	1 884,3	1 837,9	1 905,2
Diamante uitgesluit Excluding diamonds	1 940,2	1 860,5	1 909,3	12 907,2	13 001,4	384,5	335,9	307,2	304,1	266,4
Voedsel, drank en tabak Foodstuffs, beverages and tobacco	331,5	314,8	228,8	2 149,9	1 778,8	243,5	229,3	222,9	235,6	234,9
Lewende hawe en land- bouprodukte Livestock and produce	224,5	231,2	216,5	1 567,9	1 558,4	267,3	236,0	257,8	266,7	281,1
Tekstiele, kleraste en schoeisel Textiles, clothing and footwear	272,3	249,4	284,6	1 719,0	1 538,9	410,0	400,7	376,2	362,8	360,9
Meubels en huishou- delike benodigdhede Furniture and house- hold requisites	408,7	438,1	359,0	2 702,6	2 534,1	816,6	856,7	873,3	843,9	856,3
Kantoor- en winkeluut- rusting, boeke en skryfbehoeftes Office and shop equip- ment, books and stationery	227,9	460,4	271,7	1 798,7	1 802,8	967,2	966,7	933,1	925,1	992,1
Diamante, juweliers- en silwerware Diamonds, jewellery and silverware	790,7	872,1	832,0	5 726,4	5 803,8	1 423,2	1 414,5	1 316,6	1 309,9	1 603,7
Farmaseutiese en cha- miese produkte Pharmaceutical and chemical products	1 014,3	991,9	1 037,6	6 597,5	6 917,4	2 712,2	2 760,0	2 730,0	2 710,4	2 672,6
Konstruksie- en bouma- teriaal Construction and buil- ding materials	1 451,0	1 436,6	1 629,1	8 538,6	11 055,5	2 712,2	2 760,0	2 730,0	2 710,4	2 672,6
Masjinerie en uitrus- ting (myn, nywerheid en landbou) Machinery and equip- ment (mining, indus- trial and agricul- tural)	2 783,4	2 834,2	2 733,3	18 830,7	18 479,3					
Diverse/Miscellaneous										

* Hersien