




REPUBLIEK VAN SUID-AFRIKA
REPUBLIC OF SOUTH AFRICA

Bibliotek

LIBRARY COPY

P6141.2



SENTRALE STATISTIEKDIENS CENTRAL STATISTICAL SERVICE

STATISTIESE NUUSBERIG

STATISTICAL NEWS RELEASE

Steynsarkade
Steyn's Arcade
Schoemanstraat 274
274 Schoeman Street

Privaatsak X44
Private Bag

PRETORIA
0001

Tel.: 3108-911 (012)

Teleks: 320450, 320523

Telex: 322418, 320173

Fax: (012) 3222769

3220463

3200919

3226325



P6141.2

STREEKKANTORE REGIONAL OFFICES

DURBAN

Tel.: 305-3904

KAAPSTAD CAPE TOWN

Tel.: 461-2098
461-6940 (021)

PORT ELIZABETH

Tel.: 52-3801/2 (041)

NELSPRUIT

Tel.: 5-2455/6 (01511)

KIMBERLEY

Tel.: 3-3965/6 (0531)

KEMPTON PARK

Tel.: 394-3420/1 (011)

PIETERSBURG

Tel.: 7-1609 (01521)

KLERKSDORP

Tel.: 24008
24324 (018)

BLOEMFONTEIN

Tel.: 477766/7 (051)

308389

Fax: (051) 478402

GROOTHANDELVERKOPE: JUNIE 1989
(MET VERGELYKENDE VERWAGTE WAARDES VIR
JULIE 1989)

WHOLESALE TRADE SALES: JUNE 1989
(WITH COMPARABLE EXPECTED VALUES FOR
JULY 1989)

19 SEPTEMBER 1989

OPSOMMING

Die totale waarde van groothandelverkope (uitgesonderd diamante) vir Junie 1989 toon 'n styging van 21,1% vergeleke met Junie 1988 en 'n styging van 0,8% vergeleke met Mei 1989 na seisoensaanpassing. Die verwagte verkope (uitgesonderd diamante) vir Julie 1989 toon 'n geringe styging van 0,3% vergeleke met Junie 1989 na seisoensaanpassing. Die grootste toenames het voorgekom by die verkope van kantoor- en winkeluitrusting, boeke en skryf-behoeftes (+6,5%) en farmaseutiese en chemiese produkte (+7,6%). Hierdie toenames is veral teëgewerk deur 'n afname in die verkope van meubels en huishoudelike benodigdhede (-18,1%).

Die reële groothandelverkope (uitgesonderd diamante) teen konstante 1980-pryse vir Junie 1989 toon 'n toename van 2,0% vergeleke met Junie 1988 en 'n afname van 0,7% vergeleke met Mei 1989 na seisoensaanpassing. Die verwagte reële verkope vir Julie 1989 toon geen wesentlike verandering vergeleke met Junie 1989 na seisoensaanpassing nie.

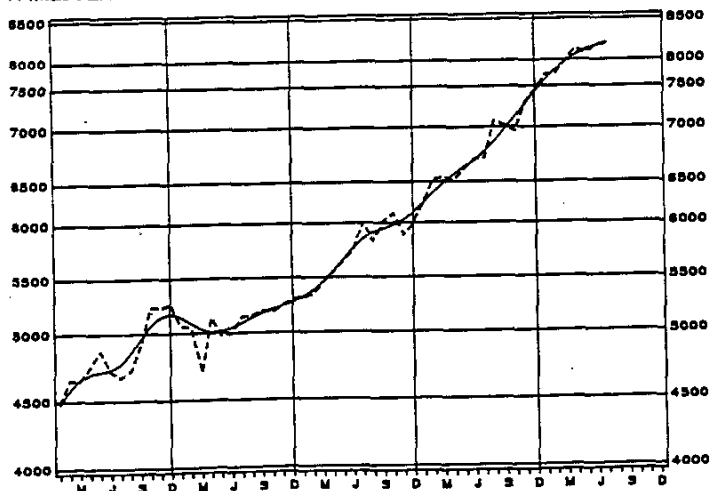
SUMMARY

The total value of wholesale trade sales (excluding diamonds) for June 1989 shows an increase of 21,1% compared with June 1988 and an increase of 0,8% compared with May 1989 after seasonal adjustment. The expected sales (excluding diamonds) for July 1989 show a slight increase of 0,3% compared with June 1989 after seasonal adjustment. The largest increases occurred in the sales of office and shop equipment, books and stationery (+6,5%) and pharmaceutical and chemical products (+7,6%). These increases were especially counteracted by a decrease in the sales of furniture and household requisites (-18,1%).

The real wholesale trade sales (excluding diamonds) at constant 1980 prices for June 1989 show an increase of 2,0% compared with June 1988 and a decrease of 0,7% compared with May 1989 after seasonal adjustment. The expected real sales for July 1989 show no substantial change compared with June 1989 after seasonal adjustment.

**GROOTHANDELVERKOPE
(UITGESONDERD DIAMANTE)
HEERSENDE PRYSE/CURRENT PRICES
R MILJOEN**

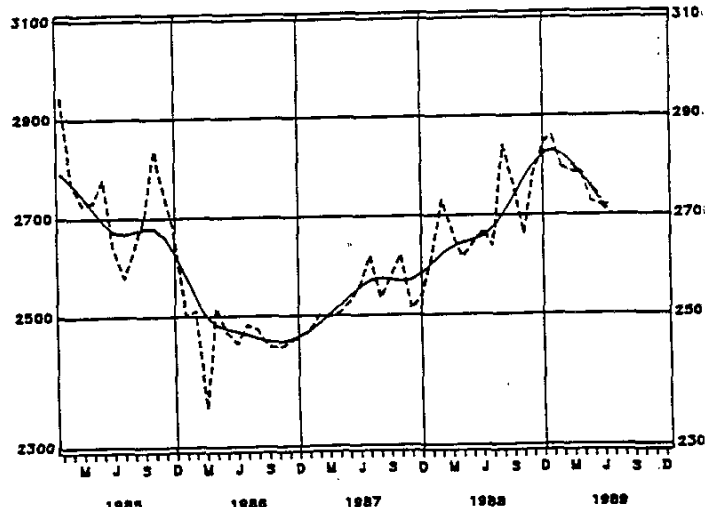
R MILLION



Scale: Semi-logarithmic Skaal: Semi-logaritmes
Trend cycle _____ Tendenssiklus
Seasonally adjusted - - - - - Seisoensaangepas

**WHOLESALE TRADE SALES
(EXCLUDING DIAMONDS)
KONSTANTE 1980-PRYSE/CONSTANT 1980 PRICES
R MILLION**

R MILJOEN



Scale: Semi-logarithmic Skaal: Semi-logaritmes
Trend cycle _____ Tendenssiklus
Seasonally adjusted - - - - - Seisoensaangepas

| Tydperk - Period | Verkope - (Uitgesonderd diamante) Sales - (Excluding diamonds) | | Persentasieverandering van verkope Percentage change of sales | |
|---|---|--|--|--|
| | Teen heersende pryse At current prices | Teen konstante pryse At constant prices | Teen heersende pryse At current prices | Teen konstante pryse At constant prices |
| | R. Milj./Mill. | | | |
| Werklike waardes/Actual values | | | | |
| Mei/May 1989 - Jul. 1989 | 23 937,2 | 8 076,4 | +21,6 | + 2,9 |
| Mei/May 1988 - Jul. 1988 | 19 678,1 | 7 845,5 | | |
| Seisoensaangepaste waardes/ Seasonally adjusted values | | | | |
| Mei/May 1989 - Jul. 1989 | 24 371,5 | 8 180,9 | + 2,4 | - 2,8 |
| Feb. 1989 - Apr. 1989 | 23 791,8 | 8 418,1 | | |


 HOOF: SENTRALE STATISTIEKDIENS
 HEAD: CENTRAL STATISTICAL SERVICE

OPMERKINGS

Hierdie Statistiese Nuisberig toon finale ramings van die groothandelverkope. Beide die werklike en seisoensaangepaste waardes van groothandelverkope volgens soort besigheid teen heersende sowel as konstante 1980-pryse word getoon. Die waarde van verkope teen konstante 1980-pryse ten opsigte van elke soort besigheid is verkry deur die verkoopwaarde teen heersende pryse met behulp van die produksieprysindekse op basis 1980 = 100 te defleer.

'n Voorlopige raming van totale groothandelverkope word in Statistiese Nuisberig P6141.1 gepubliseer.

Die jongste maand se syfers is aan hersiening onderworpe.

NOTES

This Statistical News Release shows final estimates of the wholesale trade sales. Both actual and seasonally adjusted values of wholesale trade sales according to kind of business at current as well as constant 1980 prices are shown. The value of sales at constant 1980 prices in respect of each kind of business is obtained by deflating the sales value at current prices by means of the production price indices on base 1980 = 100.

A preliminary estimate of total wholesale trade sales is published in Statistical News Release P6141.1.

The figures for the latest month are subject to revision.

GROOTHANDELVERKOPE VOLGENS SOORT BESIGHEID
TABEL 1.1 - TEEN HEERSENDE PRYSE

R MILJ./MILL.

WHOLESALE TRADE SALES BY KIND OF BUSINESS
TABLE 1.1 - AT CURRENT PRICES

| SOORT BESIGHEID - KIND OF BUSINESS | WERKLIKE WAARDES - ACTUAL VALUES | | | | | | SEISOENSAANGEPASTE WAARDES - SEASONALLY ADJUSTED VALUES | | | | | |
|--|----------------------------------|--------------|--------------------|--------------|----------------|--------------|---|--------------|-------------|--------------|----------------------|--------------|
| | JUL. 1989 | JUN. 1989 | MEI MAY 1989 | JUN. 1988 | JAN. - 1989 | JUN. 1988 | JUL. 1989 | JUN. 1989 | MAY 1989 | APR. 1989 | MRT. MAR. 1989 | JUN. 1988 |
| TOTAAL INGESLUIT DIA- MANTE | 8 443,1 | 8 515,3 | 7 970,1* | 6 961,3 | 47 752,2* | 38 933,6 | 8 161,6 | 8 137,2* | 8 072,7* | 8 104,4* | 7 938,2* | 6 717,6 |
| TOTAAL UITGESONDERD DIAMANTE | 8 147,1 | 8 141,2 | 7 648,9* | 6 724,4 | 46 144,4* | 37 743,0 | 1 437,3 | 1 511,6 | 1 375,9 | 1 367,7 | 1 426,8 | 1 282,7 |
| VOEDSEL, DRANK EN TABAK | 1 421,5 | 1 473,5 | 1 334,5 | 1 248,5 | 8 218,0 | 7 033,7 | 281,7 | 280,6 | 271,8 | 280,4 | 273,7 | 234,6 |
| LEWENDE HAWE EN PRODUKTE | 251,9 | 265,2 | 257,9 | 223,0 | 1 656,4 | 1 421,4 | 192,5 | 188,9 | 189,9 | 205,3 | 187,2 | 148,2 |
| KLERASIE, SKOEISEL EN TEKSTIELE | 205,8 | 187,3 | 178,7 | 146,1 | 1 055,6 | 836,0 | 217,9 | 266,1 | 224,7* | 234,7* | 258,9* | 204,3 |
| MEUBELS EN HUIS- HOUDELIKE BENO- DIGHEDE | 211,7 | 262,7 | 207,7* | 202,7 | 1 240,5* | 1 115,4 | 375,6 | 352,8 | 371,1* | 391,2* | 364,4* | 300,7 |
| KANTOOR- EN WIN- KELUITRUSTING, BOEKE EN SKRYFBE- HOEFTES | 354,3 | 376,7 | 331,8* | 322,3 | 2 170,2* | 1 701,3 | 725,5 | 674,2 | 724,9 | 730,1 | 733,9 | 651,3 |
| DIAMANTE, JUWE- LIERS- EN SILWER- WARE | 296,1 | 374,1 | 321,2 | 236,9 | 1 607,7 | 1 190,6 | 868,5 | 855,6 | 841,7 | 867,9 | 838,7 | 737,6 |
| FARMASEUTIESE EN CHEMIESE PRODUKTE | 711,6 | 692,5 | 684,4 | 667,8 | 4 065,1 | 3 532,4 | 1 869,6 | 1 793,1 | 1 844,0* | 1 890,4* | 1 814,0* | 1 254,3 |
| KONSTRUKSIE- EN BOUMATERIAAL | 931,1 | 866,1 | 805,7 | 749,9 | 4 950,7 | 4 277,3 | 2 168,0 | 2 218,3 | 2 226,2* | 2 140,7* | 2 079,1* | 1 902,8 |
| MASJINERIE EN UIT- RUSTING: MYN, NYWERHEID EN LANDBOU | 1 878,3 | 1 790,7 | 1 728,8* | 1 255,0 | 10 419,4* | 7 163,0 | 2 180,9 | 2 226,3 | 2 119,2* | 2 190,3 | 2 168,5* | 10 662,6 |
| DIVERSE | 2 180,9 | 2 226,3 | 2 119,2* | 1 909,3 | 12 368,5* | 10 662,6 | | | | | | |

1/ verwagte waardes

* Hersien

1/ Expected values

* Revised

| SOORT BESIGHEID - KIND OF BUSINESS | WERKLIKE WAARDES - ACTUAL VALUES | | | | | | SEISOENSAANGEPASTE WAARDES - SEASONALLY ADJUSTED VALUES | | | | | |
|--|----------------------------------|--------------|--------------------|--------------|--------------|--------------|---|--------------|--------------------|--------------|----------------------|--------------|
| | JUL. 1989 | JUN. 1989 | MEI MAY 1989 | JUN. 1988 | JAN. 1989 | JUN. 1988 | JUL. 1989 | JUN. 1989 | MEI MAY 1989 | APR. 1989 | MRT. MAR. 1989 | JUN. 1988 |
| TOTAL INCLUDING DIA- MONDS | 2 910,8 | 2 962,4 | 2 796,5* | 2 852,4 | 17 175,3* | 16 212,5 | 2 721,9 | 2 719,3 | 2 739,7* | 2 807,1* | 2 803,6* | 2 666,0 |
| TOTAL EXCLUDING DIA- MONDS | 2 733,6 | 2 738,5 | 2 604,3* | 2 685,9 | 16 155,3* | 15 366,8 | 487,7 | 504,0 | 461,4 | 470,0 | 494,4 | 467,2 |
| FOODSTUFFS, BEVE- RAGES AND TOBACCO | 478,1 | 495,6 | 449,8 | 458,4 | 2 825,7 | 2 662,0 | 82,1 | 82,3 | 94,5 | 100,7 | 97,8 | 87,6 |
| LIVESTOCK AND PRODUCE | 72,4 | 76,3 | 92,3 | 81,8 | 582,6 | 547,4 | 63,7 | 62,8 | 63,8 | 69,9 | 64,5 | 57,1 |
| CLOTHING, FOOTWEAR AND TEXTILES | 67,8 | 61,7 | 60,3 | 55,7 | 362,3 | 332,8 | 69,5 | 84,1 | 71,9* | 76,† | 84,4* | 73,7 |
| FURNITURE AND HOUSEHOLD REQUI- SITES | 67,3 | 83,5 | 66,0* | 73,5 | 402,1* | 414,9 | 122,6 | 114,7 | 121,7* | 129,3* | 122,6* | 111,6 |
| OFFICE AND SHOP EQUIPMENT, BOOKS AND STATIONERY | 115,1 | 122,4 | 107,6* | 119,7 | 723,4* | 646,4 | | | | | | |
| DIAMONDS, JEWEL- LERY AND SILVER- WARE | 177,2 | 223,9 | 192,2 | 166,5 | 1 019,8 | 845,7 | | | | | | |
| PHARMACEUTICAL AND CHEMICAL PRODUCTS | 220,9 | 214,9 | 214,4 | 240,1 | 1 299,1 | 1 292,8 | 225,6 | 207,5 | 228,3 | 234,0 | 237,7 | 232,3 |
| CONSTRUCTION AND BUILDING MATE- RIALS | 276,5 | 257,2 | 239,4 | 246,5 | 1 509,8 | 1 441,6 | 258,3 | 255,2 | 253,6 | 263,1 | 257,8 | 243,3 |
| MACHINERY AND EQUIPMENT: MINING INDUSTRIAL AND AGRICULTURAL | 570,3 | 543,7 | 527,6* | 455,3 | 3 258,1* | 2 661,6 | 559,5 | 541,4 | 564,3* | 586,5* | 573,6* | 452,5 |
| MISCELLANEOUS | 865,3 | 883,3 | 847,0* | 954,9 | 5 192,1* | 5 367,3 | 861,7 | 866,8 | 880,‡ | 890,5* | 873,8* | 937,3 |

1/ Verwagte waardes
 * Hersien

1/ Expected values
 * Revised