


3
DIE BIBLIOTEK/THE LIBRARY
SENTRALE STATISTIEKDIENS
CENTRAL STATISTICAL SERVICE
PRIVATE SAK/PRIVATE BAG X 44
0001 PRETORIA



REPUBLIC OF SOUTH AFRICA

**Wholesale trade sales
January 1996**



**CENTRAL
STATISTICAL SERVICE**

Statistical release P6141.2

Co-operation between the Central Statistical Service and the residents of the RSA, the private sector and the government institutions is essential for a successful statistical system in the RSA. Without this continued co-operation and goodwill, the timely release of relevant and reliable official statistics will not be possible.

The CSS publishes approximately five hundred different releases per year. In the light of expenditure restraints in government, it is no longer economically viable to produce them in more than one of the eleven official languages in South Africa. Since the releases are also extensively used by the international economic and social-scientific communities, from 1996 CSS releases will be published in English.

**Embargo: 09:30
Date: 4 April 1996**

Published by the
Central Statistical Service
Private Bag X44
PRETORIA
0001
Tel. (012) 310-8911

The CSS has copyright on this information. You are, however, free to apply it as you wish provided that you acknowledge the CSS as the source of the basic data wherever you process, apply, utilise, publish or distribute the data; and also that you specify that the relevant application and analyses (where applicable) result from your own processing of the data.

CSS Library Cataloguing-in-Publication (CIP) Data

Wholesale trade sales /Central Statistical Service. - 1996-
Pretoria: Central Statistical Service, 1996-
p. : 30 cm. (Statistical release; P6141.2)
Series formerly available as: Statistiese nuus-
berig = Statistical news release; P6141.2 and
P13.3 and Statistiese vrystelling = Statistical
release; P6141.2
Title continues in English only
Monthly
1. Wholesale trade. I. South Africa. Central
Statistical Service. II. Series.
(LCSH 16)

A complete set of CSS publications is available at the **CSS Library** and the following libraries:

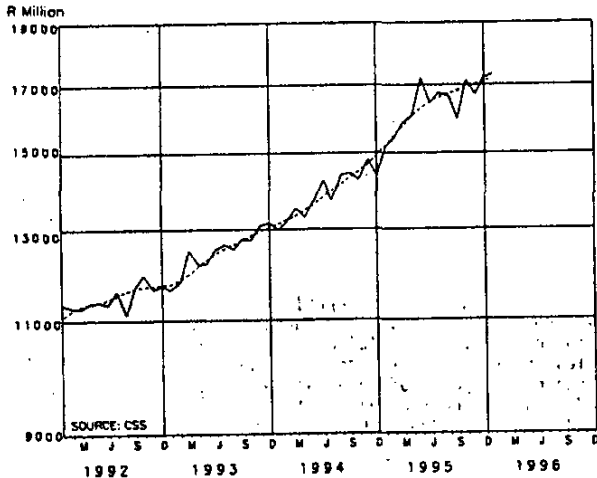
State Library, Pretoria
Library of Parliament, Cape Town
South African Library, Cape Town
Bloemfontein Public Library
Natal Society Library, Pietermaritzburg
Johannesburg Public Library

DECREASE IN SEASONALLY ADJUSTED REAL WHOLESALE TRADE SALES FOR JANUARY 1996

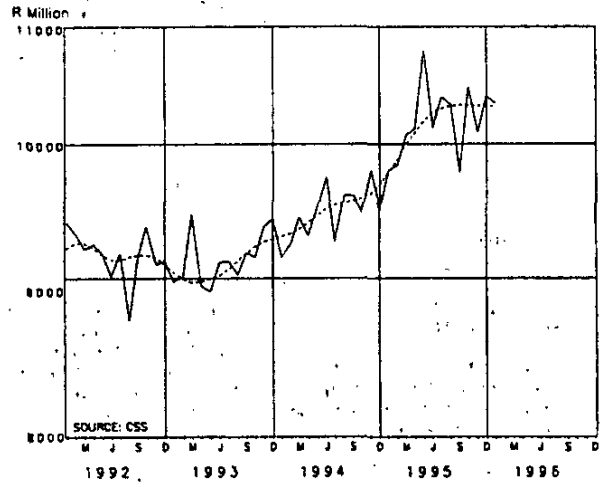
The value of wholesale trade sales (excluding diamonds) amounted to R15 385,5 million for January 1996, which after seasonal adjustment showed a slight increase of 0,9% compared with December 1995. However, in real terms (at constant 1990 prices) this represents a decrease of 0,6%.

The sales of wholesalers in "miscellaneous" goods which have the largest market share, amounted to R4 609,8 million for January 1996, which after seasonal adjustment decreased by 2,1% compared with December 1995. In real terms (at constant 1990 prices) this represents a decrease of 2,7%. The seasonally adjusted sales of wholesalers in "textiles, clothing and footwear" showed the largest percentage decrease at current (-15,7%) and at constant 1990 prices (-16,7%) for January 1996 compared with December 1995.

**WHOLESALE TRADE SALES (EXCLUDING DIAMONDS)
CURRENT PRICES**



**WHOLESALE TRADE SALES (EXCLUDING DIAMONDS)
CONSTANT 1990 PRICES**



ENQUIRIES:

Tel. (012) 310-8095/310-8040
(012) 310-8351/310-8390
(012) 310-8021 (technical enquiries)
Private Bag X44, Pretoria, 0001
Fax: 310-8500 310-8501

BLOEMFONTEIN	(051) 447-7767	KEMPTON PARK	(011) 394-3420/1	NELSPRUIT	(01311) 52455/6
DURBAN	(031) 305-3904	KIMBERLEY	(0531) 33965	PIETERSBURG	(0152) 295-7521
CAPE TOWN	(021) 23-1040	KLERKSDORP	(018) 462-4008	PORT ELIZABETH	(041) 52-3801/2
BISHO	(0401) 99-2457	UMTATA	(0471) 305-2038		

Period	Sales (Excluding diamonds) R million		Percentage change of sales	
	At current prices	At constant 1990 prices	At current prices	At constant 1990 prices
Actual values				
Nov. 1995 - Jan. 1996	50 640,1	30 393,5	+15,4	+5,7
Nov. 1994 - Jan. 1995	43 900,1	28 757,1		
Seasonally adjusted values				
Nov. 1995 - Jan. 1996	51 189,3	30 795,5	+3,0	+0,8
Aug. 1995 - Oct. 1995	49 719,5	30 560,8		

pp HD van der Stoep
 Dr F M Orkin
 Head: Central Statistical Service

NOTES

This statistical release shows final estimates of the wholesale trade sales in the Republic of South Africa (the former TBVC states are excluded before January 1995). The survey is conducted on a firm basis. The results of the sample survey are raised to represent the total wholesale trade sales. Both actual and seasonally adjusted values of wholesale trade sales according to type of business at current as well as constant 1990 prices are shown. The value of sales at constant 1990 prices in respect of each type of business is obtained by deflating the sales value at current prices by means of sub-indices of the production price index on base 1990 = 100.

Wholesale trade sales at current prices include VAT.

Symbols used

* = revised
 - = not applicable

1. WHOLESALE TRADE SALES BY TYPE OF BUSINESS
1.1 AT CURRENT PRICES

R Million

Type of business	Actual values						Seasonally adjusted values					
	1996		1995		1996	Jan. 1995	Jan. 1996	Dec. 1995	Nov. 1995	Oct. 1995	Jan. 1995	
	Jan.	Dec.	Jan.	Dec.	Jan.	Jan.	Jan.	Jan.	Jan.	Jan.		
Total	15 893,3	16 992,3	13 892,0*	15 893,3	13 892,0*	15 893,3	13 892,0*	17 338,1	17 187,4	16 663,7	17 108,7	15 125,8
Including diamonds	15 385,5	16 896,3	13 476,9*	15 385,5	13 476,9*	15 385,5	13 476,9*	17 338,1	17 187,4	16 663,7	17 108,7	15 125,8
Excluding diamonds	3 277,9	4 183,4	2 636,2	3 277,9	2 636,2	3 277,9	2 636,2	3 550,8	3 525,5	3 414,0	3 380,6	2 844,5
Foodstuffs, beverages and tobacco	908,4	934,0	716,7	908,4	716,7	908,4	716,7	948,5	835,6	817,8	846,2	748,5
Livestock and farm produce	267,5	414,9	253,2	267,5	253,2	267,5	253,2	432,0	512,5	461,5	410,5	404,3
Textiles, clothing and footwear	259,6	484,8	268,6	259,6	268,6	259,6	268,6	405,4	442,0	434,8	424,4	418,2
Furniture and household requisites	818,6	797,1	673,3	818,6	673,3	818,6	673,3	939,4	940,3	1 008,8	900,6	769,1
Office and shop equipment, books and stationery	517,8	96,0	415,2	517,8	415,2	517,8	415,2					
Diamonds, jewellery and silverware	1 446,5	1 480,4	1 302,9*	1 446,5	1 302,9*	1 446,5	1 302,9*	1 616,5	1 563,1	1 549,3	1 556,8	1 458,8
Pharmaceutical and chemical products	1 495,5	1 413,4	1 342,8	1 495,5	1 342,8	1 495,5	1 342,8	1 833,6	1 822,9	1 754,5	1 765,2	1 641,6
Construction and building materials	2 301,7	2 319,1	2 043,5	2 301,7	2 043,5	2 301,7	2 043,5	2 531,2	2 729,2	2 613,6	2 680,6	2 245,6
Machinery and equipment (mining, industrial and agricultural)	4 609,8	4 869,2	4 239,6	4 609,8	4 239,6	4 609,8	4 239,6	4 923,3	5 027,5	4 585,3	5 199,9	4 510,7
Miscellaneous												

The former IBVC states are included.

P6141.2

1. WHOLESALE TRADE SALES BY TYPE OF BUSINESS
 1.2 AT CONSTANT 1990 PRICES

R Million

Type of business	Actual values						Seasonally adjusted values												
	Jan. 1996		Dec. 1995		Jan. 1995		Jan. 1996		Dec. 1995		Nov. 1995		Oct. 1995		Jan. 1995				
	Jan. 1996	Dec. 1995	Jan. 1995	Jan. 1995	Jan. 1995	Jan. 1995	Jan. 1996	Jan. 1995	Dec. 1995	Nov. 1995	Oct. 1995	Jan. 1995	Jan. 1995	Oct. 1995	Jan. 1995				
Total	9 638,3	10 174,9	9 136,9*	9 638,3	9 136,9*	9 136,9*	10 322,0	10 383,4	10 090,2	10 459,0	10 459,0	9 793,4	9 793,4	10 322,0	10 383,4	10 090,2	10 459,0	10 459,0	9 793,4
Including diamonds	9 179,6	10 089,9	8 744,5*	9 179,6	8 744,5*	8 744,5*	1 820,1	1 842,9	1 796,9	1 794,6	1 794,6	1 595,9	1 595,9	1 820,1	1 842,9	1 796,9	1 794,6	1 794,6	1 595,9
Excluding diamonds	1 701,2	2 190,8	1 495,5	1 701,2	1 495,5	1 495,5	503,3	449,4	447,6	464,4	464,4	432,6	432,6	503,3	449,4	447,6	464,4	464,4	432,6
Foodstuffs, beverages and tobacco	482,9	500,3	415,5	482,9	415,5	415,5	266,1	319,5	288,9	259,4	259,4	267,1	267,1	266,1	319,5	288,9	259,4	259,4	267,1
Livestock and farm produce	153,9	288,8	170,2	153,9	170,2	170,2	239,1	263,0	260,9	256,3	256,3	263,7	263,7	239,1	263,0	260,9	256,3	256,3	263,7
Textiles, clothing and footwear	471,8	461,9	414,0	471,8	414,0	414,0	543,9	544,5	591,3	531,4	531,4	475,4	475,4	543,9	544,5	591,3	531,4	531,4	475,4
Furniture and household requisites	458,7	85,0	392,4	458,7	392,4	392,4	-	-	-	-	-	-	-	-	-	-	-	-	-
Office and shop equipment, books and stationery	856,2	881,9	832,5*	856,2	832,5*	832,5*	959,6	907,6	925,4	940,4	940,4	934,9	934,9	959,6	907,6	925,4	940,4	940,4	934,9
Diamonds, jewellery and silverware	906,3	861,5	883,5	906,3	883,5	883,5	1 102,4	1 101,1	1 070,2	1 083,3	1 083,3	1 072,2	1 072,2	1 102,4	1 101,1	1 070,2	1 083,3	1 083,3	1 072,2
Pharmaceutical and chemical products	1 442,9	1 462,8	1 396,7	1 442,9	1 396,7	1 396,7	1 576,5	1 713,2	1 658,8	1 701,7	1 701,7	1 525,2	1 525,2	1 576,5	1 713,2	1 658,8	1 701,7	1 701,7	1 525,2
Construction and building materials	2 998,4	3 182,9	2 967,3	2 998,4	2 967,3	2 967,3	3 190,5	3 279,9	3 013,8	3 433,9	3 433,9	3 146,1	3 146,1	3 190,5	3 279,9	3 013,8	3 433,9	3 433,9	3 146,1
Machinery and equipment (mining, industrial and agricultural)																			
Miscellaneous																			

The former TBVC states are included.

AFNAME IN SEISOENSAANGEPASTE REËLE GROOTHANDELVERKOPE VIR JANUARIE 1996

Die waarde van groothandelverkope (diamante uitgesluit) het R15 385,5 miljoen vir Januarie 1996 bedra, wat na seisoenaanpassing 'n geringe toename van 0,9% getoon het vergeleke met Desember 1995. In reële terme (teen konstante 1990-pryse) verteenwoordig dit egter 'n afname van 0,6%.

Die verkope van groothandelaars in "diverse" goedere wat die grootste marktaandeel het, bedra R4 609,8 miljoen vir Januarie 1996, wat na seisoenaanpassing met 2,1% afgeneem het vergeleke met Desember 1995. In reële terme (teen konstante 1990-pryse) verteenwoordig dit 'n afname van 2,7%. Die seisoensaangepaste verkope van groothandelaars in "tekstiele, klerasie en skoel" het die grootste persentasie afname teen heersende pryse (-15,7%) en teen konstante 1990-pryse (-16,7%) vir Januarie 1996 vergeleke met Desember 1995 getoon.