


REPUBLIEK VAN SUID-AFRIKA
REPUBLIC OF SOUTH AFRICA



SENTRALE
STATISTIEKDIENS
CENTRAL
STATISTICAL SERVICE

Groothandelverkope

Februarie 1993

Wholesale trade sales

February 1993

Statistiese vrystelling P6141.2
Statistical release

Om 'n suksesvolle statistiese stelsel in die RSA te bedryf, is die samewerking tussen die Sentrale Statistiekdiens en die inwoners van die RSA, die private sektor en die owerheidsinstellings onontbeerlik. Sonder hierdie volgehoue samewerking en welwillendheid sal die tydige beskikbaarstelling van relevante en betroubare amptelike statistieke nie moontlik wees nie.

Co-operation between the Central Statistical Service and the residents of the RSA, the private sector and the government institutions is essential for a successful statistical system in the RSA. Without this continued co-operation and goodwill, the timely release of relevant and reliable official statistics will not be possible.

Datum/Date: 13 MEI/MAY 1993

Uitgegee deur die Sentrale Statistiekdiens
Private Sak X44
PRETORIA
0001

Published by the Central Statistical Service
Private Bag X44
PRETORIA
0001

Hierdie publikasie of enige gedeelte daarvan mag sonder voorafgoedkeuring gereproduseer word, gestoor word vir ontsluitingsdoeleindes, of versend word in enige formaat of deur gebruikmaking van enige middel, mits die SSD as bron vermeld word.

This publication or any part thereof may be reproduced, stored in a retrieval system, or transmitted in any form or by any means without prior permission, provided that the CSS is acknowledged as the source.

SSD-biblioteek Katalogisering-in-Publikasie (KIP) Data
CSS Library Cataloguing-in-Publication (CIP) Data

Groothandelverkope / Sentrale Statistiekdiens = Wholesale trade sales / Central Statistical Service. - 1993 - Pretoria: Central Statistical Service, 1993 - p. ; 30cm. (Statistiese vrystelling = Statistical release; P6141.2)
Series formerly available as: Statistiese nuusberig = Statistical news release; P6141.2 and P13.3
Monthly
1. Wholesale trade. I. South Africa. Central Statistical Service. II. Suid-Afrika. Sentrale Statistiekdiens. III. Title. IV. Series.

'n Volledige stel SSD-publikasies is beskikbaar by die SSD-biblioteek en die volgende biblioteke:

Staatsbiblioteek, Pretoria
Parlementsbiblioteek, Kaapstad
Suid-Afrikaanse Biblioteek, Kaapstad
Bloemfontein Openbare Biblioteek
Natal Society Library, Pietermaritzburg
Johannesburg Openbare Biblioteek

A complete set of CSS Publications is available at the CSS Library and the following libraries:

State Library, Pretoria
Library of Parliament, Cape Town
South African Library, Cape Town
Bloemfontein Public Library
Natal Society Library, Pietermaritzburg
Johannesburg Public Library

HOOGTEPUNTE

Die groothandelverkope (uitgesonderd diamante) vir Februarie 1993 (R11 289,7 miljoen) is 1,7% laer as die verwagte verkope (R11 490,2 miljoen) vir Februarie 1993 soos deur die groothandelaars in die vooruitsig gestel. Die verwagte groothandelverkope (uitgesonderd diamante) vir Maart 1993 bedra R11 796,6 miljoen (soos gepubliseer in Statistiese Vrystelling P6141.1 van 3 Mei 1993) en toon 'n styging van 1,9% vergeleke met die finale gegewens vir Februarie 1993 na seisoenaanpassing.

Die totale groothandelverkope (uitgesonderd diamante) vir Februarie 1993 toon 'n styging van 1,1% vergeleke met Januarie 1993 na seisoenaanpassing. Die relatief grootste stygings in verkope is getoon deur groothandelaars in konstruksie- en boumateriaal (4,6%) en diverse groothandelaars (3,8%). Groothandelaars in meubels en huishoudelike benodigdhede het 'n daling van 11,2% getoon in verkope na relatief hoë verkope vir Januarie 1993.

Die reële groothandelverkope (uitgesonderd diamante) vir Februarie 1993 het met 0,4% toegeneem vergeleke met Januarie 1993 na seisoenaanpassing, maar met 4,2% afgeneem vergeleke met Februarie 1992.

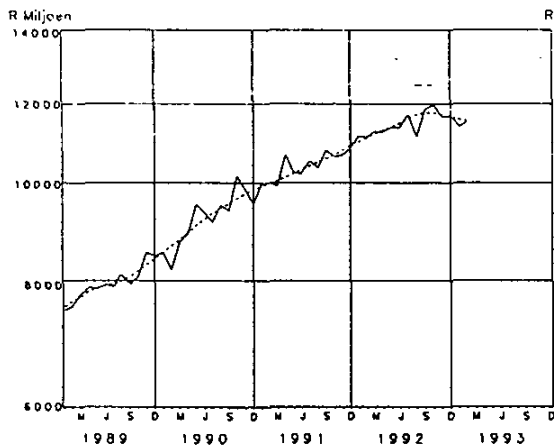
HIGHLIGHTS

The wholesale trade sales (excluding diamonds) for February 1993 (R11 289,7 million) are 1,7% lower than the expected sales (R11 490,2 million) for February 1993 as foreseen by the wholesalers. The expected wholesale trade sales (excluding diamonds) for March 1993 amount to R11 796,6 million (as published in Statistical Release P6141.1 of 3 May 1993) and show an increase of 1,9% compared with the final data for February 1993 after seasonal adjustment.

The wholesale trade sales (excluding diamonds) for February 1993 reflect an increase of 1,1% compared with January 1993 after seasonal adjustment. The relatively largest increases in sales were reflected by wholesalers in construction and building materials (4,6%) and miscellaneous wholesalers (3,8%). Wholesalers in furniture and household requisites reflected a decrease of 11,2% in sales after relatively high sales for January 1993.

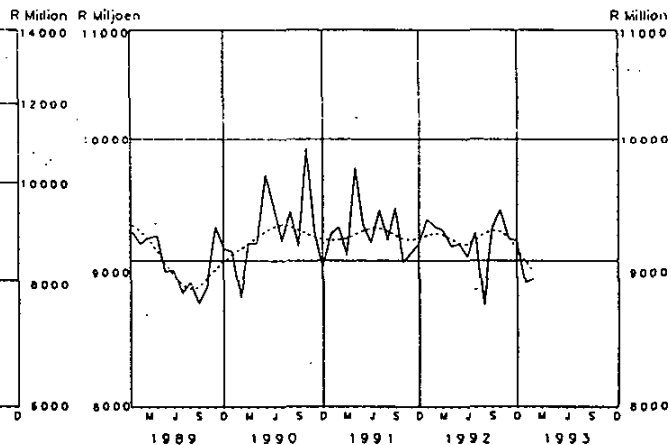
The real wholesale trade sales (excluding diamonds) for February 1993 increased by 0,4% compared with January 1993 after seasonal adjustment, but decreased by 4,2% compared with February 1992.

GROOTHANDELVERKOPE
UITGESONDERD DIAMANTE
HEERSENDE PRYSE / CURRENT PRICES



Skaal: Semi-logaritmiës Scale: Semi-logarithmic
Tendenssiklus ----- Trend cycle
Seisoensaangepas ----- Seasonally adjusted

WHOLESALE TRADE SALES
EXCLUDING DIAMONDS
KONSTANTE 1990-PRYSE / CONSTANT 1990 PRICES



Skaal: Semi-logaritmiës Scale: Semi-logarithmic
Tendenssiklus ----- Trend cycle
Seisoensaangepas ----- Seasonally adjusted

NAVRAE:

PRETORIA Tel. (012) 310-8911
Private Sak X44, Pretoria, 0001
Faks: 310-8500 310-8501

BLOEMFONTEIN (051) 477767 KEMPTON PARK (011) 3943420/1
DURBAN (031) 3053904 KIMBERLEY (0531) 33965
KAAPSTAD/CAPE TOWN (021) 4612098 KLERKSDORP (018) 4624008

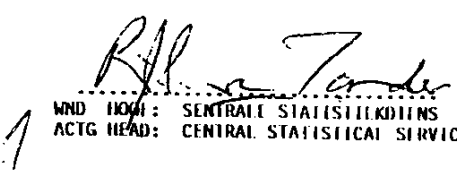
ENQUIRIES:

PRETORIA Tel. (012) 310-8911
Private Bag X44, Pretoria, 0001
Fax: 310-8500 310-8501

NELSPRUIT (01311) 52455/6
PIETERSBURG (01521) 71609
PORT ELIZABETH (041) 523801/2

P6141.2

Tydperk - Period	Verkope - (Uitgesonderd diamante) Sales - (Excluding diamonds)		Persentasieverandering van verkope Percentage change of sales	
	leen heersende pryse At current prices	Teen konstante 1990-pryse At constant 1990 prices	Teen heersende pryse At current prices	leen konstante 1990-pryse At constant 1990 prices
	R. Milj./Mill.			
Werklike waardes/Actual values				
Des./Dec. 1992 - Feb. 1993	33 280,4	25 584,0	+4,5	-3,2
Des./Dec. 1991 - Feb. 1992	31 846,7	26 416,6		
Seisoensaangepaste waardes/ Seasonally adjusted values				
Des./Dec. 1992 - Feb. 1993	34 547,2	26 827,1	-2,5	-3,5
Sep. 1992 - Nov. 1992	35 446,6	27 811,3		



 WND HOOF: SENTRALE STATISTIEKDIENST
 ACTG HEAD: CENTRAL STATISTICAL SERVICE

OPMERKINGS

Hierdie statistiese vrystelling toon finale ramings van die groothandelverkope. Die opname word op 'n firmabasis gedoen. Die resultate van die steekproefopname word verhef om die totale groothandelverkope te verteenwoordig. Beide die werklike en seisoensaangepaste waardes van groothandelverkope volgens soort besigheid teen heersende sowel as konstante 1990-pryse word getoon. Die waarde van verkope teen konstante 1990-pryse ten opsigte van elke soort besigheid is verkry deur die verkoopwaarde teen heersende pryse met behulp van sub-indeks van die Produksieprysindeks op basis 1990 = 100 te defleer.

Groothandelverkope teen heersende pryse sluit BTW in.

'n Voorlopige raming van totale groothandelverkope word in Statistiese Vrystelling P6141.1 gepubliseer.

NOTES

This statistical release shows final estimates of the wholesale trade sales. The survey is conducted on a firm basis. The results of the sample survey are raised to represent the total wholesale trade sales. Both actual and seasonally adjusted values of wholesale trade sales according to kind of business at current as well as constant 1990 prices are shown. The value of sales at constant 1990 prices in respect of each kind of business is obtained by deflating the sales value at current prices by means of sub-indices of the Production Price Index on base 1990 = 100.

Wholesale trade sales at current prices include VAT.

A preliminary estimate of total wholesale trade sales is published in Statistical Release P6141.1.

GROOTHANDELVERKOPE VOLGENS SOORT BESIGHEID
 TABEL 1.1 - TEEN HEERSENDE PRYSE

WHOLESALE TRADE SALES BY KIND OF BUSINESS
 TABLE 1.1 - AT CURRENT PRICES

Soort besigheid Kind of business	R Milj./Mill.				Seisoensaangepaste waardes - Seasonally adjusted values			
	Werklike waardes - Actual values		Jan. - Feb.		Jan. - Feb.		Des. / Dec.	
	Feb. 1993	Jan. 1993	Feb. 1992	Jan. 1993	Feb. 1993	Jan. 1993	Dec. 1992	Nov. 1992
Totaal/Total	11 457,8	10 848,5*	11 207,1	22 306,3	21 870,1			
Ingesluit diamante Including diamonds	11 289,7	10 504,0*	10 908,3	21 793,7	21 191,0	11 504,8	11 375,5*	11 666,8*
Uitgesonderd diamante Excluding diamonds	2 364,3	2 469,9	2 207,9	4 834,2	4 490,6	2 606,7	2 604,3	2 586,3
Veegeel, drank en tabak Foodstuffs, beverages and tobacco	388,0	378,3	331,8	766,3	644,1	370,5	381,8	448,2
Lewence hawe en land- bouprodukte Livestock and produce	270,0	207,5	257,6	477,5	461,6	284,8	285,0	338,0
Tekstiele, klerasie en skoeisel Textiles, clothing and footwear	288,0	259,6	244,9	547,6	435,4	363,5	409,2	379,0
Meubels en huishou- delike benodigdhede Furniture and house- hold requisites	509,5	462,6	473,2	972,1	906,7	495,7	515,8	441,9
Kantoor- en winkeluit- rusting, boeke en skryfbehoeftes Office and shop equip- ment, books and stationery	168,1	344,6	298,8	512,6	679,1			
Diamante, juweliers- en silwerware Diamonds, Jewellery and silverware	1 130,4	1 001,7	1 015,7	2 132,0	1 974,7	1 148,5	1 142,2	1 205,8
Farmasutiese en che- miese produkte Pharmaceutical and Chemical products	1 301,7	1 039,8	1 268,0	2 341,6	2 358,9	1 283,5	1 227,4	1 283,7
Konstruksie- en bouma- teriaal Construction and built- ing materials	1 805,3	1 597,4	1 957,6	3 402,7	3 703,8	1 750,3	1 752,1	1 700,5
Masjinerie en vitrus- ting (myn, nywerheid en landbou) Machinery and equip- ment (mining, indus- trial and agricul- tural)	3 232,4	3 087,2*	3 151,7	6 319,6	6 214,2	3 235,4	3 116,0*	3 336,7*
Diverse/Miscellaneous								
	3 232,4	3 087,2*	3 151,7	6 319,6	6 214,2	3 235,4	3 116,0*	3 336,7*

* Hersien

* Revised

GROOTHANDELVERKOPE VOLGENS SOORT BESIGHEID
 TABLE 1.2 - TEEN KONSTANTE 1990-PRYSE

WHOLESALE TRADE SALES BY KIND OF BUSINESS
 TABLE 1.2 - AT CONSTANT 1990 PRICE

R Milj./Mill.

Soort besigheid Kind of business	Werklike waardes Actual values				Seisoensaangepaste waardes Seasonally adjusted values					
	Feb. 1993	Jan. 1993	Feb. 1992	Jan. 1993	Feb. 1993	Jan. 1993	Dec. 1992	Nov. 1992	Feb. 1992	
Totaal/Total	8 782,0	8 390,2*	9 271,3	17 172,2	18 143,3	8 855,4	8 823,3*	9 148,4*	9 167,3*	9 258,3
Ingesluit diamante Including diamonds	8 641,9	8 102,9*	9 023,7	16 744,8	17 580,0	1 893,4	1 928,6	1 921,2	1 873,8	1 963,2
Uitgesonderd diamante Excluding diamonds	1 713,4	1 820,9	1 775,1	3 534,3	3 598,9	266,6	284,3	323,5	320,0	262,6
Voedsel, drank en tabak Foodstuffs, beverages and tobacco	284,3	278,4	280,4	562,6	542,3	219,2	221,1	261,9	235,1	220,6
Lewende hawe en land- bouprodukte Livestock and produce	210,2	161,5	214,0	371,7	383,6	265,4	302,7	283,2	261,7	243,0
Tekstiele, kleraste en skoeise Textiles, clothing and footwear	209,9	190,4	192,1	400,3	343,9	359,3	377,3	321,8	365,5	360,6
Meubels en huishou- delike benodigdhede Furniture and house- hold requisites	366,2	332,6	367,3	698,7	704,2	140,1	287,2	247,6	427,3	563,4
Kantoor- en winkeluit- rusting, boeke en skryfbehoeftes Office and shop equip- ment, books and stationery	140,1	287,2	247,6	427,3	563,4	851,2	754,4	814,0	1 605,6	1 583,4
Diamante, juweliers- en silwerware Diamonds, jewellery and silverware	851,2	754,4	814,0	1 605,6	1 583,4	984,1	800,3	1 022,1	1 784,4	1 927,4
Farmaseutiese en che- miese produkte Pharmaceutical and chemical products	984,1	800,3	1 022,1	1 784,4	1 927,4	1 416,9	1 271,8	1 639,6	2 688,6	3 130,7
Konstruksie- en bouma- teriale Construction and build- ing materials	1 416,9	1 271,8	1 639,6	2 688,6	3 130,7	2 605,8	2 492,7*	2 719,0	5 098,6	5 365,6
Masjinerie en uitrus- ting (myn, nywerheid en landbou) Machinery and equip- ment (mining, indus- trial and agricul- tural)	2 605,8	2 492,7*	2 719,0	5 098,6	5 365,6	2 743,7	2 523,8*	2 751,4*	2 789,2*	2 857,7
Diverse/Miscellaneous										

* Herstien

* Revised