



REPUBLIC OF SOUTH AFRICA

Wholesale trade sales December 1996



Statistical release P6141.2

Co-operation between the Central Statistical Service and the residents of the RSA, the private sector and the government institutions is essential for a successful statistical system in the RSA. Without this continued co-operation and goodwill, the timely release of relevant and reliable official statistics will not be possible.

The CSS publishes approximately five hundred different releases per year. In the light of expenditure restraints in government, it is no longer economically viable to produce them in more than one of the eleven official languages in South Africa. Since the releases are also extensively used by the international economic and social-scientific communities, from 1996 CSS releases will be published in English.

Embargo: 09:30

Date: 3 March 1997

Published by the
Central Statistical Service
Private Bag X44
PRETORIA
0001
Tel. (012) 310-8911

The CSS has copyright on this information. You are, however, free to apply it as you wish provided that you acknowledge the CSS as the source of the basic data wherever you process, apply, utilise, publish or distribute the data; and also that you specify that the relevant application and analyses (where applicable) result from your own processing of the data.

CSS Library Cataloguing-in-Publication (CIP) Data

Wholesale trade sales /Central Statistical Service. -
1996-
Pretoria: Central Statistical Service, 1996-
p. : 30 cm. (Statistical release; P6141.2)
Series formerly available as: Statistiese nuus-
berig = Statistical news release; P6141.2 and P13.3
and Statistiese vrystelling = Statistical release;
P6141.2
Title continues in English only
Monthly
1. Wholesale trade. I. South Africa. Central
Statistical Service. II. Series.
(LCSH 16)

A complete set of CSS publications is available at the **CSS Library** and the following libraries:

State Library, Pretoria
Library of Parliament, Cape Town
South African Library, Cape Town
Bloemfontein Public Library
Natal Society Library, Pietermaritzburg
Johannesburg Public Library

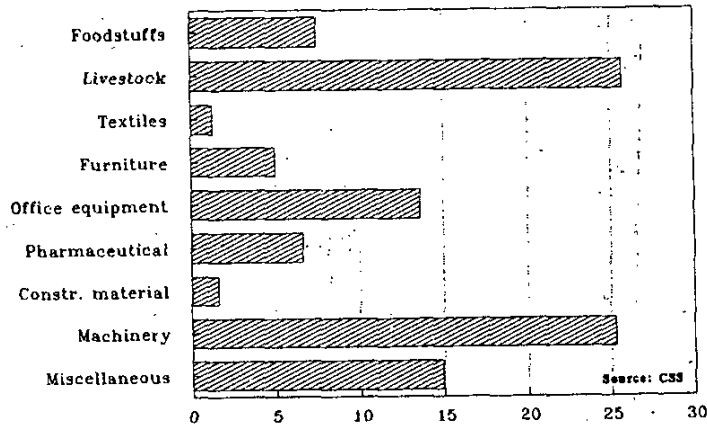
WHOLESALE TRADE SALES INCREASE FOR 1996

The total value of wholesale trade sales (excluding diamonds) for 1996 amounted to R221 431,6 million, which is 12,7% higher than for 1995. This represents an increase of 2,2% in real terms (at constant June 1995 prices).

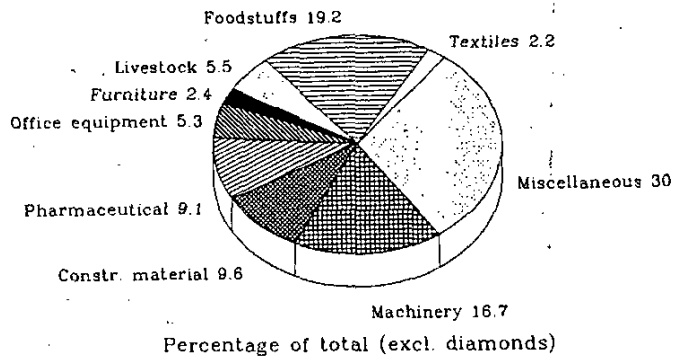
The largest percentage increase in sales (at current prices) for 1996 compared with 1995 was recorded by wholesalers in livestock and farm produce (+25,7%). Sales of wholesalers in machinery and equipment, which comprises 16,7% of the total wholesale trade sales (excluding diamonds) for 1996, show an increase of 25,3% over the same period. Wholesalers in miscellaneous goods, which have the largest market share, recorded an increase of 14,9%. However, in real terms (at constant June 1995 prices) this represents a decrease of 1,7%.

The seasonally adjusted wholesale trade sales (excluding diamonds) for December 1996 is 1,8% higher than for November 1996.

**WHOLESALE TRADE SALES
BY TYPE OF BUSINESS**
Percentage increase - 1996 v. 1995



**WHOLESALE TRADE SALES -
MARKET SHARE BY TYPE OF BUSINESS
1996**



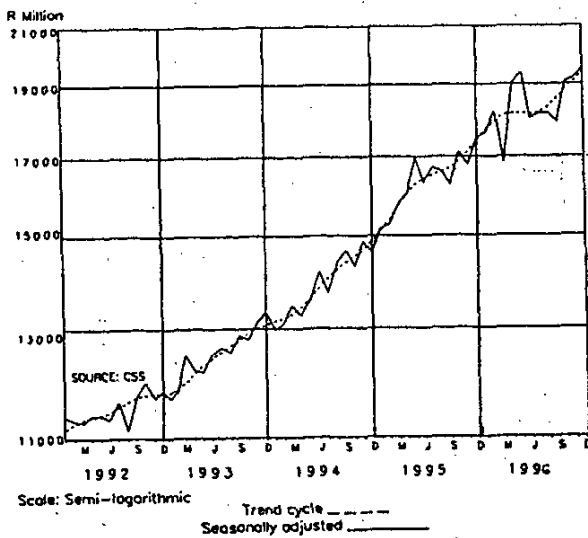
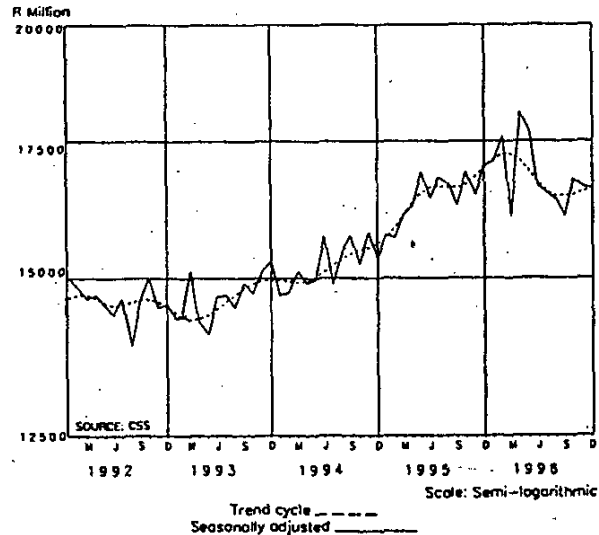
Source: CSS

ENQUIRIES:

Tel. (012) 310-8095/310-8040
 (012) 310-8351/310-8390
 (012) 310-8404 (technical enquiries)
 Private Bag X44, Pretoria, 0001
 Fax: 310-8500
 E-mail: info @ css.pwv.gov.za
 Internet: http://www.css.gov.za

SUMMARY - WHOLESALE TRADE

Period	Sales (Excluding diamonds) R million		Percentage change of sales	
	At current prices	At constant June 1995 prices	At current prices	At constant June 1995 prices
Actual values				
Oct. 1996 - Dec. 1996	60 044,6	51 993,1	+12,7	-0,9
Oct. 1995 - Dec. 1995	53 262,2	52 442,4		
Seasonally adjusted values				
Oct. 1996 - Dec. 1996	57 953,4	49 956,8	+6,7	+2,1
Jul. 1996 - Sep. 1996	54 303,4	48 932,5		

WHOLESALE TRADE SALES (EXCLUDING DIAMONDS)
(AT CURRENT PRICES)WHOLESALE TRADE SALES (EXCLUDING DIAMONDS)
(AT CONSTANT JUNE 1995 PRICES)

pp
Dr F M Orkin
Head: Central Statistical Service

NOTES

This statistical release shows final estimates of the wholesale trade sales in the Republic of South Africa (the former TBVC states are included). The survey is conducted on a firm basis. The results of the sample survey are raised to represent the total wholesale trade sales. Both actual and seasonally adjusted values of wholesale trade sales according to type of business at current as well as at constant June 1995 prices are shown. The value of sales at constant June 1995 prices in respect of each type of business is obtained by deflating the sales value at current prices by means of sub-indices of the production price index on base June 1995=100.

Wholesale trade sales at current prices include VAT.

Symbols used

- * = revised
- = not applicable

1. WHOLESALE TRADE SALES BY TYPE OF BUSINESS
1.1 AT CURRENT PRICES

R Million

Type of business	Actual values				Seasonally adjusted values					
	Dec. 1996	Nov. 1996	Dec. 1995	Jan. - Dec. 1995	Dec. 1996	Nov. 1996	Oct. 1996	Sep. 1996	Dec. 1995	
	Total	19 139,2	21 338,1	16 992,3	226 915,2	200 737,5	19 583,2	19 242,5	19 127,8	17 922,3
Including diamonds Excluding diamonds	18 856,5	21 053,7	16 896,3	221 431,6	196 490,6					
Foodstuffs, beverages and tobacco	4 090,5	3 858,2	4 183,4	42 536,7	39 583,8	3 490,7	3 757,0	3 453,5	3 093,2	3 560,2
Livestock and farm produce	1 051,8	1 229,2	934,0	12 075,9	9 606,1	964,2	981,5	1 049,0	1 035,6	852,6
Textiles, clothing and footwear	335,1	564,1	414,9	4 976,8	4 915,1	426,0	480,2	440,4	363,9	523,7
Furniture and house- hold requisites	476,4	688,5	484,8	5 238,9	4 991,7	433,7	484,2	434,9	400,2	442,3
Office and shop equip- ment, books and stationery	901,1	1 139,1	797,1	11 783,8	10 376,8	1 056,9	1 022,3	1 024,0	891,4	934,4
Diamonds, jewellery and silverware	282,7	284,4	96,0	5 450,1	4 246,9	-	-	-	-	-
Pharmaceutical and chemical products	1 549,8	1 809,0	1 480,4	20 049,2	18 799,2	1 707,0	1 683,4	1 764,2	1 692,4	1 624,0
Construction and buil- ding materials	1 391,9	2 082,1	1 413,4	21 219,7	20 885,7	1 783,0	1 788,8	1 775,9	1 676,8	1 811,2
Machinery and equip- ment (mining, indus- trial and agricul- tural)	2 876,1	3 548,4	2 319,1	36 987,4	29 519,1	3 490,4	3 392,0	3 465,2	3 106,2	2 805,2
Miscellaneous	6 183,8	6 135,1	4 869,2	66 449,4	57 813,2	6 355,2	5 684,7	5 825,2	5 655,7	5 007,5

The former TBVC states are included.

1. WHOLESALE TRADE SALES BY TYPE OF BUSINESS
1.2 AT CONSTANT JUNE 1995 PRICES

R Million

Type of business	Actual values					Seasonally adjusted values				
	1996		1995		Jan. - Dec. 1995	1996		1996		Dec. 1995
	Dec.	Nov.	Dec.	Nov.		Dec.	Nov.	Oct.	Sep.	Dec.
Total	16 335,6	18 599,4	16 570,1	207 365,6	201 533,9	16 586,1	16 608,1	16 762,6	16 065,9	17 015,8
Including diamonds	16 025,0	18 282,1	16 477,2	201 746,2	197 308,1					
Excluding diamonds	3 462,4	3 311,2	3 943,3	38 473,5	39 032,0	2 985,5	3 152,4	3 001,2	2 738,1	3 388,8
Foodstuffs, beverages and tobacco	896,9	1 072,3	866,6	11 286,8	9 498,4	829,8	864,1	928,2	946,7	797,4
Livestock and farm produce	305,3	521,8	404,3	4 693,5	4 907,4	388,3	442,8	408,7	339,0	510,3
Textiles, clothing and footwear	437,3	632,6	477,5	4 934,9	5 003,4	399,9	444,6	406,0	372,5	437,5
Furniture and household requisites	797,6	1 012,7	768,8	10 846,7	10 382,7	935,4	912,9	928,3	796,6	902,8
Office and shop equipment, books and stationery	310,7	317,2	92,9	5 619,4	4 225,9					
Diamonds, jewellery and silverware	1 411,2	1 649,2	1 446,2	18 838,2	18 889,6	1 516,8	1 524,8	1 612,0	1 563,2	1 544,6
Pharmaceutical and chemical products	1 258,7	1 886,0	1 383,5	19 784,8	20 960,2	1 600,3	1 615,6	1 613,6	1 532,6	1 759,5
Construction and building materials	2 628,9	3 259,6	2 288,0	34 973,4	29 692,5	3 178,7	3 114,2	3 198,6	2 891,7	2 757,4
Machinery and equipment (mining, industrial and agricultural)	4 826,5	4 936,9	4 899,1	57 914,5	58 942,0	4 880,9	4 545,5	4 714,4	4 730,0	4 969,2
Miscellaneous										

The former TBVC states are included.