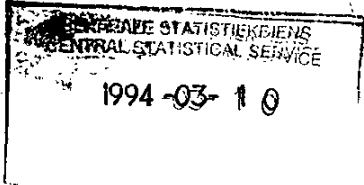


3




REPUBLIEK VAN SUID-AFRIKA  
REPUBLIC OF SOUTH AFRICA

# Groothanderverkope

Desember 1993

# Wholesale trade sales

December 1993



SENTRALE  
STATISTIEKDIENS  
CENTRAL  
STATISTICAL SERVICE

Statistiese vrystelling      P6141.2  
Statistical release

Om 'n suksesvolle statistiese stelsel in die RSA te bedryf, is die samewerking tussen die Sentrale Statistiekdiens en die inwoners van die RSA, die private sektor en die owerheidsinstellings onontbeerlik. Sonder hierdie volgehoue samewerking en welwillendheid sal die tydige beskikbaarstelling van relevante en betroubare amptelike statistieke nie moontlik wees nie.

Co-operation between the Central Statistical Service and the residents of the RSA, the private sector and the government institutions is essential for a successful statistical system in the RSA. Without this continued co-operation and goodwill, the timely release of relevant and reliable official statistics will not be possible.

**Embargo:** 13:00  
**Datum/Date:** 10 Maart/March 1994

Uitgegee deur die Sentrale Statistiekdiens  
Private Sak X44  
PRETORIA  
0001

Published by the Central Statistical Service  
Private Bag X44  
PRETORIA  
0001

Hierdie publikasie of enige gedeelte daarvan mag sonder voorafgoedkeuring gereproduceer word, gestoor word vir ontsluitingsdoeleindes, of versend word in enige formaat deur gebruikmaking van enige middel, mits die SSD as bron vermeld word.

This publication or any part thereof may be reproduced, stored in a retrieval system, or transmitted in any form or by any means without prior permission, provided that the CSS is acknowledged as the source.

*SSD-biblioteek Katalogisering-in-Publikasie (KIP) Data*  
*CSS Library Cataloguing-in-Publication (CIP) Data*

Groothandelverkope / Sentrale Statistiekdiens = Wholesale trade sales / Central Statistical Service. - 1993 - Pretoria: Central Statistical Service, 1994 - p. ; 30cm. (Statistiese vrystelling = Statistical release; P6141.2)

Series formerly available as: Statistiese nuusberig = Statistical news release; P6141.2 and P13.3  
Monthly

1. Wholesale trade. I. South Africa. Central Statistical Service. II. Suid-Afrika. Sentrale Statistiekdiens. III. Title. IV. Series.

'n Volledige stel SSD-publikasies is beskikbaar by die SSD-biblioteek en die volgende biblioteke:

Staatsbiblioteek, Pretoria  
Parlementsbiblioteek, Kaapstad  
Suid-Afrikaanse Biblioteek, Kaapstad  
Bloemfontein Openbare Biblioteek  
Natal Society Library, Pietermaritzburg  
Johannesburg Openbare Biblioteek

A complete set of CSS Publications is available at the CSS Library and the following libraries:

State Library, Pretoria  
Library of Parliament, Cape Town  
South African Library, Cape Town  
Bloemfontein Public Library  
Natal Society Library, Pietermaritzburg  
Johannesburg Public Library

**REËLE GROOTHANDELVERKOPPE TOON STEEDS 'N STY-  
GENDE TENDENS**

Die totale reële groothandelverkope (diamante uitgesluit) vir die laaste drie maande van 1993 toon na seisoenaanpassing 'n styging van 2,6% vergeleke met die vorige drie maande. Stygings het voorgekom by ses van die nege soorte groothandelaars.

Die totale waarde van groothandelverkope (diamante uitgesluit) vir die jaar 1993 bedra R150 023,2 miljoen, wat 9,1% hoër is as vir 1992.

Die groothandelverkope (diamante uitgesluit) vir Desember 1993 (R12 995,7 miljoen) is 0,2% laer as die verwagte verkope vir Desember 1993 (R13 017,6 miljoen), soos deur die groothandelaars in die vooruitsig gestel. Die verwagte groothandelverkope (diamante uitgesluit) vir Januarie 1994 bedra R11 726,0 miljoen (soos gepubliseer in statistiese vrystelling P6141.1 van 23 Februarie 1994) en toon na seisoenaanpassing 'n daling van 2,5% vergeleke met die finale gegewens vir Desember 1993.

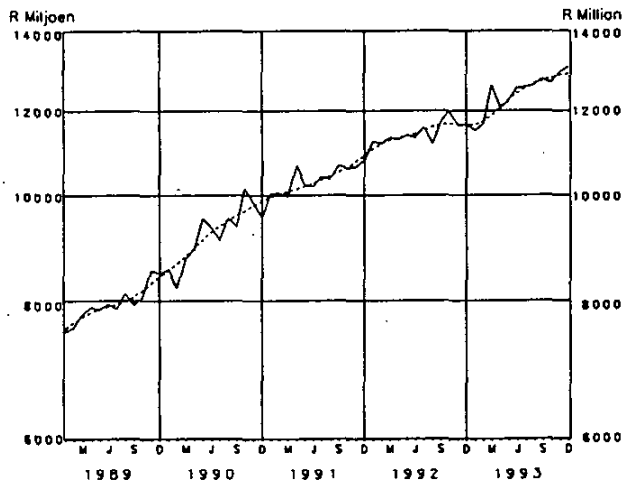
**REAL WHOLESALE TRADE SALES STILL SHOW AN UPWARD  
TREND**

The total real wholesale trade sales (excluding diamonds) for the last three months of 1993 reflect an increase of 2,6% compared with the previous three months after seasonal adjustment. Increases occurred in respect of six of the nine types of wholesalers.

The total value of wholesale trade sales (excluding diamonds) for the year 1993 amounts to R150 023,2 million, which is 9,1% higher than for 1992.

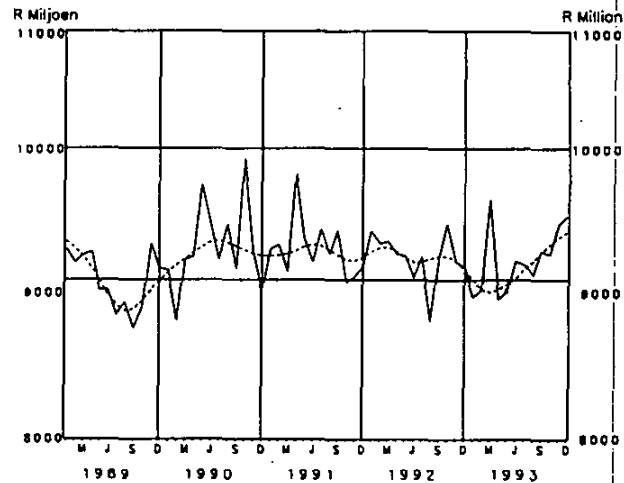
The wholesale trade sales (excluding diamonds) for December 1993 (R12 995,7 million) is 0,2% lower than the expected sales for December 1993 (R13 017,6 million), as foreseen by the wholesalers. The expected wholesale trade sales (excluding diamonds) for January 1994 amount to R11 726,0 million (as published in statistical release P6141.1 of 23 February 1994) and reflect a decrease of 2,5% compared with the final data for December 1993 after seasonal adjustment.

**GROOTHANDELVERKOPPE  
UITGESONDERD DIAMANTE  
HEERSENDE PRYSE / CURRENT PRICES**



Skool: Semi-logaritmiës Scale: Semi-logarithmic  
Tendenssiklus ----- Trend cycle  
Seisoensoonangepas ----- Seasonally adjusted

**WHOLESALE TRADE SALES  
EXCLUDING DIAMONDS  
KONSTANTE 1990-PRYSE / CONSTANT 1990 PRICES**



Skool: Semi-logaritmiës Scale: Semi-logarithmic  
Tendenssiklus ----- Trend cycle  
Seisoensoonangepas ----- Seasonally adjusted

<b>NAVRAE:</b>		<b>ENQUIRIES:</b>	
PRETORIA Tel. (012) 310-8911 Private Sak X44, Pretoria, 0001 Faks: 310-8500 310-8501		PRETORIA Tel. (012) 310-8911 Private Bag X44, Pretoria, 0001 Fax: 310-8500 310-8501	
BLOEMFONTEIN (051) 477767	KEMPTON PARK (011) 3943420/1	NELSPRUIT (01311) 52455/6	
DURBAN (031) 3053904	KIMBERLEY (0531) 33965	PIETERSBURG (01521) 71609	
KAAPSTAD/CAPE TOWN (021) 4612098	KLERKSDORP (018) 4624008	PORT ELIZABETH (041) 523801/2	

Tydperk - Period	Verkope - (Diamante uitgesluit) Sales - (Excluding diamonds)		Persentasieverandering van verkope Percentage change of sales	
	Teen heer- sende pryse At current prices	Teen konstan- te 1990-pryse At constant 1990 prices	Teen heer- sende pryse At current prices	Teen konstan- te 1990-pryse At constant 1990 prices
	R. Milj./Mill.			
<b>Werklike waardes/Actual values</b>				
Okt./Oct. 1993 - Des./Dec. 1993	40 753,1	28 990,5	+10,4	+1,4
Okt./Oct. 1992 - Des./Dec. 1992	36 909,6	28 587,6		
<b>Seisoensaangepaste waardes/ Seasonally adjusted values</b>				
Okt./Oct. 1993 - Des./Dec. 1993	38 938,5	28 033,5	+2,1	+2,6
Jul. 1993 - Sep. 1993	38 138,5	27 332,1		

pp   
 HOOF: SENTRALE STATISTIEKDIENST  
 HEAD: CENTRAL STATISTICAL SERVICE

## OPMERKINGS

Hierdie statistiese vrystelling toon finale ramings van die groothandelverkope. Die opname word op 'n firmabasis gedoen. Die resultate van die steekproefopname word verhef om die totale groothandelverkope te verteenwoordig. Beide die werklike en seisoensaangepaste waardes van groothandelverkope volgens soort besigheid teen heersende sowel as konstante 1990-pryse word getoon. Die waarde van verkope teen konstante 1990-pryse ten opsigte van elke soort besigheid is verkry deur die verkoopwaarde teen heersende pryse met behulp van sub-indekse van die produksieprysindeks op basis 1990 = 100 te defleer.

Groothandelverkope teen heersende pryse sluit BTW in.

'n Voorlopige raming van totale groothandelverkope word in statistiese vrystelling P6141.1 gepubliseer.

## NOTES

This statistical release shows final estimates of the wholesale trade sales. The survey is conducted on a firm basis. The results of the sample survey are raised to represent the total wholesale trade sales. Both actual and seasonally adjusted values of wholesale trade sales according to kind of business at current as well as constant 1990 prices are shown. The value of sales at constant 1990 prices in respect of each kind of business is obtained by deflating the sales value at current prices by means of sub-indices of the production price index on base 1990 = 100.

Wholesale trade sales at current prices include VAT.

A preliminary estimate of total wholesale trade sales is published in statistical release P6141.1.

**GROOTHANDELVERKOPE VOLGENS SOORT BESIGHEID  
 TABEL 1.1 - TEEN HEERSENDE PRYSE**

R M11J./M111.

**WHOLESALE TRADE SALES BY KIND OF BUSINESS  
 TABLE 1.1 - AT CURRENT PRICES**

Soort besigheid Kind of business	Werklike waardes - Actual values				Seisoensaangepaste waardes - Seasonally adjusted values				
	Des./ Dec. 1993	Nov. 1993	Des./ Dec. 1992	Jan. - 1993	Des./ Dec. 1993	Nov. 1993	Okt./ Oct. 1993	Sep. 1993	Des./ Dec. 1992
Totaal/Total	13 325,0	14 769,1	11 652,3	153 855,1	140 821,5				
Diamante ingesluit Including diamonds	12 995,7	14 401,2	11 486,8	150 023,2	137 546,6	13 176,1	13 029,0	12 733,4	11 641,8
Excluding diamonds	3 426,4	2 880,5	3 075,2	32 631,1	30 075,5	2 868,9	2 816,7	2 753,1	2 575,6
Voedsel, drank en tabak Foodstuffs, beverages and tobacco	740,0	768,0	467,8	6 391,4	4 544,6	683,6	632,5	604,3	433,8
Lewende hawe en land- bouprodukte Livestock and produce	264,9	369,5	262,2	3 844,7	3 543,0	345,3	337,2	361,1	341,4
Tekstiele, kleraste en skoeisel Textiles, clothing and footwear	387,6	473,2	386,1	4 465,3	3 972,4	377,1	344,9	347,8	374,7
Meubels en huishou- delike benodigdhede Furniture and house- hold requisites	539,4	644,0	414,1	6 992,8	5 808,2	590,1	613,3	622,5	450,9
Kantoor- en winkeluit- rusting, boeke en skryfbehoeftes Office and shop equip- ment, books and stationery	329,3	367,9	165,5	3 831,9	3 275,0				
Diamante, juweliers- en silwerware Diamonds, jewellery and silverware	1 210,6	1 371,6	1 127,6	14 163,4	13 236,4	1 276,0	1 247,6	1 205,2	1 189,0
Farmaseutiese en che- miese produkte Pharmaceutical and chemical products	1 050,6	1 571,4	980,9	15 884,3	15 006,7	1 377,0	1 380,6	1 372,5	1 284,1
Konstruksie- en bouma- teriale Construction and buil- ding materials	1 721,1	2 099,0	1 494,7	22 061,9	22 556,2	1 968,6	1 929,9	1 766,2	1 699,9
Masjinerie en vitrus- ting (myn, nywerheid en landbou) Machinery and equip- ment (mining, indus- trial and agricul- tural)	3 655,1	4 224,0	3 278,3	43 588,4	38 803,6	3 770,1	3 770,9	3 482,8	3 370,0
Diverse/Miscellaneous									

\* Hersien

\* Revised

GROOTHANDELVERKOPE VOLGENS SOORT BESIGHEID  
 TABEL 1.2 - TEEN KONSTANTE 1990-PRYSE

WHOLESALE TRADE SALES BY KIND OF BUSINESS  
 TABLE 1.2 - AT CONSTANT 1990 PRICE

R M11J./M111.

Soort besigheid Kind of business	Werklike waardes - Actual values			Seisoensaangepaste waardes - Seasonally adjusted values			
	Des./ Dec. 1993	Nov. 1993	Jan. - Dec. 1993	Des./ Dec. 1993	Nov. 1993	Okt./ Oct. 1993	Des./ Dec. 1992
Totaal/Total	9 586,0	10 704,6	8 977,1	113 769,2	112 594,2		
Diamante ingesluit Including diamonds	9 195,0	10 266,0	8 839,1	109 719,6	109 872,8		9 086,7
Diamante uitgesluit Excluding diamonds	2 320,0	1 970,5	2 234,9	22 887,3	22 950,9		1 902,5
Voedsel, drank en tabak Foodstuffs, beverages and tobacco	485,5	513,3	335,2	4 418,5	3 411,0		410,6
Lewende hawe en land- bouprodukte	192,1	269,8	204,7	2 859,2	2 831,9		267,7
Livestock and produce							
Tekstiele, kleraste en skoeisel							
Textiles, clothing and footwear							
Meubels en huishou- delike benodigdhede	263,0	321,1	285,9	3 100,3	3 022,9		279,2
Furniture and house- hold requisites							
Kantoor- en winkelluit- rusting, boeke en skryfbehoeftes	360,3	430,1	301,9	4 786,6	4 377,7		330,6
Office and shop equip- ment, books and stationery							
Diamante, juweliers- en silwerware	391,0	438,6	138,0	4 049,6	2 721,4		
Diamonds, jewellery and silverware							
Farmaseutiese en che- miese produkte	857,3	971,3	859,4	10 241,4	10 343,1		900,2
Pharmaceutical and chemical products							
Konstruksie- en bouma- teriale	748,3	1 119,5	760,1	11 585,1	11 859,6		986,5
Construction and buil- ding materials							
Masjinerie en uitrus- ting (myn, nywerheid en landbou)	1 279,6	1 560,9	1 198,4	16 753,1	18 554,9		1 364,1
Machinery and equip- ment (mining, indus- trial and agricul- tural)							
Diverse/Miscellaneous	2 689,0	3 109,5	2 658,6	33 088,1	32 520,9		2 768,5

\* Herstien

\* Revised