



LIBRARY COPY



REPUBLIEK VAN SUID-AFRIKA
REPUBLIC OF SOUTH AFRICA



SENTRALE
STATISTIEKDIENS
CENTRAL
STATISTICAL SERVICE

**STATISTICAL NEWS RELEASE
STATISTIESE NUUSBERIG**

P6141.2

**WHOLESALE TRADE SALES
DECEMBER 1992**

**GROOTHANDELVERKOPE
DESEMBER 1992**

15 MARCH/MAART 1993

OPSOMMING

Die totale groothandelverkope (uitgesonderd diamante) vir Desember 1992 (R11 646,0 miljoen) is 2,0% laër as die verwagte verkope (R11 878,4 miljoen) vir Desember 1992 soos deur die groot-handelaars in die vooruitsig gestel. Die verwagte groothandelverkope (uitgesonderd diamante) vir Januarie 1993 bedra R10 815,3 miljoen (soos gepubliseer in Statisties Nuisberig P6141.1 van 23 Februarie 1993 en toon 'n daling van 1,4% vergeleke met die finale gegewens vir Desember 1992 na seisoensaanspassing.

Die totale groothandelverkope (uitgesonderd diamante) vir Desember 1992 toon 'n styging van 0,6% vergeleke met November 1992 na seisoensaanspassing. Die relatief grootste slygings in verkope het voorgekom by groot-handelaars in teks-tiele, klerasie en skoel (11,1%) en groot-handelaars in meubels en huishoudelike benodig-hede (+10,7%). Dalings in verkope het voorgekom by groot-handelaars in masjinerie en uitrusting (-9,5%) en groot-handelaars in kantoor- en winkel-uitrusting (-8,2%).

Die totale groothandelverkope (uitgesonderd diamante) vir die jaar 1992 toon 'n styging van 10,4% vergeleke met die jaar 1991. Dit verteenwoordig 'n daling van 0,6% in reële terme.

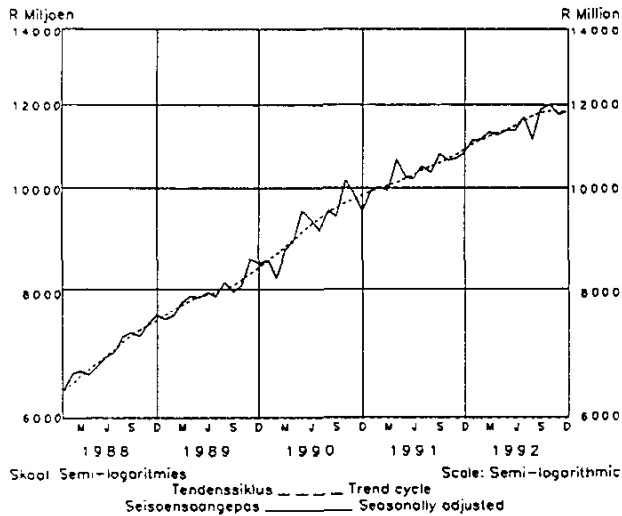
SUMMARY

The total wholesale trade sales (excluding diamonds) for December 1992 (R11 646,0 million) are 2,0% lower than the expected sales (R11 878,4 million) for December 1992 as foreseen by the wholesalers. The expected wholesale trade sales (excluding diamonds) for January 1993 amount to R10 815,3 million (as published in Statistical News Release P6141.1 of 23 February 1993) and show a decrease of 1,4% compared with the final data for December 1992 after seasonal adjustment.

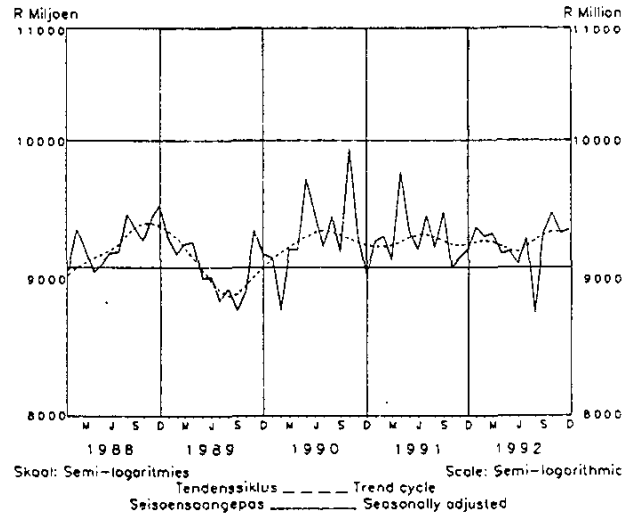
The total wholesale trade sales (excluding diamonds) for December 1992 reflect an increase of 0,6% compared with November 1992 after seasonal adjustment. The relatively largest increases in sales occurred at wholesalers in textiles, clothing and footwear (+11,1%) and wholesalers in furniture and household requisites (+10,7%). Decreases in sales occurred at wholesalers in machinery and equipment (-9,5%) and wholesalers in office and shop equipment, books and stationery (-8,2%).

The total wholesale trade sales (excluding diamonds) for the year 1992 reflect an increase of 10,4% compared with the year 1991. This represents a decrease of 0,6% in real terms.

GROOTHANDELVERKOPPE
UITGESONDERD DIAMANTE
HEERSENDE PRYSE / CURRENT PRICES



WHOLESALE TRADE SALES
EXCLUDING DIAMONDS
KONSTANTE 1990-PRYSE / CONSTANT 1990 PRICES



NAVRAE:

PRETORIA Tel. (012) 310-8911
Private Sak X44, Pretoria, 0001
Faks: 3108500 3108501

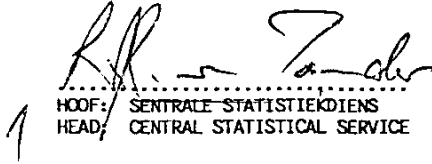
BLOEMFONTEIN (051) 477767
DURBAN (031) 3053904
KAAPSTAD/CAPE TOWN (021) 4512098

ENQUIRIES:

PRETORIA Tel. (012) 310-8911
Private Bag X44, Pretoria, 0001
Fax: 3108500 3108501

KEMPTON PARK (011) 3943420/1
NELSPRUIT (01311) 52455/6
DURBAN (0531) 33965
PIETERSBURG (01521) 71609
PORT ELIZABETH (041) 523801/2

Tydperk - Period	Verkope - (Uitgesonderd diamante) Sales - (Excluding diamonds)		Persentasieverandering van verkope Percentage change of sales	
	Teen heer- sende pryse At current prices	Teen konstan- te 1990-pryse At constant 1990 prices	Teen heer- sende pryse At current prices	Teen konstan- te 1990-pryse At constant 1990 prices
	R. Milj./Mill.			
Werklike waardes/Actual values				
Okt./Oct. 1992 - Des./Dec. 1992	37 174,4	28 802,4	+10,7	+2,8
Okt./Oct. 1991 - Des./Dec. 1991	33 580,6	28 029,7		
Seisoensaangepaste waardes/ Seasonally adjusted values				
Okt./Oct. 1992 - Des./Dec. 1992	35 569,5	27 963,7	+2,6	+3,1
Jul. 1992 - Sep. 1992	34 656,9	27 118,3		


HOOF: SENTRALE STATISTIEKDIENS
HEAD: CENTRAL STATISTICAL SERVICE

OPMERKINGS

Hierdie statistiese nuusberig toon finale ramings van die groothandelverkope. Die opname word op 'n firmabasis gedoen. Die resultate van die steekproefopname word verhef om die totale groothandelverkope te verteenwoordig. Beide die werklike en seisoensaangepaste waardes van groothandelverkope volgens soort besigheid teen heersende sowel as konstante 1990-pryse word getoon. Die waarde van verkope teen konstante 1990-pryse ten opsigte van elke soort besigheid is verkry deur die verkoopwaarde teen heersende pryse met behulp van sub-inekse van die Produksieprysindeks op basis 1990 = 100 te defleer.

Groothandelverkope sluit BTW in.

'n Voorlopige raming van totale groothandelverkope word in Statistiese Nuusberig P6141.1 gepubliseer.

NOTES

This statistical news release shows final estimates of the wholesale trade sales. The survey is conducted on a firm basis. The results of the sample survey is raised to represent the total wholesale trade sales. Both actual and seasonally adjusted values of wholesale trade sales according to kind of business at current as well as constant 1990 prices are shown. The value of sales at constant 1990 prices in respect of each kind of business is obtained by deflating the sales value at current prices by means of sub-indices of the Production Price Index on base 1990 = 100.

Wholesale trade sales include VAT.

A preliminary estimate of total wholesale trade sales is published in Statistical News Release P6141.1.

GROOTHANDELVERKOPE VOLGENS SOORT BESIGHEID
TABEL 1.1 - TEEN HEERSENDE PRYSE

WHOLESALE TRADE SALES BY KIND OF BUSINESS
TABLE 1.1 - AT CURRENT PRICES

Soort besigheid Kind of business	R Milj./Mill.				Seisoensaangepaste waardes - Seasonally adjusted values				
	Werklike waardes - Actual values		Des./Dec.		Des./Dec.		Des./Dec.		
	Nov. 1992	Des. 1991	Jan. 1992	Des./Dec. 1991	Nov. 1992	Oct. 1992	Sep. 1992	Des. 1991	
Totaal/Total	11 811,5	13 100,1	10 785,7	141 066,5	128 266,1				
Ingesluit diamante Including diamonds	11 646,0	12 986,3	10 655,7	137 791,5	124 855,1				
Uitgesonderd diamante Excluding diamonds	3 075,2	2 573,0	2 957,5	30 055,6	25 358,9				
Voedsel, drank en tabak Foodstuffs, beverages	467,8	536,2	344,9	4 544,6	3 826,2				
Lewende hawe en land- bouprodukte	262,2	339,8	205,4	3 543,0	3 204,0				
Livestock and produce	386,1	485,3	299,7	3 972,4	3 653,5				
Tekstiele, klerasie en skoeisel	414,1	525,4	457,9	5 808,2	5 554,5				
Textiles, clothing and footwear	165,5	113,8	130,0	3 275,0	3 411,0				
Meubels en huishou- delike benodigdhede	1 127,6	1 223,5	913,2	13 236,4	11 408,2				
Furniture and house- hold requisites	980,9	1 421,3	895,5	15 006,7	13 396,8				
Kantoor- en winkeluit- rusting, boeke en skryfbehoeftes	1 494,7	2 014,2	1 661,4	22 556,2	21 110,4				
Office and shop equip- ment, books and stationery	3 437,5	3 867,5	2 920,3	39 068,3	37 342,6				
Diamante, juweliers- en silwerware	1 199,7	1 117,4	1 148,7	1 111,0	1 172,9				
Diamonds, Jewellery and silverware	1 287,6	1 249,2	1 284,8	1 256,9	1 172,9				
Farmaseutiese en che- miese produkte	1 693,0	1 870,9	1 755,6	1 988,5	1 867,3				
Pharmaceutical and chemical products	3 492,7	3 410,2	3 238,9	3 305,5	2 969,3				
Konstruksie- en bouma- teriaal	1 199,7	1 117,4	1 148,7	1 111,0	1 172,9				
Construction and buil- ding materials	1 494,7	2 014,2	1 661,4	22 556,2	21 110,4				
Masjinerie en uitrus- ting (myn, nywerheid en landbou)	1 494,7	2 014,2	1 661,4	22 556,2	21 110,4				
Machinery and equip- ment (mining, indus- trial and agricul- tural)	3 437,5	3 867,5	2 920,3	39 068,3	37 342,6				
Diverse/Miscellaneous	3 437,5	3 867,5	2 920,3	39 068,3	37 342,6				

