

Bibliotek



DIE BIBLIOTEK / THE LIBRARY
SENTRALE STATISTIEKDIENS
CENTRAL STATISTICAL SERVICE REPUBLIC OF SOUTH AFRICA
PRIVATE SAK / PRIVATE BAG X 44
0001 PRETORIA

Wholesale trade sales August 1996



Statistical release P6141.2

Co-operation between the Central Statistical Service and the residents of the RSA, the private sector and the government institutions is essential for a successful statistical system in the RSA. Without this continued co-operation and goodwill, the timely release of relevant and reliable official statistics will not be possible.

Embargo: 08:00
Date: 30 October 1996

The CSS publishes approximately five hundred different releases per year. In the light of expenditure restraints in government, it is no longer economically viable to produce them in more than one of the eleven official languages in South Africa. Since the releases are also extensively used by the international economic and social-scientific communities, from 1996 CSS releases will be published in English.

Published by the
Central Statistical Service
Private Bag X44
PRETORIA
0001
Tel. (012) 310-8911

The CSS has copyright on this information. You are, however, free to apply it as you wish provided that you acknowledge the CSS as the source of the basic data wherever you process, apply, utilise, publish or distribute the data; and also that you specify that the relevant application and analyses (where applicable) result from your own processing of the data.

CSS Library Cataloguing-in-Publication (CIP) Data

Wholesale trade sales /Central Statistical Service. -
1996-
Pretoria: Central Statistical Service, 1996-
p. : 30 cm. (Statistical release; P6141.2)
Series formerly available as: Statistiese nuus-
berig = Statistical news release; P6141.2 and P13.3
and Statistiese vrystelling = Statistical release;
P6141.2
Title continues in English only
Monthly
1. Wholesale trade. I. South Africa. Central
Statistical Service. II. Series.
(LCSH 16)

A complete set of CSS publications is available at the **CSS Library** and the following libraries:

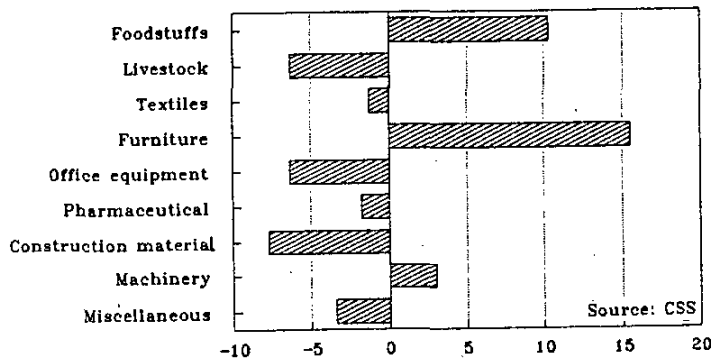
State Library, Pretoria
Library of Parliament, Cape Town
South African Library, Cape Town
Bloemfontein Public Library
Natal Society Library, Pietermaritzburg
Johannesburg Public Library

SEASONALLY ADJUSTED REAL WHOLESALE TRADE SALES DECREASE FOR AUGUST 1996

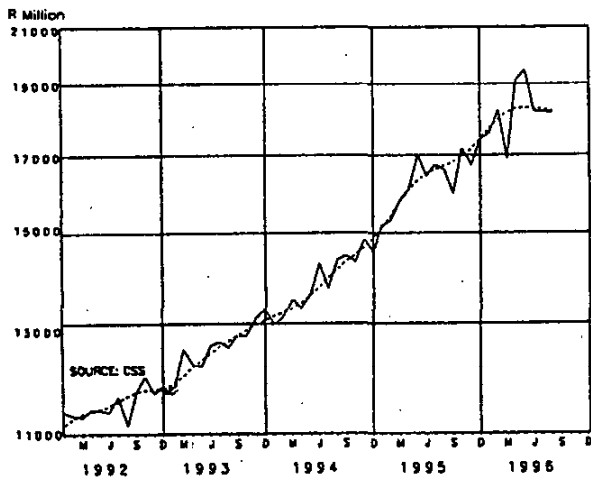
The seasonally adjusted real wholesale trade sales (excluding diamonds) for August 1996 show a decrease of 1,0% compared with July 1996.

The seasonally adjusted real sales of dealers in construction and building materials for August 1996 are 7,7% lower than for July 1996. Those for dealers in livestock and farm produce and dealers in office and shop equipment, books and stationery are both 6,3% lower. The sales of dealers in miscellaneous goods, which have the largest market share, show a decrease of 3,4%. Opposed to this, both dealers in furniture and household requisites, and in foodstuffs, beverages and tobacco show substantial increases (+15,5% and +10,3% respectively) in their real sales, after relatively low sales for July 1996.

**REAL WHOLESALE TRADE SALES
BY TYPE OF BUSINESS**
Seasonally adjusted—Aug.1995 v. Jul.1995



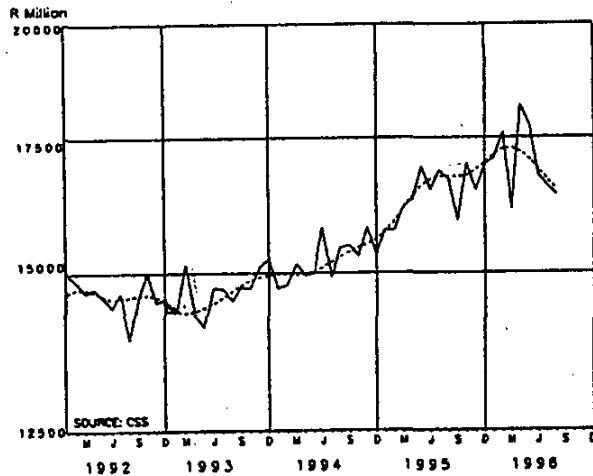
WHOLESALE TRADE SALES (EXCLUDING DIAMONDS)
CURRENT PRICES



Scale: Semi-logarithmic

Trend cycle -----
Seasonally adjusted _____

WHOLESALE TRADE SALES (EXCLUDING DIAMONDS)
CONSTANT JUNE 1995 PRICES



Scale: Semi-logarithmic

ENQUIRIES:

Tel. (012) 310-8095/310-8040
(012) 310-8351/310-8390
(012) 310-8424 (technical enquiries)
Private Bag X44, Pretoria, 0001
Fax: 310-8500 310-8501
E-mail: madeh@CSS.PWV.GOV.ZA
Internet: <http://www.css.gov.za>

BLOEMFONTEIN (051) 447-7767
DURBAN (031) 305-3904
CAPE TOWN (021) 23-1040
BISHO (0401) 99-2457

KEMPTON PARK (011) 394-3420/1
KIMBERLEY (0531) 33965
KLERKSDORP (018) 462-4008
UMTATA (0471) 305-2038

NELSPRUIT (013) 753-2455/6
PIETERSBURG (0152) 295-7521
PORT ELIZABETH (041) 52-3801/2

Period	Sales (Excluding diamonds) R million		Percentage change of sales	
	At current prices	At constant Jun. '95 prices	At current prices	At constant Jun. '95 prices
Actual values				
Jun. 1996 - Aug. 1996	55 417,4	50 090,8	+9,8	-0,8
Jun. 1995 - Aug. 1995	50 449,3	50 470,8		
Seasonally adjusted values				
Jun. 1996 - Aug. 1996	54 626,4	49 667,7	-1,6	-4,5
Mar. 1996 - May 1996	55 516,3	52 025,5		


 PP
 Dr F M Orkin
 Head: Central Statistical Service

NOTES

This statistical release shows final estimates of the wholesale trade sales in the Republic of South Africa (the former TBVC states are included). The survey is conducted on a firm basis. The results of the sample survey are raised to represent the total wholesale trade sales. Both actual and seasonally adjusted values of wholesale trade sales according to type of business at current as well as constant June 1995 prices are shown. The value of sales at constant June 1995 prices in respect of each type of business is obtained by deflating the sales value at current prices by means of sub-indices of the production price index on base June 1995=100.

Wholesale trade sales at current prices include VAT.

In order to improve timeliness, some information for the current month may have been estimated due to late response. These estimates will be revised as soon as better information is available.

Symbols used

* = revised
 - = not applicable

1. WHOLESALE TRADE SALES BY TYPE OF BUSINESS
1.1 AT CURRENT PRICES

R Million

Type of business	Actual values						Seasonally adjusted values					
	1996		1995		Jan. - Aug. 1995		1996		1996		1996	
	Aug.	Jul.	Aug.	Aug.	1996	1995	Aug.	Jul.	Jun.	May	Aug.	1995
Total	18 946,5	18 852,6	17 285,4*	146 232,5	129 267,6		18 189,2	18 201,1	18 236,0	19 488,8	16 583,8	
Including diamonds	18 678,9	18 342,7	17 019,5*	142 531,3	126 204,0							
Excluding diamonds	3 598,7	3 335,6	3 286,2	27 904,3	24 935,3		3 713,4	3 321,0	3 333,4	3 701,8	3 384,2	
Foodstuffs, beverages and tobacco	1 003,8	977,5	735,9	7 486,7	5 820,2		1 047,5	1 084,9	1 015,1	1 024,8	767,9	
Livestock and farm produce	408,1	375,5	419,5	3 089,2	3 040,7		399,1	401,9	408,5	407,8	412,5	
Textiles, clothing and footwear	434,6	379,0	400,6	3 131,0	2 950,5		442,3	380,6	413,9	493,2	407,1	
Furniture and household requisites	902,0	951,6	864,3	7 676,9	6 603,6		918,3	971,7	964,7	1 147,5	880,9	
Office and shop equipment, books and stationery	267,6	509,9	266,0	3 667,7	3 063,6		-	-	-	-	-	
Diamonds, jewellery and silverware	1 672,2	1 602,1	1 653,7*	13 022,4	12 349,6		1 621,3	1 638,6	1 633,6	1 721,7	1 603,0	
Pharmaceutical and chemical products	1 828,7	1 847,0	1 961,0	13 952,5	13 624,2		1 659,0	1 754,9	1 718,1	1 963,0	1 785,0	
Construction and building materials	3 149,0	3 014,7	2 641,9	23 605,0	19 206,2		3 029,3	2 923,9	3 116,9	3 313,5	2 557,6	
Machinery and equipment (mining, industrial and agricultural)	5 681,5	5 859,7	5 056,4	42 549,7	37 673,8		5 512,3	5 653,3	5 655,8	5 521,7	4 906,3	
Miscellaneous												

The former YHVC states are included.

1. WHOLESALE TRADE SALES BY TYPE OF BUSINESS
1.2 AT CONSTANT JUNE 1995 PRICES

R Million

Type of business	Actual values					Seasonally adjusted values				
	Aug. 1996	Jul. 1996	Aug. 1995	Jan. - Aug. 1995	Aug. 1995	Aug. 1996	Jul. 1996	Jun. 1996	May 1996	Aug. 1995
Total	16 987,9	17 091,1	17 275,6*	136 630,7	130 976,0	16 381,3	16 551,8	16 734,6	17 737,5	16 675,6
Including diamonds	16 717,5	16 576,0	17 014,9*	132 946,8	127 899,7					
Excluding diamonds	3 198,3	3 008,1	3 261,7	25 822,1	24 855,7	3 311,6	3 003,1	3 085,4	3 449,7	3 371,1
Foodstuffs, beverages and tobacco	927,1	941,7	740,6	7 266,4	5 820,8	979,8	1 046,1	977,7	1 015,3	782,9
Livestock and farm produce	383,3	353,0	415,1	2 951,9	3 076,9	374,3	379,1	387,7	389,6	407,5
Textiles, clothing and footwear	404,8	356,3	397,7	2 986,7	2 985,8	412,6	357,3	389,2	464,9	404,5
Furniture and household requisites	822,6	872,5	852,9	7 165,4	6 717,8	838,3	894,4	888,0	1 057,5	869,3
Office and shop equipment, books and stationery	270,3	515,1	260,7	3 683,9	3 076,3	-	-	-	-	-
Diamonds, jewellery and silverware	1 555,0	1 490,3	1 639,3*	12 401,1	12 563,6	1 511,4	1 539,8	1 551,7	1 645,5	1 593,3
Pharmaceutical and chemical products	1 674,6	1 719,6	1 945,8	13 174,9	13 808,3	1 513,8	1 640,8	1 615,5	1 844,2	1 765,7
Construction and building materials	2 939,7	2 843,8	2 638,2	22 618,5	19 456,7	2 840,0	2 758,5	2 959,2	3 160,7	2 564,4
Machinery and equipment (mining, industrial and agricultural)	4 812,0	4 990,8	5 123,5	38 559,8	38 614,1	4 693,0	4 857,6	4 866,5	4 889,8	4 994,1
Miscellaneous										

The former TBVC states are included.