

Bibliotek



DIE BIBLIOTEEK/THE LIBRARY
SENTRALE STATISTIEKDIENS
CENTRAL STATISTICAL SERVICE
PRIVATE SAK/PRIVATE BAG X 44
0001 PRETORIA

REPUBLIC OF SOUTH AFRICA

**Wholesale trade sales
April 1996**



Statistical release P6141.2

Co-operation between the Central Statistical Service and the residents of the RSA, the private sector and the government institutions is essential for a successful statistical system in the RSA. Without this continued co-operation and goodwill, the timely release of relevant and reliable official statistics will not be possible.

The CSS publishes approximately five hundred different releases per year. In the light of expenditure restraints in government, it is no longer economically viable to produce them in more than one of the eleven official languages in South Africa. Since the releases are also extensively used by the international economic and social-scientific communities, from 1996 CSS releases will be published in English.

**Embargo: 09:30
Date: 27 June 1996**

Published by the
Central Statistical Service
Private Bag X44
PRETORIA
0001
Tel. (012) 310-8911

The CSS has copyright on this information. You are, however, free to apply it as you wish provided that you acknowledge the CSS as the source of the basic data wherever you process, apply, utilise, publish or distribute the data; and also that you specify that the relevant application and analyses (where applicable) result from your own processing of the data.

CSS Library Cataloguing-in-Publication (CIP) Data

Wholesale trade sales /Central Statistical Service. -
1996-
Pretoria: Central Statistical Service, 1996-
p. : 30 cm. (Statistical release; P6141.2)
Series formerly available as: Statistiese nuus-
berig = Statistical news release; P6141.2 and P13.3
and Statistiese vrystelling = Statistical release;
P6141.2
Title continues in English only
Monthly
1. Wholesale trade. I. South Africa. Central
Statistical Service. II. Series.
(LCSH 16)

A complete set of CSS publications is available at the **CSS Library** and the following libraries:

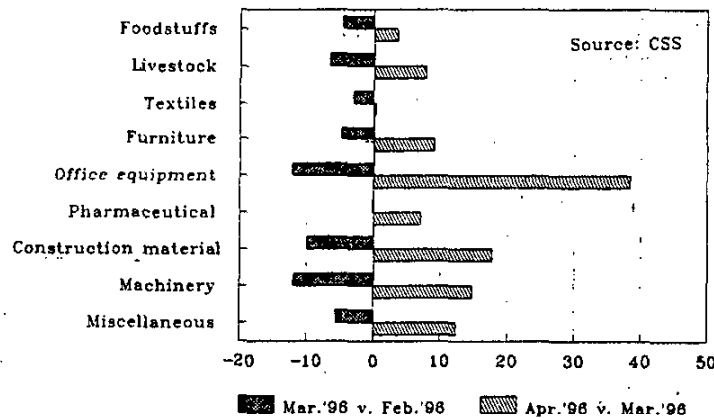
State Library, Pretoria
Library of Parliament, Cape Town
South African Library, Cape Town
Bloemfontein Public Library
Natal Society Library, Pietermaritzburg
Johannesburg Public Library

SEASONALLY ADJUSTED WHOLESALE TRADE SALES INCREASE AFTER LOW SALES IN MARCH 1996

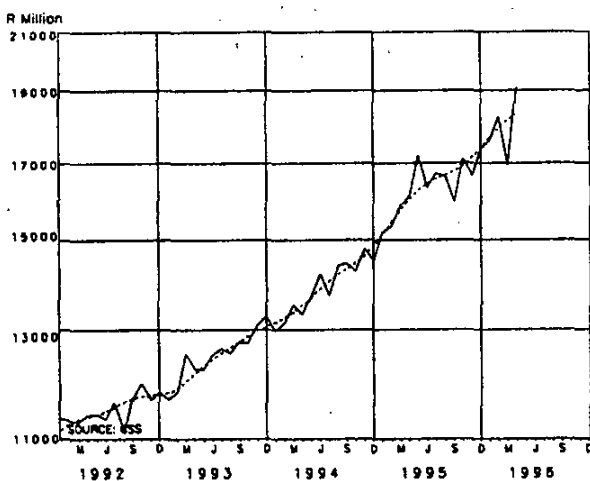
The wholesale trade sales (excluding diamonds) for April 1996 amount to R17 705,5 million, which is 13,3% higher after seasonal adjustment than the relatively low sales for March 1996. The seasonally adjusted sales for the three months up to April 1996 show an increase of 5,4% compared with the preceding three months.

All nine types of businesses show increases in their seasonally adjusted sales for April 1996 compared with March 1996. The sales of wholesalers in office and shop equipment, books and stationery for April 1996 amount to R1 022,7 million, which after seasonal adjustment, is 38,5% higher than for March 1996. Due to the low seasonally adjusted sales for this type of business, for March 1996, the seasonally adjusted sales for the three months up to April 1996 is only 1,7% higher than for the preceding three months. Wholesalers in miscellaneous goods, which have the largest market share, reflect an increase of 12,5% in their seasonally adjusted sales for April 1996 compared with March 1996. The smallest increase (+0,3%) occurred in respect of wholesalers in textiles, clothing and footwear.

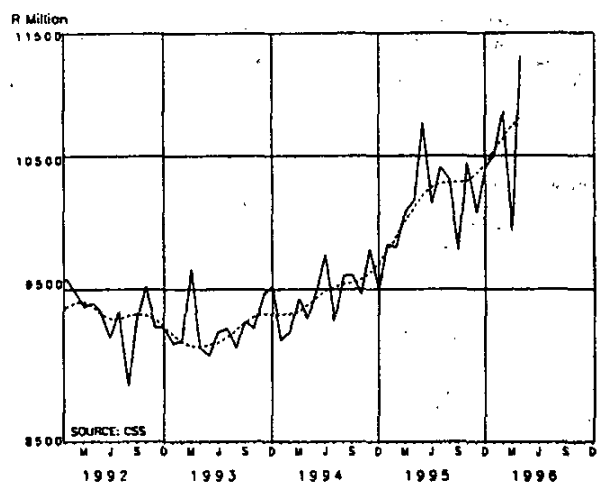
WHOLESALE TRADE SALES BY TYPE OF BUSINESS % change in seasonally adjusted sales



WHOLESALE TRADE SALES (EXCLUDING DIAMONDS)
CURRENT PRICES



WHOLESALE TRADE SALES (EXCLUDING DIAMONDS)
CONSTANT 1990 PRICES



ENQUIRIES:

Tel. (012) 310-8095/310-8040
 (012) 310-8351/310-8390
 (012) 310-8021 (technical enquiries)
 Private Bag X44, Pretoria, 0001
 Fax: 310-8500 310-8501

BLOEMFONTEIN (051) 447-7767	KEMPTON PARK (011) 394-3420/1	NELSPRUIT (013) 753-2455/6
DURBAN (031) 305-3904	KIMBERLEY (0531) 33965	PIETERSBURG (0152) 295-7521
CAPE TOWN (021) 23-1040	KLERKSDORP (018) 462-4008	PORT ELIZABETH (041) 52-3801/2
BISHO (0401) 99-2457	UMTATA (0471) 305-2038	

Period	Sales (Excluding diamonds) R million		Percentage change of sales	
	At current prices	At constant 1990 prices	At current prices	At constant 1990 prices
Actual values				
Feb. 1996 - Apr. 1996	52 697,0	31 096,9	+14,8	+6,5
Feb. 1995 - Apr. 1995	45 887,7	29 204,4		
Seasonally adjusted values				
Feb. 1996 - Apr. 1996	54 383,9	32 058,4	+5,4	+3,6
Nov. 1995 - Jan. 1996	51 578,4	30 938,6		

pp *HD van der Stoep*
 Dr F M Orkin
 Head: Central Statistical Service

NOTES

This statistical release shows final estimates of the wholesale trade sales in the Republic of South Africa (the former TBVC states are included). The survey is conducted on a firm basis. The results of the sample survey are raised to represent the total wholesale trade sales. Both actual and seasonally adjusted values of wholesale trade sales according to type of business at current as well as constant 1990 prices are shown. The value of sales at constant 1990 prices in respect of each type of business is obtained by deflating the sales value at current prices by means of sub-indices of the production price index on base 1990=100.

Wholesale trade sales at current prices include VAT.

Symbols used

- * = revised
- = not applicable

1. WHOLESALE TRADE SALES BY TYPE OF BUSINESS
1.1 AT CURRENT PRICES

R Million

Type of business	Actual values					Seasonally adjusted values				
	1996		1995		Jan. - Apr. 1995	1996		1995		Apr. 1995
	Apr.	Mar.	Apr.	Mar.		Apr.	Mar.	Apr.	Mar.	
Total	18 353,5	17 834,5*	15 166,5*	70 389,1	61 092,4	19 174,8	16 928,8	18 280,3	17 588,9	16 089,8
Including diamonds	17 705,5	17 425,1*	14 885,8*	68 271,9	59 364,6					
Excluding diamonds	3 647,7	3 718,3	3 083,2	14 147,0	11 753,0	3 795,7	3 667,2	3 846,3	3 576,9	3 216,2
Foodstuffs, beverages and tobacco										
Livestock and farm produce	843,0	877,0	624,6	3 635,5	2 771,9	1 020,0	946,6	1 013,5	949,0	748,7
Textiles, clothing and footwear	377,0	428,6	378,2	1 440,2	1 450,9	405,3	403,9	416,6	426,4	403,7
Furniture and household requisites	407,4	401,1	351,6	1 450,9	1 329,9	462,4	423,8	445,0	406,6	395,7
Office and shop equipment, books and stationery	1 022,7	985,6	714,3	3 774,2	3 150,3	1 138,0	821,9	936,1	940,1	793,3
Diamonds, jewellery and silverware	648,0	409,4	280,7	2 117,1	1 727,8					
Pharmaceutical and chemical products	1 659,9	1 636,0	1 448,1*	6 361,2	5 857,5	1 741,2	1 625,7	1 628,5	1 627,0	1 523,8
Construction and building materials	1 705,4	1 712,5	1 534,1	6 660,7	6 243,7	1 907,6	1 619,0	1 797,7	1 833,5	1 709,4
Machinery and equipment (mining, industrial and agricultural)	2 706,5	2 808,5*	2 137,3	11 001,3	9 070,8	2 985,1	2 597,8	2 948,6	2 718,3	2 346,3
Miscellaneous	5 336,0	4 857,3	4 614,4	19 800,9	17 736,5	5 510,5	4 898,3	5 187,0	4 937,0	4 769,0

The former TBVC states are included.

1. WHOLESALE TRADE SALES BY TYPE OF BUSINESS
1.2 AT CONSTANT 1990 PRICES

R Million

Type of business	Actual values				Seasonally adjusted values					
	1996		1995		1996		1995			
	Apr.	Mar.	Apr.	Jan.	Apr.	Mar.	Feb.	Jan.		
Total	10 973,9	10 631,3*	9 616,4*	42 281,1	39 573,8	11 295,2	9 923,2	10 840,0	10 489,0	10 144,5
Including diamonds	10 395,7	10 265,9*	9 354,1*	40 395,1	37 948,9					
Excluding diamonds	1 843,3	1 895,9	1 727,7	7 242,7	6 647,8	1 934,1	1 866,0	1 989,0	1 863,8	1 815,8
Foodstuffs, beverages and tobacco	437,9	459,1	354,8	1 911,0	1 598,9	519,0	466,0	533,4	502,9	416,4
Livestock and farm produce	230,4	263,3	244,2	886,5	951,5	248,7	249,2	254,9	263,5	261,9
Textiles, clothing and footwear	238,0	235,5	217,0	853,3	830,2	270,0	246,9	261,5	239,7	244,2
Furniture and household requisites	580,0	562,0	426,8	2 156,8	1 922,7	653,2	472,8	536,1	543,4	479,4
Office and shop equipment, books and stationery	578,2	365,3	262,4	1 885,9	1 624,8					
Diamonds, jewellery and silverware	963,7	956,0	885,5*	3 727,8	3 699,2	1 020,5	945,2	957,6	965,8	940,4
Pharmaceutical and chemical products	1 016,3	1 026,3	972,6	4 001,9	4 011,3	1 144,6	971,5	1 085,5	1 103,8	1 090,9
Construction and building materials	1 665,3	1 738,8*	1 407,6	6 831,7	6 042,3	1 844,6	1 602,3	1 844,2	1 695,2	1 551,2
Machinery and equipment (mining, industrial and agricultural)	3 420,7	3 129,0	3 117,8	12 783,4	12 245,3	3 567,0	3 131,9	3 348,7	3 204,2	3 252,9
Miscellaneous										

The former TBVC states are included.