


Bibliotek

P6141.2



REPUBLIEK VAN SUID-AFRIKA  
REPUBLIC OF SOUTH AFRICA



# SENTRALE STATISTIEKDIENS CENTRAL STATISTICAL SERVICE

## STATISTIESE NUUSBERIG

## STATISTICAL NEWS RELEASE

P6141.2

Steynsarkade  
Steyn's Arcade  
Schoemanstraat 274  
274 Schoeman Street  
Privaatsak X44  
Private Bag  
PRETORIA  
0001  
Tel.: 325-2400 (012)  
(m.i.v./w.e.f. 1988: 322-8622)  
Teleks: 320450, 320523  
Telex: 3224 18, 320173  
Fax: 267150  
(m.i.v./w.e.f. 1988: 3226325)



### STREEKKANTORE REGIONAL OFFICES

DURBAN  
Tel.: 305-3904  
KAAPSTAD  
CAPE TOWN  
Tel.: 4612098  
4616940 (021)  
PORT ELIZABETH  
Tel.: 52-3801/2 (041)  
NELSPRUIT  
Tel.: 5-2455/6 (01311)  
KIMBERLEY  
Tel.: 3-3965/6 (0531)  
KEMPTON PARK  
Tel.: 394-3420/1 (011)  
PIETERSBURG  
Tel.: 7-1609 (01521)

GROOTHANDELVERKOPE: APRIL 1988

WHOLESALE TRADE SALES: APRIL 1988

5 JULIE/JULY 1988

OPSOMMING

Die totale waarde van groothandelverkope (uitgesonderd diamante) vir April 1988 (R6 122,1 miljoen) toon 'n toename van 16,6% vergeleke met April 1987 en 'n seisoensaangepaste afname van 0,3% vergeleke met Maart 1988. Die soorte besighede wat die relatief grootste seisoensaangepaste afnames toon vir April 1988 vergeleke met Maart 1988, is groothandelaars in lewende hawe en produkte (-6,3%); klerasie, skoel en tekstiele (-4,4%); kantoor- en winkeluitrusting, boeke en skryfbehoeftes (-3,0%) en farmaseutiese en chemiese produkte (-9,0%), terwyl die enigste betekenisvolle toename voorkom by groothandelaars in voedsel, drank en tabak (+4,6%).

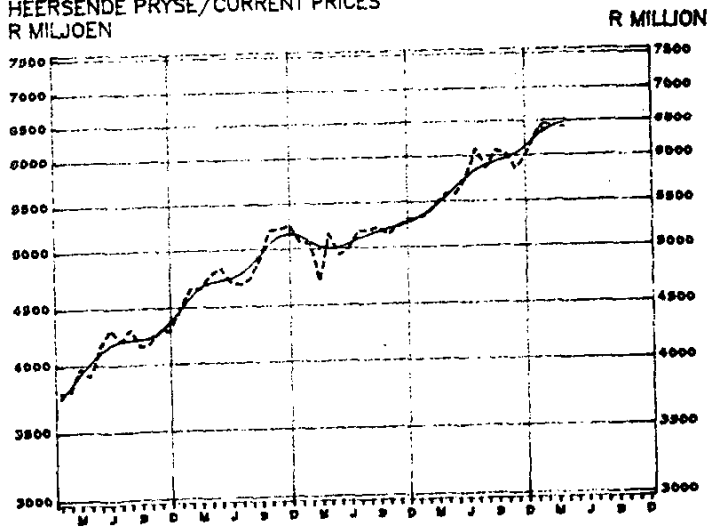
Totale reële groothandelverkope (uitgesonderd diamante) vir April 1988 toon 'n toename van 3,8% vergeleke met April 1987 en 'n seisoensaangepaste afname van 2,3% vergeleke met Maart 1988.

SUMMARY

The total value of wholesale trade sales (excluding diamonds) for April 1988 (R6 122,1 million) shows an increase of 16,6% compared with April 1987 and a seasonally adjusted decrease of 0,3% compared with March 1988. The type of businesses that reflect the relatively largest seasonally adjusted decreases for April 1988 compared with March 1988, are wholesalers in livestock and produce (-6,3%); clothing, footwear and textiles (-4,4%); office and shop equipment, books and stationery (-3,0%) and pharmaceutical and chemical products (-9,0%), whereas the only significant increase occurs at wholesalers in foodstuffs, beverages and tobacco (+4,6%).

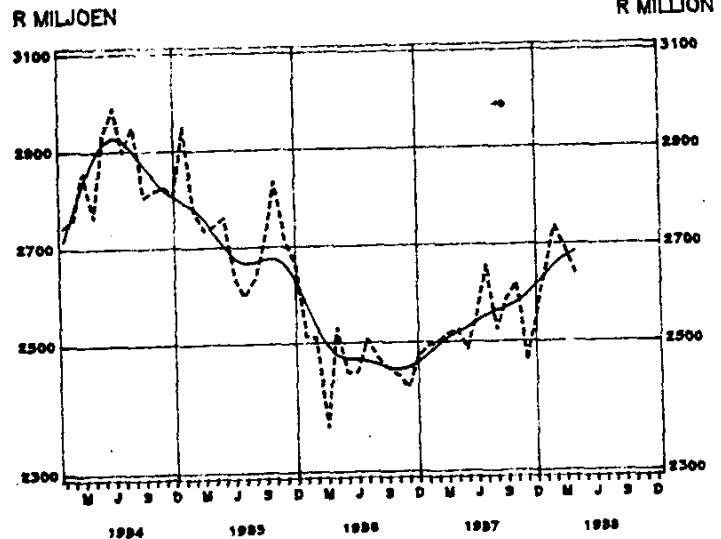
Total real wholesale trade sales (excluding diamonds) for April 1988 show an increase of 3,8% compared with April 1987 and a seasonally adjusted decrease of 2,3% compared with March 1988.

GROOTHANDELVERKOPE  
(UITGESONDERD DIAMANTE)  
HEERSENDE PRYSE/CURRENT PRICES  
R MILJOEN



Scale: Semi-logarithmic  
Trend cycle \_\_\_\_\_ Tendenssiklus  
Seasonally adjusted - - - - - Seisoensaangepas

WHOLESALE TRADE SALES  
(EXCLUDING DIAMONDS)  
KONSTANTE 1980-PRYSE/CONSTANT 1980 PRICES  
R MILLION



Scale: Semi-logarithmic  
Trend cycle \_\_\_\_\_ Tendenssiklus  
Seasonally adjusted - - - - - Seisoensaangepas

| Tydperk - Period  | Verkope -<br>(Uitgesonderd diamante)<br>Sales -<br>(Excluding diamonds) |  | Persentasieverandering<br>van verkope teen -<br>Percentage change of<br>sales at - |                                    |
|---|---|--|--|------------------------------------|
|   | Teen heersende pryse<br>At current prices                               | Teen konstante pryse<br>At constant prices | Heersende pryse<br>Current prices  | Konstante pryse<br>Constant prices |
|   | R. Milj./Mill.  |  |  |                                    |
| <b>Werklike waardes/Actual values</b>                             |   |  |  |                                    |
| Febr./Feb. 1988 - Apr. 1988                                       | 19 089,8  | 7 794,4                                    | + 19,0   | + 6,2                              |
| Febr./Feb. 1987 - Apr. 1987                                       | 16 041,4  | 7 339,3                                    |  |                                    |
| <b>Seisoensaangepaste waardes/<br/>Seasonally adjusted values</b> |   |  |  |                                    |
| Febr./Feb. 1988 - Apr. 1988                                       | 19 432,4  | 8 043,2                                    | + 7,0  | + 5,0                              |
| Nov. 1987 - Jan. 1988   | 18 153,2  | 7 661,6                                    |  |                                    |

*R. J. van Tonder*  
 HOOP: SENTRALE STATISTIEKDIENS  
 HEAD: CENTRAL STATISTICAL SERVICE

## OPMERKINGE

Hierdie Statistiese Nuisberig toon finale ramings van die groothandelverkope. Beide die werklike en seisoensaangepaste waardes van groothandelverkope volgens soort besighede teen heersende sowel as konstante 1980-pryse word getoon. Die waarde van verkope teen konstante 1980-pryse ten opsigte van elke soort besigheid is verkry deur die verkoopwaarde teen heersende pryse met behulp van die produksieprysindekse op basis 1980 = 100 te defleer.

'n Voorlopige raming van totale groothandelverkope word in Statistiese Nuisberig P6141.1 gepubliseer.

## NOTES

This Statistical News Release shows final estimates of the wholesale trade sales. Both actual and seasonally adjusted values of wholesale trade sales according to kind of business at current as well as constant 1980 prices are shown. The value of sales at constant 1980 prices in respect of each kind of business is obtained by deflating the sales value at current prices by means of the production price indices on base 1980 = 100.

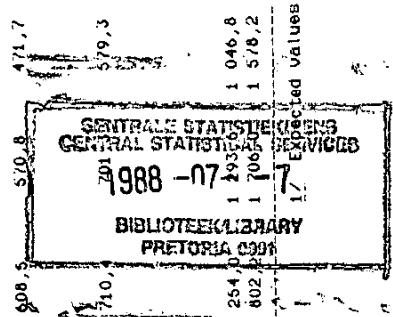
A preliminary estimate of total wholesale trade sales is published in Statistical News Release P6141.1.

WHOLESALE TRADE SALES BY KIND OF BUSINESS  
TABLE 1.1 - AT CURRENT PRICES

GROOTHANDELVERKOPE VOLGENS SOORT BESIGHEID  
TABEL 1.1 - TEEN HEERSENDE PRYSE

R Milj./mill.

| Soort besigheid<br>Kind of business   | Werklike waardes - Actual values |         |          |         | Seisoenaangepaste waardes - Seasonally adjusted values |          |         |          |         |         |         |
|---|----------------------------------|---------|----------|---------|--|----------|---------|----------|---------|---------|---------|
|   | 1988                             |         | 1987     |         | 1988   |          | 1987    |          |         |         |         |
|   | April                            | Maart   | April    | Maart   | April  | Maart    | April   | Maart    |         |         |         |
| Totaal/Total  | 6 402,5                          | 6 157,6 | 6 819,9* | 5 385,2 | 25 462,1   | 21 632,0 | 6 559,2 | 6 479,4* | 6 495,0 | 6 256,3 | 5 537,5 |
| Ingesluit diamante<br>Including diamonds  | 6 369,0                          | 6 122,1 | 6 589,5* | 5 249,6 | 24 764,3   | 20 871,3 | 1 214,3 | 1 246,8  | 1 194,3 | 1 218,3 | 1 180,6 |
| Uitgesonderd diamante<br>Excluding diamonds   | 1 220,4                          | 1 183,2 | 1 235,6  | 1 119,7 | 4 618,4  | 4 198,6  | 236,0   | 234,6    | 250,3   | 255,9   | 202,7   |
| Voedsel, drank en tabak<br>Foodstuffs, beverages<br>and tobacco   | 234,8                            | 220,8   | 274,6    | 190,8   | 959,8  | 810,7    | 160,0   | 152,0    | 159,0   | 176,0   | 133,5   |
| Lewende heuse en produkte<br>Livestock and produce  | 153,1                            | 136,2   | 158,5    | 120,2   | 549,4  | 435,0    | 231,0   | 232,0    | 237,7   | 212,4   | 178,8   |
| Kleresale, skoelale en<br>tekstiele<br>Clothing, footwear and<br>textiles   | 221,5                            | 208,6   | 210,4    | 160,8   | 718,9  | 558,6    | 272,3   | 302,7    | 312,1   | 298,3   | 246,4   |
| Meubels en huishoudelike<br>benodighede<br>Furniture and household<br>requisites  | 263,3                            | 266,1   | 320,5    | 193,0   | 1 102,7  | 843,6    | 617,4   | 567,6    | 623,8   | 508,5   | 471,7   |
| Kantoor- en winkeluit-<br>rusting, boeke en<br>skryfbehoeftes<br>Office and shop equip-<br>ment, books and<br>stationery            | 33,5                             | 35,5    | 230,3    | 135,6   | 697,8  | 760,7    | 729,2   | 721,0    | 718,1*  | 710,4   | 579,3   |
| Diamante, juweliers- en<br>silwerware<br>Diamonds, jewellery and<br>silverware  | 603,2                            | 530,7   | 625,7    | 441,0   | 2 258,0  | 1 781,1  | 908,5   | 908,5    | 908,5   | 908,5   | 471,7   |
| Farmeseutiese en chemie-<br>se produkte<br>Pharmaceutical and che-<br>mical products  | 724,8                            | 687,1   | 771,9*   | 550,9   | 2 809,5  | 2 237,1  | 1 207,8 | 1 245,2  | 1 245,2 | 1 254,0 | 1 046,8 |
| Konstruksiale en boumate-<br>riale<br>Construction and build-<br>ing materials  | 1 182,4                          | 1 144,4 | 1 260,1  | 961,2   | 4 785,9  | 3 856,6  | 1 844,9 | 1 825,4  | 1 825,5 | 1 802,7 | 1 578,2 |
| Masjinerie en ultrusting:<br>Myn-, nywerheids- en<br>landbou-<br>Machinery and equipment:<br>Mining, industrial and<br>agricultural | 1 765,6                          | 1 745,1 | 1 732,3  | 1 511,9 | 6 961,6  | 6 150,0  | 1 844,9 | 1 825,4  | 1 825,5 | 1 802,7 | 1 578,2 |
| Diverse/Miscellaneous   | 1 765,6                          | 1 745,1 | 1 732,3  | 1 511,9 | 6 961,6  | 6 150,0  | 1 844,9 | 1 825,4  | 1 825,5 | 1 802,7 | 1 578,2 |



17 Verrepte waardes

GROOTHANDELVERKOPE VOLGENS SOORT BESIGHEID  
TABLE 1.2 - TEEN KONSTANTE 1900-PRYSE

WHOLESALE TRADE SALES BY KIND OF BUSINESS  
TABLE 1.2 - AT CONSTANT 1900 PRICES

R milj./bill.

| Soort besigheid<br>Kind of business  | Werklike waardes - Actual values |                |                |                |                | Seisoensaangepaste waardes - Seasonally adjusted values |      |              |               |                |                |
|--|----------------------------------|----------------|----------------|----------------|----------------|---|------|--------------|---------------|----------------|----------------|
|  | 1988                             |                | 1987           |                | 1988           |   | 1987 |              | 1987          |                |                |
|  | Mei<br>May                       | April<br>April | Maart<br>March | Jan. -<br>Jan. | April<br>April | 1988  | 1987 | Jan.<br>Jan. | Febr.<br>Feb. | Maart<br>March | April<br>April |
| <b>Totaal/total</b>  |                                  |                |                |                |                |   |      |              |               |                |                |
| Ingesluit diamante<br>Including diamonds   | 2 609,9                          | 2 505,0        | 2 846,1*       | 2 489,1        | 10 666,1       | 10 150,7  |      |              |               |                |                |
| Uitgesonderd diamante<br>Excluding diamonds  | 2 586,4                          | 2 480,1        | 2 684,2*       | 2 388,5        | 10 166,8       | 9 586,9   |      |              |               |                |                |
| Voedsel, drank en tabak<br>Foodstuffs, beverages<br>and tobacco  | 457,2                            | 440,9          | 473,8          | 481,4          | 1 769,1        | 1 823,2   |      |              |               | 457,7          | 473,0          |
| Leuende huise en produkte<br>Livestock and produce   | 88,3                             | 82,6           | 107,4          | 83,5           | 376,4          | 363,8   |      |              |               | 97,4           | 85,6           |
| Kleriese, skoeliese en<br>tekseliese<br>Clothing, footwear and<br>textiles   | 60,6                             | 53,6           | 62,7           | 53,6           | 221,7          | 198,2   |      |              |               | 64,0           | 64,3           |
| Meubels en huishoudelike<br>benodigdhede<br>Furniture and household<br>requisites  | 81,9                             | 76,7           | 79,7           | 66,7           | 271,0          | 238,0   |      |              |               | 88,6           | 73,3           |
| Kantoor- en winkeluit-<br>rusting, boeke en<br>skryfbesoefies<br>Office and shop equip-<br>ment, books and station-<br>ery         | 98,4                             | 99,0           | 124,5          | 82,2           | 424,1          | 371,6   |      |              |               | 120,2          | 97,7           |
| Diamante, juweliers- en<br>silwerware<br>Diamonds, jewellery and<br>silverware   | 23,5                             | 24,9           | 161,9          | 100,6          | 499,3          | 563,7   |      |              |               |                |                |
| Faraseutiese en chemie-<br>se produkte<br>Pharmaceutical and che-<br>mical products  | 218,4                            | 191,1          | 232,6          | 183,5          | 834,3          | 760,6   |      |              |               | 231,4          | 216,2          |
| Konstruksiale en boumate-<br>riale<br>Construction and build-<br>ing materials   | 246,0                            | 231,9          | 262,1*         | 214,9          | 988,9          | 885,6   |      |              |               | 244,5*         | 244,4          |
| Masjinerie en uitrusting:<br>Lyn-, nywerheids- en<br>landbou-<br>Masinery and equipment:<br>Mining, industrial and<br>agricultural | 442,1                            | 425,6          | 469,6          | 392,3          | 1 798,0        | 1 576,3   |      |              |               | 469,1          | 499,7          |
| Oliewerse/Alcelianeous   | 893,5                            | 878,5          | 872,0          | 830,4          | 3 513,3        | 3 370,8   |      |              |               | 915,0          | 883,4          |

1/ Verreagte waardes  
1/ Expected values