

Biblioteek

P3041.2



REPUBLIEK VAN SUID-AFRIKA
REPUBLIC OF SOUTH AFRICA

1989-01-31

SENTRALE STATISTIEKDIENS CENTRAL STATISTICAL SERVICE

Steynsarkade
Steyn's Arcade
Schoemanstraat 274
274 Schoeman Street
Privaatsak X44
Private Bag
PRETORIA
0001
Tel.: 3108-911 (012)
Teleks: 320450, 320523
Telex: 322418, 320173
Fax: 3226325 (012)

STATISTIESE NUUSBERIG

STATISTICAL NEWS RELEASE

P3041.2



STREEKKANTORE REGIONAL OFFICES

DURBAN
Tel.: 305-3904
KAAPSTAD
CAPE TOWN
Tel.: 461-2098
461-6940 (021)
PORT ELIZABETH
Tel.: 52-3801/2 (041)
NELSPRUIT
Tel.: 5-2455/6 (01311)
KIMBERLEY
Tel.: 3-3965/6 (0531)
KEMPTON PARK
Tel.: 394-3420/1 (011)
PIETERSBURG
Tel.: 7-1609 (01521)
KLERKSDORP
Tel.: 24008
24324 (018)
BLOEMFONTEIN
Tel.: 477766/7 (051)

30-8389

PRODUKSIE EN VERKOPE - FABRIEKSEWESE:
OKTOBER 1988

PRODUCTION AND SALES - MANUFACTURING:
OCTOBER 1988

30 JANUARIE/JANUARY 1989

OPSOMMING

SUMMARY

Die fisiese volume van fabrieksproduksie vir Oktober 1988 toon 'n afname van 0,7% vergeleke met September 1988 na seisoenaanpassing. Die nywerhede wat die grootste afnames getoon het was die tekstielstowwe- (-13,1%), meubel- (hout) (-14,0%), basiese nie-ystermetaal- (-21,0%), metaalprodukte- (-11,0%) en masjinerie en uitrusting- (-10,1%) nywerhede. Hierdie afnames is teengewerk deur toenames in die nywerheidschemikalieë- (+7,6%), ander chemiese produkte- (+8,0%), ander nie-metaalhoudende mineraalprodukte- (+8,2%), elektriese masjinerie- (+7,3%) en vervoeruitrusting- (+21,8%) nywerhede.

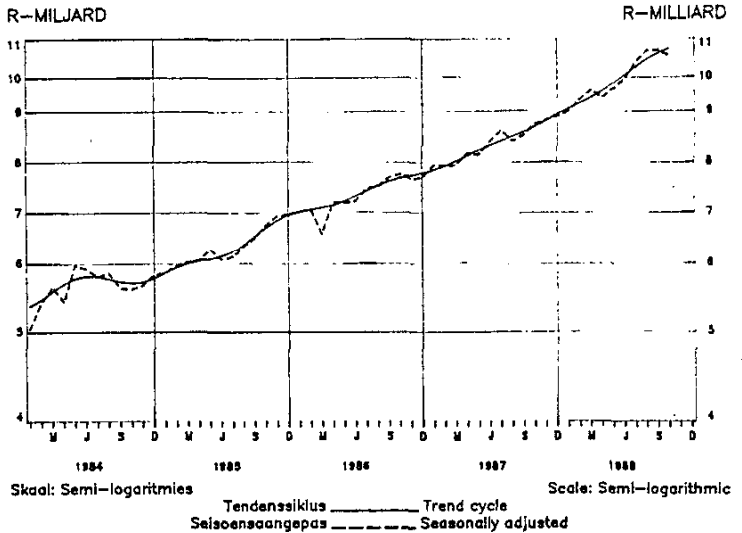
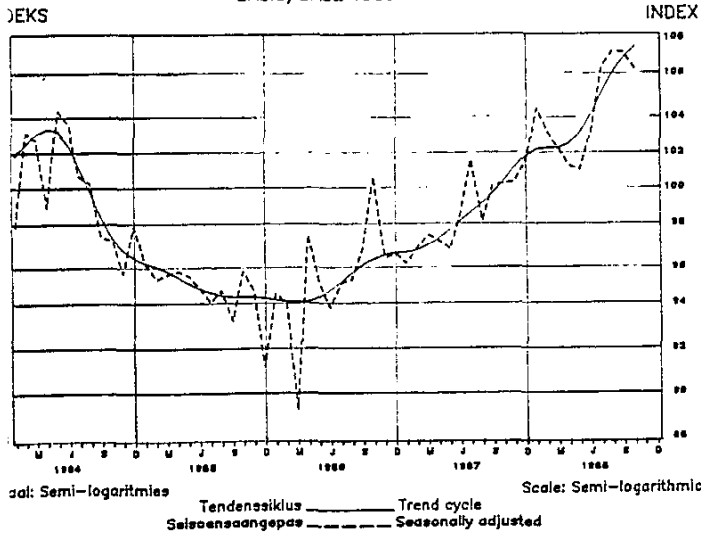
The physical volume of manufacturing production for October 1988 shows a decrease of 0,7% compared with September 1988 after seasonal adjustment. The industries which recorded the largest decreases were textiles (-13,1%), furniture (wood) (-14,0%), non-ferrous metal basic industries (-21,0%), metal products (-11,0%) and machinery and equipment (-10,1%). These decreases were counteracted by increases in the industrial chemical (+7,6%), other chemical products (+8,0%), other non-metallic mineral products (+8,2%), electrical machinery (+7,3%) and transport equipment (+21,8%) industries.

Die waarde van verkope vir Oktober 1988 toon 'n afname van 1,5% vergeleke met September 1988 na seisoenaanpassing. Die grootste afnames is aangeteken by die voedsel- (-10,2%), drank- (-11,2%), klerasie- (-10,3%), hout en houtprodukte- (-10,0%), glas en glasprodukte- (-15,4%) en basiese nie-ystermetaal- (-15,3%) nywerhede. Hierteenoor het relatief groot toenames voorgekom by die drukwerk en uitgewery- (+5,7%), elektriese masjinerie- (+14,9%), vervoeruitrusting- (+5,7%) en professionele en wetenskaplike uitrusting- (+7,9%) nywerhede.

The value of sales for October 1988 shows a decrease of 1,5% compared with September 1988 after seasonal adjustment. The largest decreases were recorded by the food (-10,2%), beverage (-11,2%), wearing apparel (-10,3%), wood and wood product (-10,0%), glass and glass products (-15,4%) and non-ferrous metal basic (-15,3%) industries. In contrast to this, relatively large increases occurred in the printing and publishing (+5,7%), electrical machinery (+14,9%), transport equipment (+5,7%) and professional and scientific equipment (+7,9%) industries.

PHYSICAL VOLUME OF PRODUCTION
BASIS/BASE 1980=100

WAARDE VAN VERKOPE
VALUE OF SALES



R.P. van Zinder

HOOP: SENTRALE STATISTIEKDIENS
HEAD: CENTRAL STATISTICAL SERVICE

OPSOMMING - TOTAAL FABRIEKSWESE

SUMMARY - TOTAL MANUFACTURING

| Tydperk Period | Produksie- indekse Production indices | Verkope Sales | Persentasieverandering van: Percentage change of: | |
|---------------------------------------------------|------------------------------------------------|------------------|---------------------------------------------------------|------------------|
| | | | Produksie- indekse Production indices | Verkope Sales |
| | 1980 = 100 | R milj./mill. | | |
| Werklik - Actual | | | | |
| Aug. 1988 - Okt./Oct. 1988 | 114,0 | 33 822,8 | + 7,5 | + 24,8 |
| Aug. 1987 - Okt./Oct. 1987 | 106,0 | 27 109,2 | | |
| Seisoensaangepas - Seasonally adjusted | | | | |
| Aug. 1988 - Okt./Oct. 1988 | 107,0 | 32 127,5 | + 3,4 | + 6,8 |
| Mei/May 1988 - Jul. 1988 | 103,5 | 30 083,4 | | |

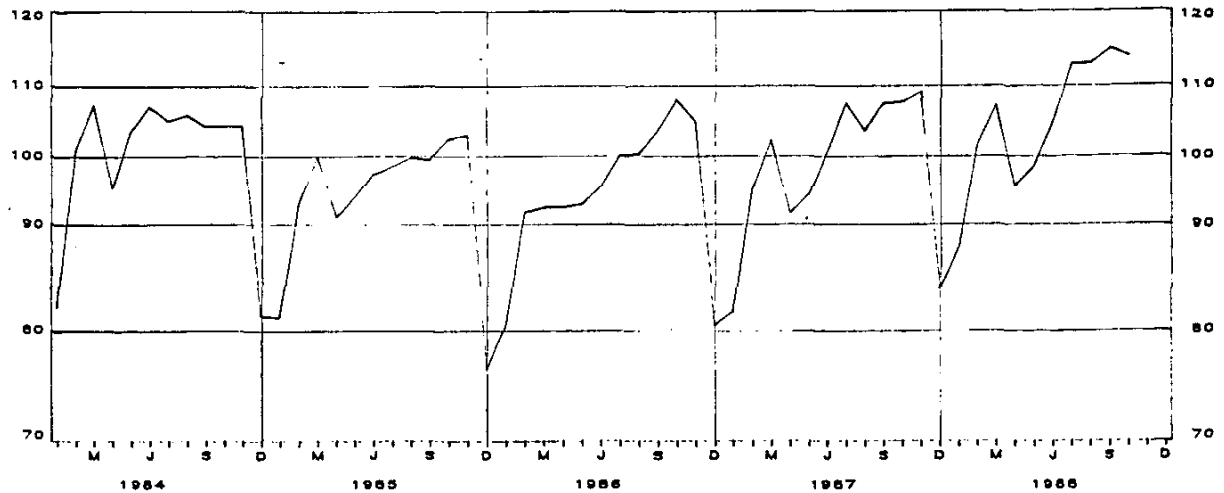
TABEL 1 - INDEKSE VAN DIE FISIESE VOLUME VAN
FABRIEKSPRODUKSIE - TOTAAL
HISTORIESE TABELTABLE 1 - INDICES OF THE PHYSICAL VOLUME
OF MANUFACTURING PRODUCTION - TOTAL
HISTORICAL TABLE

BASIS 1980 = 100 BASE

| Maand Month | 1982 | 1983 | 1984 | 1985 | 1986 | 1987 | 1988 |
|----------------------------------------------------------|-------|-------|-------|-------|-------|--------|--------|
| WERKLIKE INDEKSE - ACTUAL INDICES | | | | | | | |
| J | 90,2 | 78,6 | 82,1 | 80,8 | 80,0 | 81,6 | 88,6 |
| F | 104,4 | 93,2 | 100,9 | 93,8 | 92,8 | 95,7 | 101,6* |
| M | 110,6 | 99,6 | 107,0 | 100,0 | 93,4 | 102,2 | 107,0* |
| A | 104,3 | 92,6 | 95,9 | 92,2 | 93,4 | 92,6 | 96,2 |
| M | 102,8 | 94,5 | 103,4 | 94,6 | 93,8 | 94,9 | 98,7 |
| J | 108,0 | 100,0 | 106,8 | 97,7 | 96,1 | 100,4 | 104,4 |
| J | 110,9 | 100,2 | 104,8 | 98,7 | 100,2 | 107,3 | 112,9 |
| A | 107,6 | 103,6 | 105,6 | 99,9 | 100,4 | 103,4 | 113,0 |
| S | 108,4 | 106,3 | 104,1 | 99,6 | 103,5 | 107,2 | 115,0* |
| O | 105,5 | 105,2 | 104,1 | 102,4 | 107,8 | 107,5* | 114,0 |
| N | 106,5 | 110,9 | 104,0 | 102,9 | 104,7 | 108,8 | |
| D | 77,8 | 82,7 | 81,0 | 75,7 | 79,6 | 83,9 | |
| Jaar Year | 103,1 | 97,3 | 100,0 | 94,9 | 95,5 | 98,8 | |
| SEISOENSAANGEPASTE INDEKSE - SEASONALLY ADJUSTED INDICES | | | | | | | |
| J | 107,8 | 94,0 | 98,1 | 96,3 | 94,8 | 96,1 | 104,2* |
| F | 106,8 | 95,2 | 102,9 | 95,4 | 94,4 | 96,9 | 103,0* |
| M | 106,3 | 95,7 | 102,5 | 95,6 | 89,2 | 97,4 | 102,2* |
| A | 106,9 | 95,1 | 98,9 | 95,4 | 97,0 | 97,0 | 101,2* |
| M | 103,0 | 94,9 | 104,0 | 95,2 | 94,5 | 96,7 | 101,0 |
| J | 104,1 | 96,5 | 103,2 | 94,7 | 93,4 | 98,6 | 103,0* |
| J | 107,0 | 96,4 | 100,7 | 94,6 | 96,0 | 100,9 | 106,5* |
| A | 102,5 | 98,4 | 100,2 | 94,8 | 95,5 | 98,2 | 107,4* |
| S | 101,3 | 99,4 | 97,5 | 93,4 | 97,1 | 100,1 | 107,2* |
| O | 98,4 | 98,3 | 97,4 | 95,7 | 100,6 | 100,4* | 106,4 |
| N | 98,2 | 102,2 | 95,8 | 95,0 | 96,8 | 100,6 | |
| D | 94,5 | 100,6 | 98,6 | 91,6 | 97,1 | 101,7 | |

* Hersien

* Revised



Skaal: Semi-logaritmies

Scale: Semi-logarithmic

TABEL 2 - INDEKSE VAN DIE FISIËSE VOLUME VAN
FABRIEKSPRODUKSIE - HOOPGROEPE
BASIS 1980 = 100 BASE

TABLE 2 - INDICES OF THE PHYSICAL VOLUME OF
MANUFACTURING PRODUCTION - MAJOR GROUPS
BASIS 1980 = 100 BASE

| Fabriekswese- hoofgroepe | Gewigte Weights | Jaar Year 1987 | Werklike indekse Actual indices | | | Manufacturing major groups |
|-----------------------------------------------------------------------------------------------------------------|--------------------|----------------------|------------------------------------|-----------|--------------------|-------------------------------------------------------------------------------------------------------------------|
| | | | 1988 | | 1987 | |
| | | | Oktober October | September | Oktober October | |
| TOTAAL | 100,0 | 98,8 | 114,0 | 115,0* | 107,5* | TOTAL |
| Voedsel | 11,6 | 116,9 | 124,1 | 132,8* | 122,9 | Food |
| Drank | 2,7 | 131,8 | 141,3 | 134,7 | 125,4 | Beverages |
| Tabakprodukte | 0,6 | 124,7 | 145,3 | 147,1 | 156,6 | Tobacco products |
| Tekstielstowwe | 5,3 | 91,7 | 103,4 | 114,3 | 104,0* | Textiles |
| Klerasie, uitgesonderd skoeisel | 3,0 | 83,8 | 92,0 | 96,9 | 107,0 | Wearing apparel, exclu- ding footwear |
| Leer en leerprodukte | 0,4 | 92,4 | 112,1 | 102,3* | 114,0 | Leather and leather pro- ducts |
| Skoeisel | 1,1 | 88,8 | 107,5 | 111,2 | 101,4 | Footwear |
| Hout en houtprodukte, uitgesonderd meubels | 1,6 | 84,8 | 98,3 | 94,0 | 92,2 | Wood and wood products, excluding furniture |
| Meubels (hout) | 1,2 | 71,8 | 95,2 | 98,9 | 90,9 | Furniture (wood) |
| Papier en papierpro- dukte | 3,7 | 142,8 | 163,7 | 165,2 | 141,1* | Paper and paper products |
| Drukwerk en uitgewery | 3,7 | 108,8 | 119,4 | 121,2 | 120,7 | Printing and publishing |
| Nywerheidschemikaliee | 4,9 | 89,7 | 98,1 | 89,8 | 93,0 | Industrial chemicals |
| Ander chemiese produkte | 8,6 | 110,6 | 133,5 | 131,2* | 110,9 | Other chemical products |
| Rubberprodukte | 1,8 | 94,2 | 127,0 | 123,0 | 90,6 | Rubber products |
| Plastiekprodukte | 1,8 | 136,2 | 180,7 | 175,7 | 167,1 | Plastic products |
| Pottebakkersware | 0,2 | 66,3 | 80,9 | 79,1 | 84,4 | Pottery |
| Glas en glasprodukte | 0,8 | 107,1 | 121,9 | 125,1 | 126,2 | Glass and glass products |
| Ander nie-metaalhoudende mineraalprodukte | 4,0 | 83,4 | 109,5 | 99,8 | 94,7 | Other non-metallic mine- ral products |
| Basiese yster- en staalnywerhede | 10,4 | 101,6 | 105,1 | 97,1 | 107,1 | Iron and steel basic in- dustries |
| Basiese nie-ysterme- taalnywerhede | 3,1 | 118,3 | 123,2 | 143,1 | 129,9 | Non-ferrous metal basic industries |
| Metaalprodukte, uitge- sonderd masjinerie | 8,8 | 80,4 | 86,3 | 94,7 | 89,1* | Metal products, exclu- ding machinery |
| Masjinerie en uitrusting | 6,6 | 71,8 | 86,2 | 98,8* | 82,7* | Machinery and equipment |
| Elektriese masjinerie | 5,3 | 98,8 | 140,3 | 135,9 | 113,4* | Electrical machinery |
| Motorvoertuie, -onder- dele en -toebehore | 5,0 | 72,1 | 92,2 | 93,5 | 84,9 | Motor vehicles, parts and accessories |
| Vervoeruitrusting, uitgesonderd motor- voertuie, -onderdele en -toebehore | 2,1 | 55,3 | 55,1 | 54,7 | 43,7 | Transport equipment, excluding motor vehi- cles, parts and acces- sories |
| Professionele en weten- skaplike, meet- en kontrole-uitrusting en fotografiese en op- tiese goedere | 0,3 | 109,4 | 120,6 | 114,8 | 116,9 | Professional and scien- tific, measuring and controlling equipment and photographic and optical goods |
| Ander nywerhede | 1,4 | 126,9 | 186,5 | 156,1 | 175,2* | Other industries |

* Hersien

* Revised

TABEL 2 - INDEKSE VAN DIE FISIËSE VOLUME VAN
FABRIEKSPRODUKSIE - HOOFGROEPE
(AFGESLUIT)

TABLE 2 - INDICES OF THE PHYSICAL VOLUME OF
MANUFACTURING PRODUCTION - MAJOR GROUPS
(CONCLUDED)

BASIS 1980 = 100 BASE

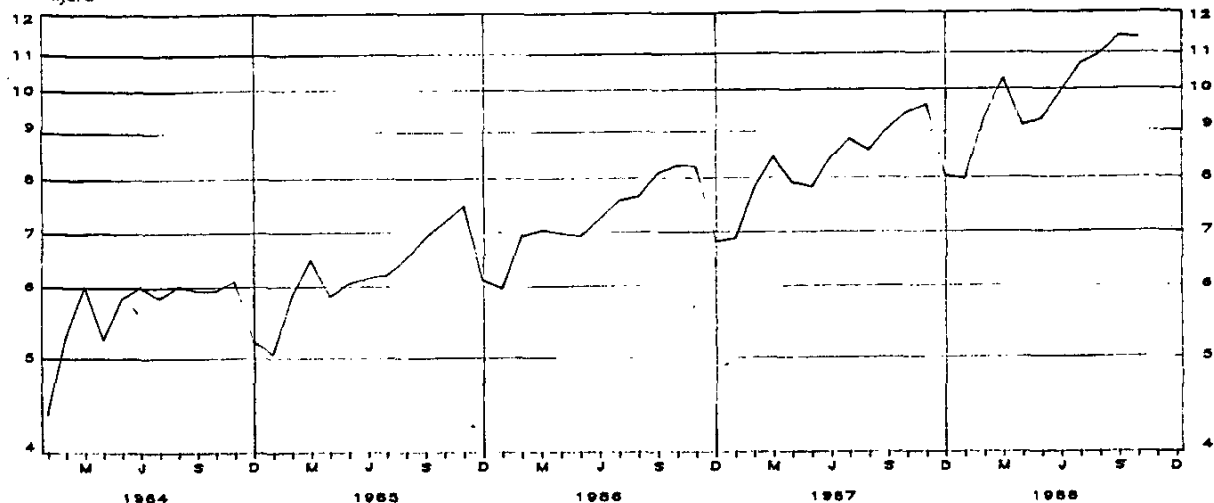
| Fabriekswese- hoofgroepe | Seisoensaanangepaste indekse Seasonally adjusted indices | | | Manufacturing major groups |
|-------------------------------------------------------------------------------------------------------------|-------------------------------------------------------------|-----------|--------------------|---------------------------------------------------------------------------------------------------------------------|
| | Oktober October | September | Oktober October | |
| | 1988 | | 1987 | |
| TOTAAL | 106,4 | 107,2* | 100,4* | TOTAL |
| Voedsel | 117,7 | 126,0* | 116,1 | Food |
| Drank | 142,0 | 143,5 | 123,4 | Beverages |
| Tabakprodukte | 125,8 | 131,1 | 132,5 | Tobacco products |
| Tekstielstowwe | 94,5 | 108,8 | 91,2* | Textiles |
| Klerasie, uitgesonderd skoëisel | 75,6 | 83,7 | 87,8 | Wearing apparel, exclu- ding footwear |
| Leer en leerprodukte | 92,3 | 89,5* | 97,1 | Leather and leather pro- ducts |
| Skoëisel | 91,0 | 95,0 | 85,6 | Footwear |
| Hout en houtprodukte, uitgesonderd meubels | 93,1 | 94,7 | 87,5 | Wood and wood products, excluding furniture |
| Meubels (hout) | 77,1 | 89,6 | 72,8 | Furniture (wood) |
| Papier en papierprodukte | 160,3 | 160,2 | 138,6* | Paper and paper products |
| Drukwerk en uitgewery | 108,7 | 110,0 | 109,6 | Printing and publishing |
| Nywerheidschemikalieë | 91,6 | 85,1 | 86,9 | Industrial chemicals |
| Ander chemiese produkte | 129,6 | 120,0* | 107,6 | Other chemical products |
| Rubberprodukte | 114,2 | 110,4 | 82,7 | Rubber products |
| Plastiekprodukte | 157,1 | 155,9 | 146,0 | Plastic products |
| Pottebakkersware | 72,1 | 73,6 | 75,8 | Pottery |
| Glas en glasprodukte | 111,7 | 117,4 | 114,3 | Glass and glass products |
| Ander nie-metaalhoudende mineraalprodukte | 99,0 | 91,5 | 80,2 | Other non-metallic mi- neral products |
| Basiese yster- en staal- nywerhede | 100,5 | 97,1 | 102,6 | Iron and steel basic in- dustries |
| Basiese nie-ystermetaal- nywerhede | 112,2 | 142,0 | 119,0 | Non-ferrous metal basic industries |
| Metaalprodukte, uitgeson- derd masjinerie | 79,4 | 89,2 | 82,2* | Metal products, exclu- ding machinery |
| Masjinerie en uitrusting | 78,5 | 87,3* | 75,3* | Machinery and equipment |
| Elektriese masjinerie | 126,9 | 118,3 | 103,5* | Electrical machinery |
| Motorvoertuie, -onderdele en -toebehore | 87,0 | 87,7 | 79,5 | Motor vehicles, parts and accessories |
| Vervoeruitrusting, uitge- sonderd motorvoertuie, -onderdele en -toebehore | 61,4 | 50,4 | 47,8 | Transport equipment, ex- cluding motor vehicles, parts and accessories |
| Professionele en wetenskap- like, meet- en kontrole- uitrusting en fotografiese en optiese goedere | 117,2 | 112,6 | 112,9 | Professional and scienti- fic, measuring and con- trolling equipment and photographic and optical goods |
| Ander nywerhede | 137,6 | 135,9 | 147,3* | Other industries |

* Hersien

* Revised

WAARDE VAN VERKOPE
WERKLIKE SYFERS
R-Miljard

VALUE OF SALES
ACTUAL FIGURES
R-Milliard



Skaal: Semi-logaritmes

Scale: Semi-logarithmic

TABEL 3 - WAARDE VAN VERKOPE - FABRIEKSEWESE

TABLE 3 - VALUE OF SALES - MANUFACTURING

R1 000

| Fabriekswese- hoofgroepe | Jaar Year 1987 | Werklike waardes Actual values | | | Manufacturing major groups |
|-----------------------------------------------------------------------------------------------------------------|----------------------|-----------------------------------|-------------|--------------------|-------------------------------------------------------------------------------------------------------------------|
| | | Oktober October | September | Oktober October | |
| | | 1988 | | 1987 | |
| TOTAAL | 100 555 420* | 11 412 177 | 11 455 721* | 9 458 923* | TOTAL |
| Voedsel | 15 730 644 | 1 595 427 | 1 555 647* | 1 461 429* | Food |
| Drank | 4 233 603 | 436 625 | 439 858 | 376 859 | Beverages |
| Tabakprodukte | 1 119 923 | 119 117 | 122 618 | 109 047 | Tobacco products |
| Tekstielstowwe | 3 884 353 | 409 266 | 413 133 | 347 394 | Textiles |
| Klerasie, uitgesonderd skoeisel | 2 419 978 | 266 324 | 284 978 | 261 590* | Wearing apparel, exclud- ing footwear |
| Leer en leerprodukte | 559 557 | 69 043 | 62 471 | 55 356 | Leather and leather pro- ducts |
| Skoeisel | 1 073 082 | 140 293 | 138 430 | 108 095 | Footwear |
| Hout en houtprodukte, uitgesonderd meubels | 1 677 321 | 175 058 | 178 468 | 151 180 | Wood and wood products, excluding furniture |
| Meubels (hout) | 841 861 | 100 128 | 97 771* | 86 509 | Furniture (wood) |
| Papier en papierprodukte | 4 425 796 | 529 987 | 523 210 | 403 133* | Paper and paper products |
| Drukwerk en uitgewery | 2 118 805 | 244 210 | 232 671 | 193 929 | Printing and publishing |
| Nywerheidschemikalieë | 6 114 875 | 689 817 | 677 581 | 620 106* | Industrial chemicals |
| Ander chemiese produkte | 12 862 721 | 1 354 375 | 1 396 421 | 1 157 778* | Other chemical products |
| Rubberprodukte | 1 445 507 | 174 715 | 207 871 | 123 497 | Rubber products |
| Plastiekprodukte | 1 650 730 | 205 147 | 202 626 | 165 102 | Plastic products |
| Pottebakkersware | 121 190 | 14 729 | 15 031 | 12 147 | Pottery |
| Glas en glasprodukte | 691 968 | 84 406 | 92 437* | 69 919 | Glass and glass products |
| Ander nie-metaalhouden- de mineraalprodukte | 2 685 418 | 332 095 | 341 006* | 270 737* | Other non-metallic mine- ral products |
| Basiese yster- en staalnywerhede | 8 256 777 | 999 860 | 971 527 | 778 069* | Iron and steel basic industries |
| Basiese nie-ysterme- taalnywerhede | 2 517 229 | 287 536 | 337 039 | 224 334* | Non-ferrous metal basic industries |
| Metaalprodukte, uitge- sonderd masjinerie | 6 231 568 | 649 096 | 679 100* | 592 333 | Metal products, excluding machinery |
| Masjinerie en uitrusting | 4 633 475 | 509 231 | 524 027 | 429 733* | Machinery and equipment |
| Elektriese masjinerie | 4 580 591* | 600 087 | 574 384* | 430 432* | Electrical machinery |
| Motorvoertuie, -onder- dele en -toebehore | 8 315 165 | 1 164 808 | 1 143 064* | 826 754* | Motor vehicles, parts and accessories |
| Vervoeruitrusting, uit- gesonderd motorvoer- tuie, -onderdele en -toebehore | 994 422 | 95 100 | 91 826 | 66 477 | Transport equipment, ex- cluding motor vehicles, parts and accessories |
| Professionele en weten- skaplike, meet- en kontrole-uitrusting en fotografiese en op- tiese goedere | 309 277 | 36 583 | 33 707 | 30 415 | Professional and scien- tific, measuring and controlling equipment and photographic and optical goods |
| Ander nywerhede | 1 059 582 | 129 114 | 118 816* | 106 564* | Other industries |

* Hersien

* Revised

TABEL 3 - WAARDE VAN VERKOPE - FABRIEKSEWE
(AFGESLUIT)TABLE 3 - VALUE OF SALES - MANUFACTURING
(CONCLUDED)

R1 000

| Fabriekswese- hoofgroepe | Seisoensaangepaste waardes Seasonally adjusted values | | | Manufacturing major groups |
|-----------------------------------------------------------------------------------------------------------------|----------------------------------------------------------|-------------|--------------------|---------------------------------------------------------------------------------------------------------------------|
| | Oktober October | September | Oktober October | |
| | 1988 | | 1987 | |
| | | | | |
| TOTAAL | 10 606 183 | 10 767 295* | 8 806 614* | TOTAL |
| Voedsel | 1 427 037 | 1 589 016* | 1 307 182* | Food |
| Drank | 410 362 | 462 036 | 354 191 | Beverages |
| Tabakprodukte | 106 260 | 115 896 | 97 277 | Tobacco products |
| Tekstielstowwe | 398 119 | 392 712 | 337 932 | Textiles |
| Klerasie, uitgesonderd skoewisel | 220 650 | 245 883 | 216 727* | Wearing apparel, excluding footwear |
| Leer en leerprodukte | 62 709 | 60 300 | 50 278 | Leather and leather products |
| Skoewisel | 115 563 | 116 035 | 89 040 | Footwear |
| Hout en houtprodukte, uit- gesonderd meubels | 156 023 | 173 438 | 134 742 | Wood and wood products, ex- cluding furniture |
| Meubels (hout) | 88 219 | 97 285* | 76 219 | Furniture (wood) |
| Papier en papierprodukte | 522 155 | 499 246 | 397 175* | Paper and paper products |
| Drukwerk en uitgewery | 224 046 | 211 904 | 177 917 | Printing and publishing |
| Nywerheidschemikalieë | 622 579 | 599 099 | 559 662* | Industrial chemicals |
| Ander chemiese produkte | 1 382 015 | 1 335 011 | 1 181 406* | Other chemical products |
| Rubberprodukte | 186 861 | 184 939 | 132 082 | Rubber products |
| Plastiekprodukte | 189 775 | 185 216 | 152 731 | Plastic products |
| Pottebakkersware | 14 685 | 14 551 | 12 111 | Pottery |
| Glas en glasprodukte | 74 301 | 87 784* | 61 548 | Glass and glass products |
| Ander nie-metaalhoudende mineraalprodukte | 304 954 | 325 387* | 248 611* | Other non-metallic mineral products |
| Basiese yster- en staalny- werhede | 978 337 | 938 673 | 761 320* | Iron and steel basic indus- tries |
| Basiese nie-ystermetaalny- werhede | 276 477 | 326 272 | 215 706* | Non-ferrous metal basic in- dustries |
| Metaalprodukte, uitgeson- derd masjinerie | 606 065 | 629 963* | 553 065 | Metal products, excluding machinery |
| Masjinerie en uitrusting | 491 536 | 474 233 | 414 800* | Machinery and equipment |
| Elektriese masjinerie | 982 044 | 506 511* | 417 490* | Electrical machinery |
| Motorvoertuie, -onderdele en -toebehore | 1 073 556 | 1 114 097* | 761 985* | Motor vehicles, parts and accessories |
| Vervoeruitrusting, uitge- sonderd motorvoertuie, -onderdele en -toebehore | 92 420 | 87 453 | 64 603 | Transport equipment, exclu- ding motor vehicles, parts and accessories |
| Professionele en weten- skaplike, meet- en kon- trole-uitrusting en fotografiese en optiese goedere | 34 709 | 32 163 | 28 857 | Professional and scienti- fic, measuring and con- trolling equipment and photographic and optical goods |
| Ander nywerhede | 103 789 | 106 371* | 85 662* | Other industries |

* Hersien

* Revised

TABEL 4 - WAARDE VAN ONVOLTOOIDE BESTELLINGS -
UITGESOEKTE SUBGROEPETABLE 4 - VALUE OF UNFILLED ORDERS -
SELECTED SUBGROUPS

R1 000

| Fabriekswese- hoofgroepe | Werklike waardes Actual values | | | Manufacturing major groups |
|-------------------------------------------------------------------------|-----------------------------------|------------|--------------------|-------------------------------------------------------------------------------|
| | Oktober October | September | Oktober October | |
| | 1988 | | 1987 | |
| Komberse en spin, weef en afwerk van tekstiel- stowwe | 464 183 | 473 405 | 369 546 | Blankets and spinning, wea- ving and finishing of tex- tiles |
| Meubel- en gordynstowwe, skuinsband en borduurwerk | 38 128 | 40 638 | 28 068 | Soft furnishings, bias binding and embroidery |
| Tente, bokseile, seile en ander seildoekgoedere en motortekstiele | 3 391 | 2 766 | 2 596 | Tents, tarpaulins, sails and other canvas goods and automotive textiles |
| Breifabriek | 194 007 | 191 916 | 150 753 | Knitting mills |
| Klerasie, uitgesonderd skoetsel | 422 962 | 412 555 | 332 482* | Wearing apparel, excluding footwear |
| Saag van hout uit ronde blokke | 7 961 | 8 066 | 12 338 | Sawmilling from the round log |
| Bord - gelamelleer, laag- hout, partikel, ens. | 20 680 | 21 176 | 12 982 | Board - laminated, plywood, particle, etc. |
| Timmer- en skrynwark, wattelbas en ander saag- meulprodukte | 23 258 | 24 140 | 16 905 | Carpentry and joinery, wat- tlebark and other sawmill products |
| Meubels (hout) | 117 385 | 127 822 | 107 383* | Furniture (wood) |
| Pulp, papier en bordpa- pier en veselbord | 70 528 | 75 956 | 60 311 | Pulp, paper and paperboard and fibreboard |
| Ligte en swaar verpakings | 131 278 | 128 845* | 98 635 | Light and heavy packaging |
| Verf, vernis en lakvernis | 10 438 | 10 324 | 8 679 | Paints, varnishes and lac- quers |
| Basiese yster- en staal- nywerhede | 1 551 655 | 1 529 353 | 1 287 869 | Iron and steel basic indus- tries |
| Ysterpyp- en buisver- vaardiging | 142 000 | 133 580 | 132 338 | Steel pipe and tube mills |
| Basiese nie-ystermetaal- nywerhede | 344 685 | 357 272 | 277 551 | Non-ferrous metal basic in- dustries |
| Algemene hardeware, hand- gereedskap en tafelgerei | 25 591 | 22 266 | 14 947 | General hardware, handtools and cutlery |
| Meubels (metaal) | 30 093 | 28 938 | 29 473 | Furniture (metal) |
| Struktuurmetaalprodukte | 584 708 | 584 059 | 606 605 | Structural metal products |
| Tingoodere | 43 381 | 51 387 | 28 889 | Tinware |
| Kabels, draadgoedere, hek- ke en vere | 136 653 | 138 050 | 114 510 | Cables, wire products, gates and springs |
| Artikels voorsien van kop- pe en skroefdraad | 17 511 | 17 834 | 16 350 | Headed and threaded artic- les |
| Alle ander metaalgoedere, nie elders geklassifiseer nie | 269 009 | 268 336 | 224 761 | All other metal products, not elsewhere classified |
| Elektriese nywerheidsma- sjinerie en -apparaat | 432 786 | 412 382 | 436 099 | Electrical industrial ma- chinery and apparatus |
| Radio-, televisie- en kommunikasie-uitrusting en apparaat | 460 416 | 464 633* | 343 263 | Radio, television and com- munication equipment and apparatus |
| Elektriese toestelle en huishoudelike goedere | 21 243 | 20 213 | 15 343 | Electrical appliances and housewares |
| Geïsoleerde draad en ka- bels | 76 510 | 75 617 | 76 221 | Insulated wire and cables |
| Droë- en natselbatterye | 6 836 | 7 351 | 7 798 | Dry and wet cell batteries |
| Elektriese goedere, nie elders geklassifiseer nie | 36 259 | 36 877 | 31 455 | Electrical goods, not else- where classified |
| Motorvoertuie | 1 183 917 | 1 291 920* | 900 920* | Motor vehicles |
| Motorvoertuigonderdele | 213 372 | 208 509 | 126 915* | Motor vehicle parts |

* Hersien

* Revised

TABEL 4 - WAARDE VAN ONVOLTOOIDE BESTELLINGS -
UITGESOEKTE SUBGROEPE
(AFGESLUIT)

TABLE 4 - VALUE OF UNFILLED ORDERS -
SELECTED SUBGROUPS
(CONCLUDED)

R1 000

| Fabriekswese- hoofgroepe | Seisoensaangepaste waardes Seasonally adjusted values | | | Manufacturing major groups |
|---------------------------------------------------------------------------|----------------------------------------------------------|-----------|--------------------|-------------------------------------------------------------------------------|
| | Oktober October | September | Oktober October | |
| | 1988 | | 1987 | |
| Komberse en spin, weef en afwerk van tekstiel- stowwe | 491 719 | 500 958 | 391 468 | Blankets and spinning, weaving and finishing of textiles |
| Meubel- en gordynstowwe, skuinsband en borduurwerk | 39 388 | 37 909 | 28 996 | Soft furnishings, bias binding and embroidery |
| Tente, bokseile, seile en ander seildoekgoe- dere en motortekstiele | 2 944 | 2 714 | 2 253 | Tents, tarpaulins, sails and other canvas goods and automotive textiles |
| Breifabriek | 175 572 | 184 180 | 136 428 | Knitting mills |
| Klerasie, uitgesonderd skoewisel | 442 892 | 401 318 | 348 149* | Wearing apparel, excluding footwear |
| Saag van hout uit ronde blokke | 7 851 | 8 131 | 12 168 | Sawmilling from the round log |
| Bord - gelamelleer, laag- hout, partikel, ens. | 18 014 | 19 977 | 11 308 | Board - laminated, plywood, particle, etc. |
| Timmer- en skrynwerk, wattelbas en ander saag- meulprodukte | 20 619 | 24 964 | 14 987 | Carpentry and joinery, wattlebark and other saw- mill products |
| Meubels (hout) | 90 505 | 105 290 | 82 793* | Furniture (wood) |
| Pulp, papier en bordpa- pier en veselbord | 75 431 | 73 887 | 64 504 | Pulp, paper and paper- board and fibreboard |
| Ligte en swaar verpakings | 136 039 | 122 476* | 102 212 | Light and heavy packaging |
| Verf, vernis en lakvernis | 11 521 | 12 364 | 9 579 | Paints, varnishes and lac- quers |
| Basiese yster- en staal- nywerhede | 1 612 947 | 1 583 181 | 1 338 741 | Iron and steel basic in- dustries |
| Ysterpyp- en buisver- vaardiging | 154 348 | 144 411 | 143 845 | Steel pipe and tube mills |
| Basiese nie-ystermetaal- nywerhede | 378 359 | 340 908 | 304 666 | Non-ferrous metal basic industries |
| Algemene hardware, hand- gereedskap en tafelgerei | 27 847 | 22 814 | 16 264 | General hardware, hand- tools and cutlery |
| Meubels (metaal) | 25 395 | 24 947 | 24 872 | Furniture (metal) |
| Struktuurmetaalprodukte | 564 935 | 569 258 | 586 092 | Structural metal products |
| Tingoodere | 43 643 | 45 922 | 29 063 | Tinware |
| Kabels, draadgoedere, hek- ke en vere | 134 105 | 138 188 | 112 375 | Cables, wire products, gates and springs |
| Artikels voorsien van kop- pe en skroefdraad | 19 392 | 19 555 | 18 106 | Headed and threaded artic- les |
| Alle ander metaalgoedere, nie elders geklassifiseer nie | 259 912 | 259 764 | 217 160 | All other metal products, not elsewhere classified |
| Elektriese nywerheidsma- sjinerie en -apparaat | 439 823 | 409 109 | 443 190 | Electrical industrial ma- chinery and apparatus |
| Radio-, televisie- en kom- munikasie-uitrusting en apparaat | 456 309 | 458 670* | 340 201 | Radio, television and com- munication equipment and apparatus |
| Elektriese toestelle en huishoudelike goedere | 22 128 | 20 563 | 15 982 | Electrical appliances and housewares |
| Geisoleerde draad en ka- bels | 76 894 | 74 280 | 76 604 | Insulated wire and cables |
| Droë- en natsel batterye | 5 903 | 5 981 | 6 734 | Dry and wet cell batteries |
| Elektriese goedere, nie elders geklassifiseer nie | 36 368 | 34 336 | 31 550 | Electrical goods, not else- where classified |
| Motorvoertuie | 1 208 079 | 1 259 181 | 919 306* | Motor vehicles |
| Motorvoertuigonderdele | 225 552 | 206 240 | 134 160* | Motor vehicle parts |

* Hersien

* Revised