

Mr. J. J. H. Kruger

STATISTIESE NUUSBERIG
DEPARTEMENT VAN STATISTIEK
PRETORIA




STATISTICAL NEWS RELEASE
DEPARTMENT OF STATISTICS
PRETORIA

8 OKTOBER 1976

Republiek van Suid-Afrika
Republic of South Africa

P.10.2



PRODUKSIE EN VERKOPE - FABRIEKSEWESE: JULIE 1976
PRODUCTION AND SALES - MANUFACTURING: JULY 1976

1. ALGEMEEN

Hierdie Statistiese Nuisberig toon:

- (i) finale indekse van fisiese volume van fabrieksproduksie volgens fabriekswese hoofgroepe;
- (ii) ramings van die totale waarde van verkope volgens fabriekswese hoofgroepe; en
- (iii) ramings van die waarde van onvoltooide bestellings vir sekere fabriekswesegroepe.

Beide werklike en seisoensuitgeskakelde syfers word getoon vir die indekse van fisiese volume van fabrieksproduksie en die waarde van onvoltooide bestellings.

2. WAARDE VAN VERKOPE

Die gegewens word van 'n steekproef bestaande uit ongeveer 2 500 inrigtings versamel, waarvan die opbrengs ongeveer 80 persent van die totale netto opbrengs van fabriekswese in 1963-64 verteenwoordig het. Die steekproefgegewens word verhef om beraamde totale te bekom deur middel van verheffingsfaktore gebaseer op die 1963-64-fabriekswese sensusgegewens.

3. HERSIENE KLASSIFIKASIE

Die Departement volg vanaf die 1971-72-Sensus van Fabriekswese die hersiene "Standaard Nywerheidsklassifikasie van Alle Ekonomiese Bedrywigheede (S.N.K.)" wat op die hersiene "Internasionale Standaard Nywerheidsklassifikasie (I.S.N.K.)" gebaseer is. Wat hierdie reekse betref word ten opsigte van die afdeling fabriekswese 26 hoofgroepe gepubliseer teenoor die 19 hoofgroepe

1. GENERAL

This Statistical News Release shows:

- (i) final indexes of the physical volume of manufacturing production according to major manufacturing groups;
- (ii) estimates of the total value of sales according to major manufacturing groups; and
- (iii) estimates of the value of unfilled orders for certain manufacturing groups.

Both the actual and seasonally eliminated figures for the index of the physical volume of manufacturing production and the value of unfilled orders are shown.

2. VALUE OF SALES

The data are collected from a sample consisting of approximately 2 500 establishments whose output represented approximately 80 per cent of the total net output of manufacturing in 1963-64. The sample data are raised to obtain estimated totals for manufacturing by means of raising factors based on information obtained from the 1963-64 Census of Manufacturing.

3. REVISED CLASSIFICATION

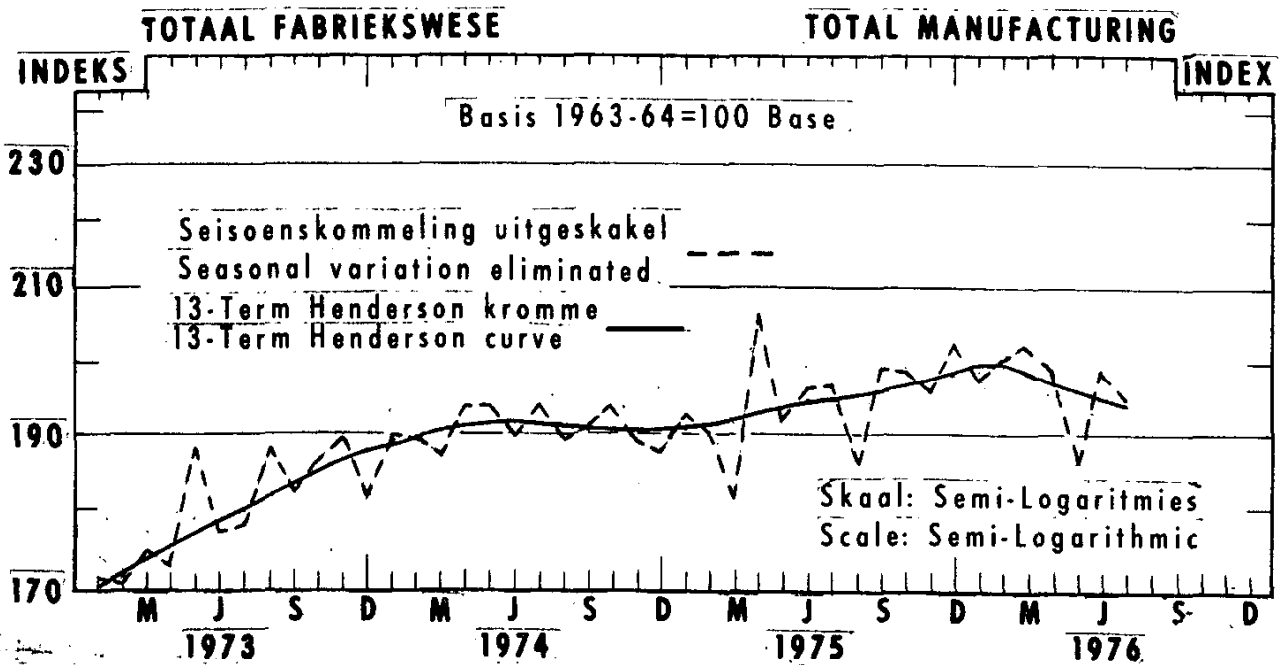
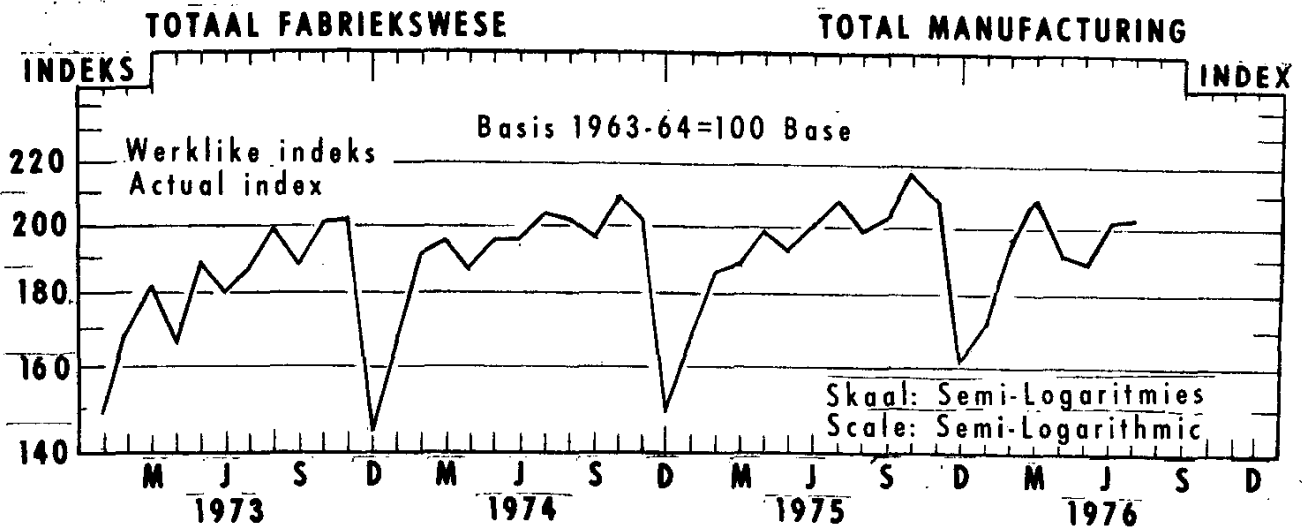
As from the 1971-72-Census of Manufacturing, the Department follows the revised "Standard Industrial Classification of All Economic Activities (S.I.C.)" which is based on the revised "International Standard Industrial Classification (I.S.I.C.)". As far as this series is concerned, 26 major groups are published in respect of the division manufacturing

wat voorheen gepubliseer is. Die fabriekswesesubgroepe in die opname is vanaf 1969 volgens die 26 hoofgroepe op die hersiene basis ingedeel. n Statistiese Nuusberig (No. P.10.9) wat hersiene indekse op hierdie basis vanaf Januarie 1969 bevat is op 11 Junie 1976 uitgereik.

whereas 19 major groups were previously published. The manufacturing subgroups in the sample have been reclassified to the 26 major groups on the revised basis with effect from 1969. A Statistical News Release (No. P.10.9) containing revised indexes on this basis from January 1969 was issued on 11 June 1976.



SEKRETARIS VAN STATISTIEK
SECRETARY FOR STATISTICS



OPSOMMING - Totaal Fabriekswese

SUMMARY - Total Manufacturing

| Tydperk Period | Indeks Index | Persentasieverandering Percentage change |
|--|-----------------|---|
| <u>Gemiddeld - Average</u> | | |
| Aug. 1974 - Julie/July 1975 | 192,0 | |
| Aug. 1975 - Julie/July 1976 | 196,2 | +2,2 |
| <u>Seisoenskommeling uitgeskakel - Seasonal variation eliminated</u> | | |
| Febr./Feb. 1976 - April 1976 | 200,9 | |
| Mei/May 1976 - Julie/July 1976 | 192,9 | -4,0 |

| Fabriekswese - Hoofgroepe | Gewigte Weights | Jaar Year 1975 | Werklike indekse Actual indexes | | Seisoenskommelinge uitgeskakel Seasonal variation eliminated | | Manufacturing - Major groups | | |
|--|--------------------|----------------------|------------------------------------|-----------------------|---|-----------------------|---------------------------------|-------|---|
| | | | Junie June 1976 | Julie July 1976 | Junie June 1976 | Julie July 1976 | | | |
| | | | | | | | | 1976 | 1975 |
| Totaal | 100,0 | 194,5 | 201,6* | 207,4 | 203,3 | 198,2* | 196,8 | 194,4 | Total |
| Voedsel | 12,9 | 169,6 | 175,3 | 172,7 | 184,4 | 179,5 | 174,8 | 187,2 | Food |
| Drank | 2,8 | 269,6 | 283,3 | 287,4 | 283,5 | 229,1 | 244,8 | 245,8 | Beverages |
| Takprodukte | 1,3 | 178,8 | 192,5 | 188,9 | 188,7 | 193,4 | 181,2 | 181,3 | Tobacco products |
| Tekstielstowwe | 5,8 | 174,5 | 197,1* | 197,5 | 224,3 | 197,1* | 183,9 | 209,2 | Textiles |
| Kerasie, uitgesonderd skoeisel | 5,0 | 179,3 | 222,8 | 207,2 | 224,3 | 206,7 | 182,1 | 196,8 | Wearing apparel, except footwear |
| Leer en leerprodukte | 0,6 | 133,7 | 141,1 | 166,1 | 149,2 | 134,5 | 153,6 | 137,9 | Leather and leather products |
| Skoeisel | 1,9 | 156,6 | 177,3 | 175,2 | 183,4 | 177,2 | 155,9 | 163,0 | Footwear |
| Heut en houtprodukte, uitgesonderd meubels | 2,2 | 151,1 | 178,6* | 161,5 | 166,6 | 168,8* | 150,8 | 155,1 | Wood and wood products, except furniture |
| Meubels (hout en metaal) | 2,2 | 162,7 | 166,0 | 173,4 | 162,7 | 166,3 | 170,1 | 159,2 | Furniture (wood and metal) |
| Papier en papierprodukte | 4,2 | 181,4 | 206,8 | 181,0 | 212,4 | 200,2 | 178,6 | 209,2 | Paper and paper products |
| Drukwerk en uitgewery | 4,3 | 235,1 | 240,2* | 253,7 | 238,2 | 233,9* | 256,8 | 240,9 | Printing and publishing |
| Nywerheidschemikalieë | 3,6 | 189,7 | 170,6 | 210,0 | 173,2 | 176,5 | 212,3 | 174,8 | Industrial chemicals |
| Ander chemiese produkte | 8,1 | 261,7 | 259,6 | 277,0 | 268,1 | 267,2 | 261,3 | 252,7 | Other chemical products |
| Rubberprodukte | 2,3 | 227,9 | 242,7* | 243,8 | 235,8 | 221,8* | 230,5 | 223,5 | Rubber products |
| Plastiekprodukte | 0,9 | 568,6 | 649,5 | 627,5 | 667,7 | 616,2 | 614,4 | 653,3 | Plastic products |
| GLas- en glaseprodukte | 1,0 | 223,8 | 209,6 | 247,1 | 196,6 | 205,3 | 258,8 | 205,4 | Glass and glass products |
| Ander nie-metaalhoudende mineraalprodukte | 4,6 | 185,8 | 186,2 | 195,8 | 187,4 | 180,8 | 190,1 | 181,9 | Other non-metallic mineral products |
| Basiese yster- en staalwywerhede | 9,2 | 225,7 | 241,9* | 238,8 | 231,2 | 238,5* | 229,4 | 222,1 | Iron and steel basic industries |
| Basiese nie-ystermetaalwywerhede | 1,4 | 177,1 | 156,5 | 193,6 | 146,4 | 154,8 | 172,8 | 134,5 | Non-ferrous metal basic industries |
| Metaalprodukte, uitgesonderd masjinerie | 9,2 | 152,9 | 144,1 | 161,9 | 138,3 | 141,5 | 156,6 | 133,6 | Metal products, except machinery |
| Masjinerie, uitgesonderd elektriese masjinerie | 6,0 | 114,4 | 121,3 | 127,8 | 121,7 | 125,5 | 121,2 | 115,1 | Machinery, except electrical machinery |
| Elektriese masjinerie | 3,8 | 180,0 | 169,9 | 202,9 | 176,5 | 172,2 | 187,7 | 163,0 | Electrical machinery |
| Motorvoertuie, -onderdele en toebehore | 3,9 | 259,8 | 275,4 | 278,5 | 262,4 | 268,7 | 255,2 | 240,1 | Motor vehicles, parts and accessories |
| Vervoeruitrusting, uitgesonderd motorvoertuie, -onderdele en toebehore | 1,2 | 107,3 | 106,4 | 108,1 | 106,6 | 107,9 | 107,4 | 105,9 | Transport equipment, except motor vehicles parts and accessories |
| Professionele en wetenskaplike en meet- en kontrole-uitrusting | 0,4 | 336,2 | 380,8 | 334,1 | 370,9 | 342,4 | 303,5 | 336,9 | Professional and scientific and measuring and controlling equipment |
| Ander nywerhede | 1,2 | 122,4 | 78,7 | 120,6 | 94,1 | 79,0 | 121,8 | 94,9 | Other industries |

WAARDE VAN VERKOPE - FABRIEKSESE 1/
Totaal fabriekse en hoofgroepe

-5-
R1 000

VALUE OF SALES - MANUFACTURING 1/
Total manufacturing and groups

| Fabriekse - Totaal en hoofgroepe | Jaar Year 1975 | Maand - Month | | | |
|--|----------------------|---------------|------------|------------|---|
| | | 1976 | | | |
| | | Mei/May | Junie/June | Julie/July | |
| Fabriekse - | 18 065 703 | 1 683 860 | 1 788 097 | 1 782 009 | Manufacturing - |
| Totaal | 2 462 778 | 229 723 | 221 767 | 230 625 | Total |
| Voedsel | 877 149 | 62 876 | 71 305 | 77 583 | Food |
| Drank | 310 328 | 24 939 | 29 492 | 30 174 | Beverages |
| Takprodukte | 871 112 | 93 439 | 96 854 | 99 856 | Tobacco products |
| Tekstielstowe | 576 648 | 47 889 | 44 513 | 52 429 | Textiles |
| Klerasie, uitgesonderd skoeisel | 73 794 | 8 654 | 9 357 | 8 987 | Wearing apparel, excluding footwear |
| Leer en leerprodukte | 167 965 | 15 391 | 17 837 | 20 237 | Leather and leather products |
| Skoeisel | 239 512 | 23 739 | 25 727 | 25 256 | Footwear |
| Hout en houtprodukte, uitgesonderd meubels | 300 529 | 26 180 | 27 739 | 28 225 | Wood and wood products, except furniture |
| Meubels (hout en metaal) | 588 313 | 54 465 | 58 960 | 63 006 | Furniture (wood and metal) |
| Papier en papierprodukte | 325 958 | 29 143 | 32 108 | 30 620 | Paper and paper products |
| Drukwerk en uitgewery | 770 414 | 80 446 | 87 513 | 83 266 | Printing and publishing |
| Nywerheidschemikalieë | 1 979 388 | 194 090 | 205 551 | 212 449 | Industrial chemicals |
| Ander chemiese produkte | 276 270 | 25 716 | 24 893 | 25 140 | Other chemical products |
| Rubberprodukte | 228 901 | 21 837 | 24 327 | 24 648 | Rubber products |
| Plastiekprodukte | 119 872 | 10 485 | 13 077 | 9 684 | Plastic products |
| Glas en glasprodukte | 594 625 | 54 896 | 61 408 | 62 100 | Glass and glass products |
| Ander nie-metaalhoudende mineraalprodukte | 1 441 362 | 142 622 | 163 315 | 153 310 | Other non-metallic mineral products |
| Basiese yster- en staalwywerhede | 362 297 | 32 893 | 38 274 | 34 609 | Iron and steel basic industries |
| Basiese nie-ystermetaalwywerhede | 1 499 204 | 137 634 | 154 855 | 140 896 | Non-ferrous metal basic industries |
| Metaalprodukte, uitgesonderd masjinerie | 1 142 056 | 95 509 | 108 838 | 101 994 | Metal products, except machinery |
| Masjinerie, uitgesonderd elektriese masjinerie | 901 607 | 98 596 | 108 501 | 105 495 | Machinery, except electrical machinery |
| Elektriese masjinerie | 1 292 917 | 116 776 | 104 453 | 104 876 | Electrical machinery |
| Motorvoertuie, -onderdele en toebehore | 405 432 | 37 332 | 41 656 | 35 564 | Motor vehicles, parts and accessories |
| Vervoeruitrusting, uitgesonderd motorvoertuie, -onderdele en toebehore | 45 798 | 3 059 | 2 899 | 3 003 | Transport equipment, except motor vehicles, parts and accessories |
| Professionele en wetenskaplike en meet- en kontrole-uitrusting | 211 470 | 15 531 | 12 879 | 17 975 | Professional and scientific and measuring and controlling equipment |
| Ander nywerhede | | | | | Other industries |

1/ Verkope het betrekking op netto verkope (d.w.s. bruto verkope min terugsendings, kortings en ander aftrekkings) en netto bedrae gevra vir werk verrig.

1/ Sales relate to net sales (i.e. gross sales less returns, discounts and other deductions) and net charges for work done.

| Sekerere fabriekswesesubgroepe | Werklike waarde Actual value | | Seisoenskommeling uitgeskakel Seasonal variation eliminated | | Certain manufacturing subgroups |
|---|---------------------------------|---------|--|----------|---|
| | Julie July | | Julie July | | |
| | 1975 | 1976 | 1975 | 1976 | |
| Garing, komberse, geweefde tappte en ander tekstielstowwe | 120 207 | 87 804 | 116 762 | 122 535 | Yarns, blankets, woven carpets and other textiles |
| Sakke en sakkies | 7 282 | 6 610 | 6 241 | 6 294 | Bags and sacks |
| Breifabriek | 38 191 | 23 697 | 36 639 | 40 117 | Knitting mills |
| Klerassie, uitgesonderd skoosiel | 106 055 | 85 274 | 105 357 | 96 326 | Wearing apparel, except footwear |
| Saag van hout uit ronde blokke | 6 692 | 6 874 | 8 677 | 6 567 | Sawmilling from the round log |
| Bord - gelamelleer, laaghout, partikel, ens. | 6 384 | 3 087 | 5 868 | 5 777 | Board - laminated, plywood, particle, etc. |
| Timmer- en skrynwerk | 3 165 | 2 819 | 3 063 | 3 082 | Carpentry and joinery |
| Meubels (hout en metaal) | 17 577 | 18 478 | 15 305 | 17 936 | Furniture (wood and metal) |
| Pulp, papier en bord | 17 270 | 7 295 | 16 023 | 15 672 | Pulp, paper and board |
| Ligte en swaar verpakking | 14 937 | 17 616 | 13 574 | 13 654 | Light and heavy packaging |
| Verf en vernis | 1 288 | 1 794 | 1 268 | 1 304 | Paints and varnishes |
| Glas en glasprodukte | 20 015 | 18 928 | 19 938 | 17 951 | Glass and glass products |
| Basiese yster- en staalnywerhede | 388 417 | 383 161 | 366 574 | 385 334 | Iron and steel basic industries |
| Ysterpepe en buise | 38 825 | 41 536 | 38 919 | 43 115 | Steel pipes and tubes |
| Primêre nie-ystermetaalgeedere | 41 735 | 51 531 | 39 076 | 40 275 | Primary non-ferrous metal products |
| Ander metaalgeedere | 271 863 | 363 749 | 268 545 | 262 924 | Other metal products |
| Elektriese nywerheidsmasjinerie | 148 720* | 110 184 | 154 156 | 147 393* | Electrical industrial machinery |
| Elektriese toestelle en huishoudelike goedere | 96 914 | 127 849 | 95 280 | 91 342 | Electrical appliances and house- wares |
| Motorvoertuie | 53 899 | 55 762 | 52 531 | 53 155 | Motor vehicles |
| Motorvoertuigonderdele | 15 631 | 13 583 | 14 926 | 15 553 | Motor vehicle parts |

* Hersien
Revised