


STATISTIESE NUUSBERIG
DEPARTEMENT VAN STATISTIEK
PRETORIA

16 APRIL 1980



STATISTICAL NEWS RELEASE
DEPARTMENT OF STATISTICS
PRETORIA

Republiek van Suid-Afrika
Republic of South Africa



P.10.2

PRODUKSIE EN VERKOPE - FABRIEKSEWESE: JANUARIE 1980
PRODUCTION AND SALES - MANUFACTURING: JANUARY 1980

1. ALGEMEEN

Hierdie Statistiese Nuusberig toon:

- (i) finale indekse van fisiese volume van fabrieksproduksie volgens fabriekswesehoofgroepe;
- (ii) ramings van die totale waarde van verkope volgens fabriekswesehoofgroepe; en
- (iii) ramings van die waarde van onvoltooide bestellings vir sekere fabriekswesegroepe.

Beide werklike en seisoensuitgeskakelde syfers word getoon vir die indekse van fisiese volume van fabrieksproduksie, die waarde van verkope en die waarde van onvoltooide bestellings.

2. WAARDE VAN VERKOPE

Die gegewens word van 'n steekproef bestaande uit ongeveer 2 500 inrigtings versamel, waarvan die opbrengs ongeveer 80 persent van die totale netto opbrengs van fabriekswese in 1963-64 verteenwoordig het. Die steekproefgegewens word verhef om beraamde totale te bekom deur middel van verheffingsfaktore gebaseer op die 1963-64-Fabriekswesesensusgegewens.

1. GENERAL

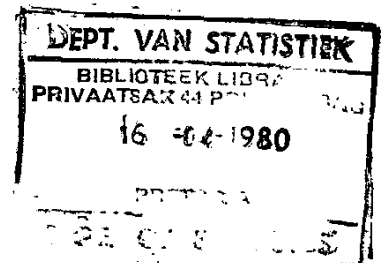
This Statistical News Release shows:

- (i) final indexes of the physical volume of manufacturing production according to major manufacturing groups;
- (ii) estimates of the total value of sales according to major manufacturing groups; and
- (iii) estimates of the value of unfilled orders for certain manufacturing groups.

Both the actual and seasonally eliminated figures for the index of the physical volume of manufacturing production, the value of sales and the value of unfilled orders are shown.

2. VALUE OF SALES

The data are collected from a sample consisting of approximately 2 500 establishments whose output represented approximately 80 per cent of the total net output of manufacturing in 1963-64. The sample data are raised to obtain estimated totals for manufacturing by means of raising factors based on information obtained from the 1963-64 Census of Manufacturing.



3. HERSIENE

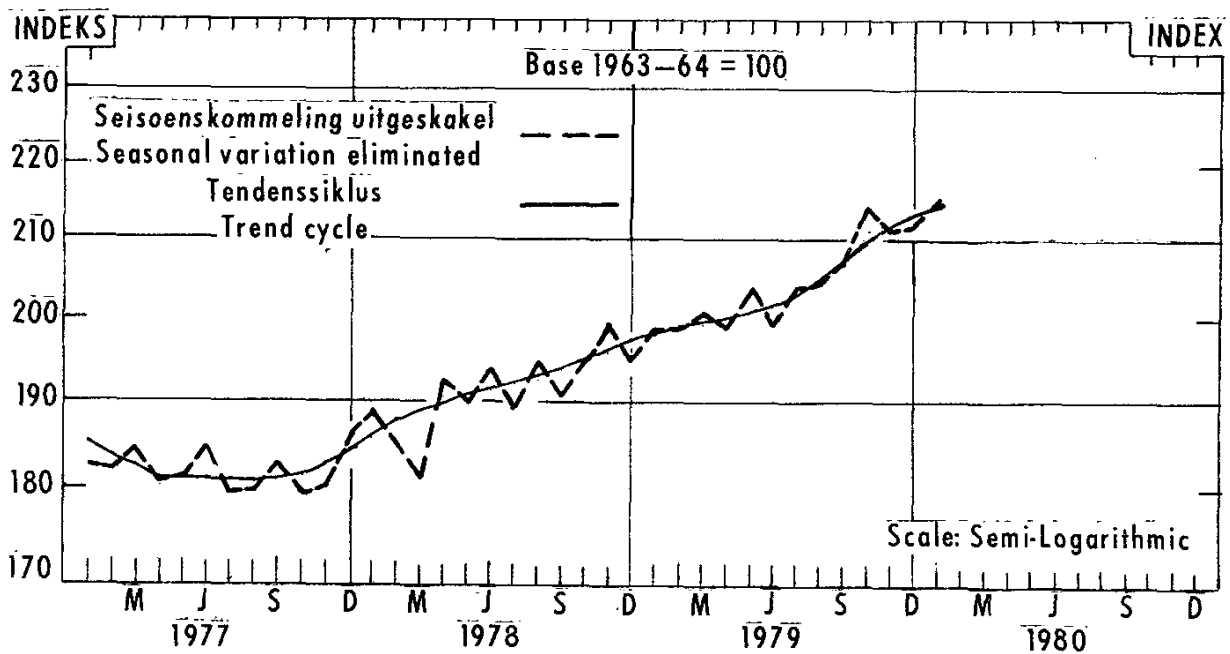
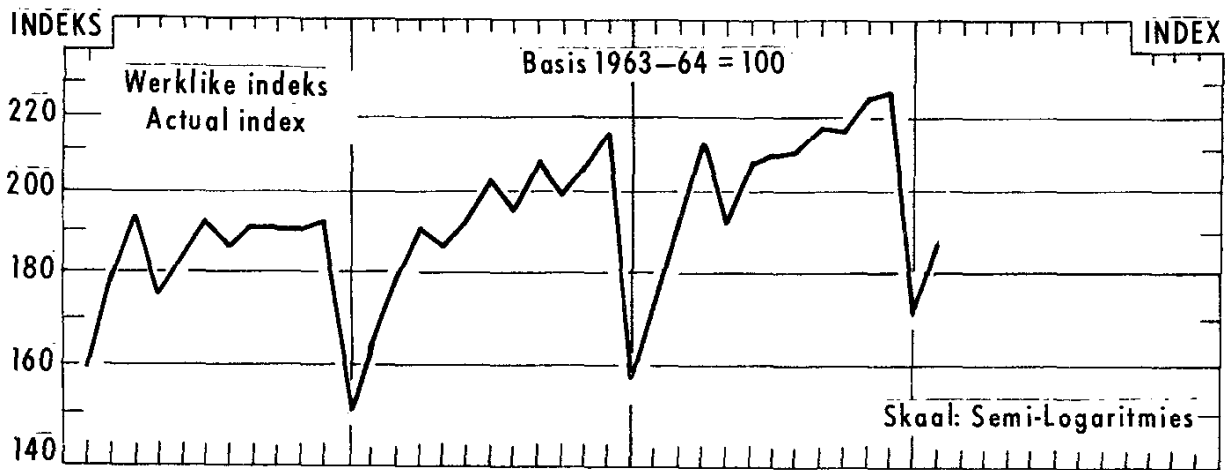
Die Departement volg vanaf die 1971-72-Sensus van Fabriekswese die hersiene "Standaard Nywerheidsklassifikasie van Alle Ekonomiese Bedrywighede (S.N.K.)" wat op die hersiene "Internasionale Standaard Nywerheidsklassifikasie (I.S.N.K.)" gebaseer is. Wat hierdie reekse betref, word ten opsigte van die afdeling fabriekswese 26 hoofgroepe gepubliseer teenoor die 19 hoofgroepe wat voorheen gepubliseer is. Die fabriekswesesubgroepe in die opname is vanaf 1969 volgens die 26 hoofgroepe op die hersiene basis ingedeel.

3. REVISED CLASSIFICATION

As from the 1971-72 Census of Manufacturing, the Department follows the revised "Standard Industrial Classification of all Economic Activities (S.I.C.)" which is based on the revised "International Standard Industrial Classification (I.S.I.C.)". As far as this series is concerned, 26 major groups are published in respect of the division manufacturing whereas 19 major groups were previously published. The manufacturing subgroups in the sample have been reclassified to the 26 major groups on the revised basis with effect from 1969.



.....
SEKRETARIS VAN STATISTIEK
SECRETARY FOR STATISTICS



OPSOMMING - Totaal Fabriekswese

SUMMARY - Total Manufacturing

| Tydperke Periods | Indeks Index | Persentasieverandering Percentage change |
|--|-----------------|---|
| <u>Gemiddeld - Average</u> | | |
| Febr./Feb. 1978 - Jan. 1979 | 192,0 | |
| Febr./Feb. 1979 - Jan. 1980 | 205,5 | + 7,0 |
| <u>Seisoenskommeling uitgeskakel Seasonal variation eliminated</u> | | |
| Jul. 1979 - Sept. 1979 | 205,1 | |
| Okt./Oct. 1979 - Des./Dec. 1979 | 212,4 | + 3,6 |
| Aug. 1979 - Okt./Oct. 1979 | 208,5 | |
| Nov. 1979 - Jan. 1980 | 212,9 | + 2,1 |

INDEXSE VAN DIE FISTEISE VOLUME VAN FABRIEKSPRODUKSIE
WERKLIKE INDEKSE

1963-64 = 100

INDEXES OF THE PHYSICAL VOLUME OF MANUFACTURING PRODUCTION
ACTUAL INDEKSES

| Fabriekswese Hoofgroepe | Gewigte Weights | Jaar Year 1979 | WERKLIKE INDEKSE ACTUAL INDEKSES | | SEISONSKOMMELING UITGESKAKEL SEASONAL VARIATION ELIMINATED | | | Manufacturing Major groups | |
|---|--------------------|----------------------|-------------------------------------|---------------------|---|---------------------|-------|-------------------------------|--|
| | | | Desember December | Januarie January | Desember December | Januarie January | 1979 | | 1980 |
| | | | 1979 | 1979 | 1979 | 1979 | 1980 | | |
| Fabriekswese - Totaal | 100,0 | 204,3* | 171,5* | 173,0 | 187,6 | 212,2* | 198,6 | 215,4 | Manufacturing - Total |
| Voedsel | 12,9 | 174,0* | 145,9* | 155,4 | 169,7 | 160,5* | 155,9 | 170,2 | Food |
| Drank | 2,8 | 303,8* | 306,0* | 252,3 | 339,6 | 296,3* | 306,2 | 412,1 | Beverages |
| Tabakprodukte | 1,3 | 195,6 | 71,2 | 151,7 | 165,7 | 137,6 | 195,0 | 213,0 | Tobacco products |
| Tekstielstowwe | 5,8 | 187,6 | 141,4 | 142,9 | 144,6 | 220,9 | 195,7 | 198,1 | Textiles |
| Klerasie, uitgesonderd skoeisel | 5,0 | 193,3 | 114,7 | 125,4 | 126,9 | 193,5 | 192,9 | 195,3 | Wearing apparel, except footwear |
| Leer en leerprodukte: | 0,6 | 111,7 | 67,2 | 79,2 | 88,3 | 104,5 | 107,3 | 119,6 | Leather and leather products |
| Skoeisel | 1,9 | 167,8* | 111,7* | 104,9 | 106,0 | 177,6* | 171,4 | 173,2 | Footwear |
| Hout en houtprodukte, uitgesonderd meubels | 2,2 | 149,2 | 123,1 | 126,3 | 131,7 | 184,3 | 163,2 | 170,1 | Wood and wood products, except furniture |
| Meubels (hout en metaal) | 2,2 | 182,0 | 167,1 | 110,7 | 138,8 | 191,0 | 191,1 | 239,8 | Furniture (wood and metal) |
| Papier en papierprodukte | 4,2 | 207,9 | 203,0 | 192,7 | 212,4 | 214,4 | 204,4 | 225,2 | Paper and paper products |
| Drukwerk en uitgewery | 4,3 | 230,8 | 203,3 | 197,5 | 223,6 | 222,6 | 214,2 | 242,6 | Printing and publishing |
| Nywerheidschemikalieë | 3,6 | 237,6 | 207,5 | 213,9 | 240,5 | 223,1 | 213,2 | 239,8 | Industrial chemicals |
| Ander chemiese produkte | 8,1 | 287,2 | 271,7 | 260,9 | 271,1 | 316,3 | 282,0 | 293,0 | Other chemical products |
| Rubberprodukte | 2,3 | 195,4 | 171,2 | 108,7 | 121,0 | 227,4 | 187,1 | 208,2 | Rubber products |
| Plastiekprodukte | 0,9 | 656,2 | 552,7 | 497,2 | 548,4 | 878,7 | 635,8 | 701,3 | Plastic products |
| Glas en glasprodukte | 1,0 | 203,7 | 196,6 | 175,5 | 200,8 | 204,4 | 190,0 | 217,3 | Glass and glass products |
| Ander nie-metaalhoudende mineraalprodukte | 4,6 | 150,2 | 102,6 | 128,2 | 149,0 | 140,6 | 151,0 | 175,5 | Other non-metallic mineral products |
| Basiese yster- en staalnywerhede | 9,2 | 321,2 | 306,2 | 294,0 | 315,5 | 332,4 | 300,3 | 322,3 | Iron and steel basic industries |
| Basiese nie-ystermetaalnywerhede | 1,4 | 166,7 | 142,0 | 113,7 | 150,9 | 215,8 | 140,8 | 186,9 | Non-ferrous metal basic industries |
| Metaalprodukte, uitgesonderd masjinerie | 9,2 | 144,0 | 111,6 | 125,5 | 127,6 | 164,9 | 142,0 | 144,3 | Metal products, except machinery |
| Masjinerie, uitgesonderd elektriese masjinerie | 6,0 | 99,8* | 85,3 | 99,4 | 105,3 | 95,5 | 103,5 | 109,6 | Machinery, except electrical machinery |
| Elektriese masjinerie | 3,8 | 137,6 | 108,2 | 106,4 | 123,3 | 130,0 | 118,7 | 137,6 | Electrical machinery |
| Motorvoertuie, -onderdele en toebehore | 3,9 | 237,2 | 144,9 | 210,0 | 207,2 | 239,5 | 259,5 | 256,1 | Motor vehicles, parts and accessories |
| Vervoeruitrusting, uitgesonderd motorvoertuie, -onderdele en toebehore | 1,2 | 61,2 | 46,1 | 64,7 | 59,3 | 52,0 | 63,3 | 57,9 | Transport equipment, except motor vehicles, parts and accessories |
| Professionele en wetenskaplike en meet- en kontrolle-uitrusting | 0,4 | 386,7 | 301,9 | 349,2 | 332,4 | 318,1 | 397,3 | 378,1 | Professional and scientific and measuring and controlling equipment |
| Ander nywerhede | 1,2 | 116,3 | 74,0 | 90,2 | 92,2 | 87,8 | 125,8 | 128,6 | Other industries |

* Hersien

* Revised

WAARDE VAN VERKOPE - FABRIEKSEWESE 1/
Totaal fabrieksewee en hoofgroepe

VALUE OF SALES - MANUFACTURING 1/
Total manufacturing and major groups

R1 000

| Hoofgroepe | Jaar Year 1979 | MERKLIKE WAARDE ACTUAL VALUE | | | | SEISOENSKOMWELING UITGESKAKEL SEASONAL VARIATION ELIMINATED | | | | Major groups |
|--|----------------------|---------------------------------|---------------------|----------------------|---------------------|--|---------------------|---|---------------------|--------------|
| | | 1979 | | 1980 | | 1979 | | 1980 | | |
| | | Desember December | Januarie January | Desember December | Januarie January | Desember December | Januarie January | Desember December | Januarie January | |
| Fabrieksewee - | | | | | | | | | | |
| Totaal | 29 171 157 | 2 290 293 | 1 899 762 | 2 330 178 | 2 608 534 | 2 258 932 | 2 770 723 | Manufacturing - | | |
| Voedsel | 3 870 224 | 319 256 | 257 507 | 299 391 | 298 091 | 304 742 | 354 309 | Total | | |
| Drank | 1 411 325 | 177 947 | 88 113 | 120 223 | 124 178 | 106 181 | 148 241 | Food | | |
| Takakprodukte | 495 161 | 23 040 | 30 397 | 33 625 | 32 133 | 37 620 | 41 616 | Beverages | | |
| Tekstielstowwe | 1 367 106 | 88 907 | 82 953 | 107 873 | 129 791 | 112 707 | 146 566 | Tobacco products | | |
| Klerasie, uitgesonderd skoeisel | 721 385 | 50 376 | 32 793 | 38 149 | 70 594 | 56 057 | 65 212 | Wearing apparel, excluding footwear | | |
| Leer en leerprodukte | 167 564 | 9 171 | 9 643 | 11 750 | 12 755 | 12 315 | 15 007 | Leather and leather products | | |
| Skoeisel | 242 494 | 15 702 | 11 310 | 14 802 | 24 231 | 19 137 | 25 046 | Footwear | | |
| Hout en houtprodukte, uitgesonderd meubels | 364 300 | 29 888 | 19 468 | 27 065 | 45 630 | 25 088 | 34 877 | Wood and wood products, except furniture | | |
| Meubels (hout en metaal) | 392 645 | 33 964 | 14 900 | 20 356 | 35 527 | 24 149 | 32 992 | Furniture (wood and metal) | | |
| Papier en papierprodukte | 1 028 614 | 85 776 | 76 879 | 88 871 | 90 673 | 81 526 | 94 243 | Paper and paper products | | |
| Drukwerk en uitgewery | 456 849 | 35 844 | 32 278 | 36 097 | 38 418 | 34 012 | 38 037 | Printing and publishing | | |
| Nywerheidschemikalieë | 1 722 645 | 137 911 | 116 798 | 133 123 | 171 531 | 120 909 | 158 512 | Industrial chemicals | | |
| Ander chemiese produkte | 3 436 247 | 346 856 | 255 035 | 344 912 | 366 268 | 265 662 | 359 284 | Other chemical products | | |
| Rubberprodukte | 470 801 | 38 111 | 24 445 | 34 141 | 44 626 | 31 421 | 43 883 | Rubber products | | |
| Plastiekprodukte | 182 503 | 35 034 | 25 906 | 35 477 | 44 460 | 32 102 | 39 115 | Plastic products | | |
| Glas en Glasprodukte | 825 344 | 12 979 | 11 598 | 15 596 | 14 884 | 14 831 | 19 944 | Glass and glass products | | |
| Ander nie-metaalhoudende mineraalprodukte | 3 273 052 | 50 118 | 59 334 | 69 644 | 74 358 | 70 052 | 82 224 | Other non-metallic mineral products | | |
| Basiese yster- en staalwywerhede | 581 556 | 223 175 | 240 471 | 301 929 | 272 830 | 244 879 | 307 463 | Iron and steel basic industries | | |
| Basiese nie-ystermetaalwywerhede | 1 934 462 | 37 338 | 33 241 | 41 708 | 43 670 | 39 154 | 49 126 | Non-ferrous metal basic industries | | |
| Metaalprodukte, uitgesonderd masjinerie | 1 420 425 | 128 143 | 86 839 | 108 173 | 108 153 | 109 094 | 135 895 | Machinery, except electrical machinery | | |
| Masjinerie, uitgesonderd elektriese | 1 308 013 | 101 930 | 81 163 | 81 572 | 115 698 | 126 029 | 126 665 | Electrical machinery | | |
| Elektriese masjinerie | 1 755 758 | 111 388 | 121 662 | 115 936 | 160 733 | 148 369 | 140 329 | Motor vehicles, parts and accessories | | |
| Motorvoertuie, -onderdele en toebehore | 415 633 | 29 183 | 29 577 | 39 358 | 47 070 | 45 363 | 60 365 | Transport equipment, except motor vehicles, parts and accessories | | |
| Vervoeruitrusting, uitgesonderd motorvoertuie, -onderdele en toebehore | 49 175 | 4 625 | 3 831 | 3 513 | 3 957 | 4 695 | 4 305 | Professional and scientific and measuring and controlling equipment | | |
| Professionele en wetenskaplike en meet- en kontrole-uitrusting | 524 367 | 29 829 | 31 039 | 35 814 | 43 044 | 42 577 | 49 127 | Other industries | | |
| Ander nywerhede | | | | | | | | | | |

1/ Verkope het betrekking op netto verkope (d.w.s. bruto verkope min terugsendings en ander aftrekkings) en netto bedrae gevra vir werk verrig.

1/ Sales relate to net sales (i.e. gross sales less returns, discounts and other deductions) and net charges for work done.

| Sekerere fabrieksweseubgroepe | WERKLIKE WAARDE ACTUAL VALUE | | | | SEISOENSKOMMELING UITGESKAKEL SEASONAL VARIATION ELIMINATED | | | | Certain manufacturing subgroups |
|---|---------------------------------|--------------------|----------------------|--------------------|--|--------------------|--|--------------------|---------------------------------|
| | 1979 | | 1980 | | 1979 | | 1980 | | |
| | December December | January January | December December | January January | December December | January January | December December | January January | |
| Garing, komberse, geweefde tapyte en ander tekstielstowwe | 189 023 | 155 693 | 202 016 | 187 553 | 151 896 | 197 089 | Yarn, blankets, woven carpets and other textiles | | |
| Sakke en sakkies | 5 383 | 5 305 | 8 521 | 5 794 | 5 760 | 9 252 | Bags and sacks | | |
| Breifabriek | 56 941 | 54 643 | 55 009 | 54 126 | 53 730 | 54 089 | Knitting mills | | |
| Klerasie, uitgesonderd ekoesiel | 119 554* | 127 613 | 126 316 | 138 533* | 136 924 | 135 532 | Wearing apparel, except footwear | | |
| Saag van hout uit ronde blokke | 13 005* | 6 978 | 13 492 | 13 561* | 6 985 | 13 506 | Sawmilling from the round log | | |
| Bord - gelamelleer, laaghout, partikel, ens. | 4 652 | 2 819 | 3 500 | 5 215 | 3 101 | 3 850 | Board - laminated, plywood, particle, etc. | | |
| Timmer- en skrynwerk | 2 846 | 2 163 | 2 593 | 3 054 | 2 180 | 2 614 | Carpentry and joinery | | |
| Meubels (hout en metaal) | 17 803 | 12 938 | 17 659 | 26 028 | 15 569 | 21 250 | Furniture (wood and metal) | | |
| Pulp, papier en bord | 37 405 | 27 702 | 37 971 | 37 518 | 27 785 | 38 085 | Pulp, paper and board | | |
| Ligte en swaar verpakking | 20 337 | 13 066 | 14 946 | 21 009 | 14 615 | 16 718 | Light and heavy packaging | | |
| Verf en vernis | 2 303 | 2 311 | 2 724 | 2 579 | 1 974 | 2 326 | Paints and varnishes | | |
| Glas en glasprodukte | 26 941 | 26 980 | 31 530 | 24 054 | 27 901 | 32 606 | Glass and glass products | | |
| Basiese yster- en staalhywerhede | 675 321 | 520 403 | 697 718 | 650 598 | 514 232 | 689 445 | Iron and steel basic industries | | |
| Yeterpye en buise | 67 144 | 42 034 | 78 577 | 75 105 | 43 559 | 81 427 | Steel pipes and tubes | | |
| Primêre nie-ystermetaalgoedere | 49 953 | 33 263 | 52 056 | 51 872 | 30 601 | 47 890 | Primary non-ferrous metal products | | |
| Ander metaalgoedere | 210 170 | 205 963 | 216 546 | 212 508 | 209 312 | 200 067 | Other metal products | | |
| Elektriese nywerheidsmasjinerie | 168 500 | 156 148 | 176 416 | 174 793 | 150 142 | 169 631 | Electrical industrial machinery | | |
| Elektriese toestelle en huishoudelike goedere | 123 180 | 122 003 | 131 906 | 139 344 | 126 691 | 136 974 | Electrical appliances and houseware | | |
| Motorvoertuie | 72 796 | 52 253 | 71 052 | 78 698 | 53 157 | 72 281 | Motor vehicles | | |
| Motorvoertuigonderdele | 20 207 | 17 646 | 20 464 | 21 315 | 17 420 | 20 201 | Motor vehicle parts | | |