

LIBRARY COPY


SENTRALE STATISTIEKDIENS
CENTRAL STATISTICAL SERVICE

1992 -12- 0 8

BIBLIOTHEEK/LIBRARY
PRETORIA 001



REPUBLIEK VAN SUID-AFRIKA
REPUBLIC OF SOUTH AFRICA



SENTRALE
STATISTIEKDIENS
CENTRAL
STATISTICAL SERVICE

**STATISTICAL NEWS RELEASE
STATISTIESE NUUSBERIG**

P0351

TOURISM AND MIGRATION: SEPTEMBER 1992

TOERISME EN MIGRASIE: SEPTEMBER 1992

7 DESEMBER/DECEMBER 1992

SUMMARY

The net result of immigration and emigration shows a gain of 2 682 persons for the period January 1992 to September 1992, compared with a gain of 6 478 persons for the same period of 1991.

The net gain of professional, semi-professional and technical occupations was 30 persons during September 1992, compared with a gain of 112 persons during September 1991.

Visitors from countries other than Africa decreased by 3,2% during September 1992 compared with September 1991.

During September 1992 the South Africans who went abroad temporary increased by 21,6% compared with September 1991.

OPSOMMING

Die netto resultaat van immigrasie en emigrasie toon 'n wins van 2 682 persone vir die tydperk Januarie 1992 tot September 1992, teenoor 'n wins van 6 478 persone vir dieselfde tydperk van 1991.

Die netto wins van professionele, semi-professionele en tegniese beroepe was 30 persone gedurende September 1992, teenoor 'n wins van 112 persone gedurende September 1991.

Besoekers uit lande anders as Afrika het gedurende September 1992 met 3,2% afgeneem teenoor September 1991.

Gedurende September 1992 het die Suid-Afrikaanse inwoners wat tydelik na die buiteland vertrek het, met 21,6% toegeneem teenoor September 1991.


 HEAD: CENTRAL STATISTICAL SERVICE
 HOOF: SENTRALE STATISTIEKDIENS

ENQUIRIES:		NAVRAE:	
PRETORIA	Tel. (012) 310-8911 Private Bag X44, Pretoria, 0001 Fax: 3108500 3108501	PRETORIA	Tel. (012) 310-8911 Private Sak X44, Pretoria, 0001 Faks: 3108500 3108501
BLOEMFONTEIN	(051) 477767	KEMPTON PARK	(011) 3943420/1
DURBAN	(031) 3053904	KIMBERLEY	(0531) 33965
CAPE TOWN/KAAPSTAD	(021) 4612098	KLERKSDORP	(018) 4624008
		NELSPRUIT	(01311) 52455/6
		PIETERSBURG	(01521) 71609
		PORT ELIZABETH	(041) 523801/2

EXPLANATORY NOTES

As from March 1970, travellers to and from Botswana, Lesotho and Swaziland (BLS countries) were included in tourist statistics for the first time. With effect from December 1980, the data on RSA, Botswana, Lesotho and Swaziland citizens (foreign visitors excluded) were not taken into account, since the collection of the basic data had been discontinued. However, as from October 1991 all travellers to and from Botswana, Lesotho and Swaziland are once again included in the tourism statistics. Data on RSA citizens visiting these countries are still excluded since the completion of the relevant source document is not required of them.

As from January 1992 the particulars of contract workers and border traffic concessions are included in the data and are shown separately in Table 1.1.1, while the detail by country of residence is furnished in Table 1.2.2.

Border traffic concession is granted to a person who crosses the border on a frequent basis. This concession is granted for a maximum period of six months after which it can be renewed if necessary.

As a result of the changed procedure in the handling of visitors from the BLS countries since October 1991, data in respect of foreign visitors is, from the the aforementioned month, no longer comparable with that of previous months. To achieve comparability it is necessary to omit the visitors from the BLS countries.

In comparing tourism information with that of previous periods from January 1992, it is necessary to omit the effect of the inclusion of contract workers and border control concessions (from all countries) on the number of foreign visitors. As from January 1992 the same applies to South African residents who depart as contract workers or with border traffic concessions.

The above-mentioned adjustments are taken into account in the analysis of the tourism data which appears in the "Summary".

VERUIDELIKENDE OPMERKINGS

Reisigers na en van Botswana, Lesotho en Swaziland (BLS-lande) is met ingang van Maart 1970 vir die eerste keer by statistieke van toeriste ingesluit. Met ingang van Desember 1980 is die gegewens ten opsigte van burgers van die RSA, Botswana, Lesotho en Swaziland (vreemde besoekers uitgesluit) buite rekening gelaat, aangesien die invordering van die basiese gegewens gestaak is. Met ingang van Oktober 1991 word alle reisigers van en na Botswana, Lesotho en Swaziland egter weer by die toerismestatistieke ingesluit. Gegewens oor RSA-burgers wat dié lande besoek, word steeds uitgesluit omdat die voltooiing van die betrokke brondokument nie van hulle verlang word nie.

Die besonderhede van kontrakwerkers en grensverkeervergunnings is vanaf Januarie 1992 by die gegewens ingesluit en word afsonderlik in Tabel 1.1.1 getoon, terwyl 'n uiteensetting volgens land van verblyf in Tabel 1.2.2 verstrek word.

Grensverkeervergunning word aan 'n persoon wat op 'n gereelde basis oor die grens beweeg toegestaan. Hierdie vergunning word vir 'n maksimum tydperk van ses maande toegestaan, waarna dit weer hernieu kan word indien nodig.

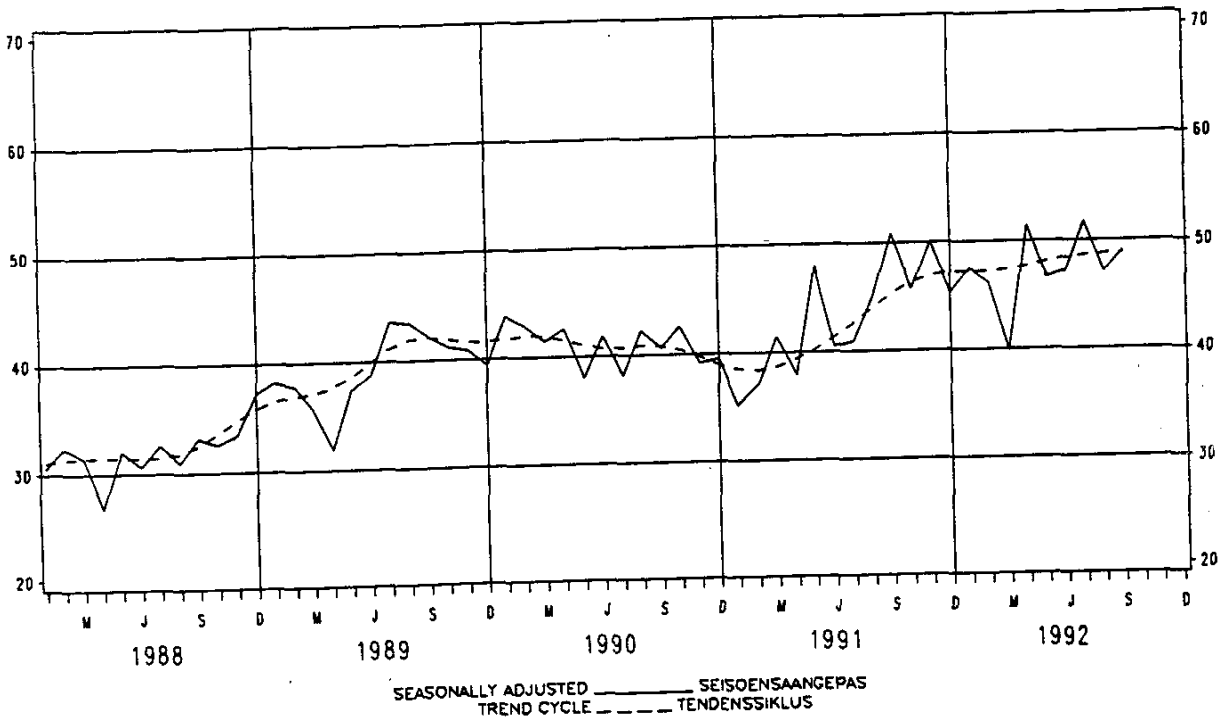
As gevolg van die gewysigde prosedure in die hantering van besoekers vanaf die BLS-lande sedert Oktober 1991 is die gegewens oor vreemde besoekers vanaf genoemde maand nie meer vergelykbaar met vorige maande nie. Om vergelykbaarheid daar te stel is dit nodig om die besoekers uit die BLS-lande buite rekening te laat.

In die vergelyking van toerismegegewens vanaf Januarie 1992, met dié van vorige tydperke is dit nodig om die effek wat die insluiting van kontrakwerkers en grensverkeervergunnings (vanaf alle lande) op die getal vreemde besoekers het, buite rekening te laat. Vanaf Januarie 1992 geld dieselfde ten opsigte van Suid-Afrikaanse inwoners wat as kontrakwerkers en met grensverkeervergunnings vertrek.

Bogenoemde aanpassings aan die toerismegegewens word in berekening gebring by die ontleding wat in die "Opsomming" verskyn.

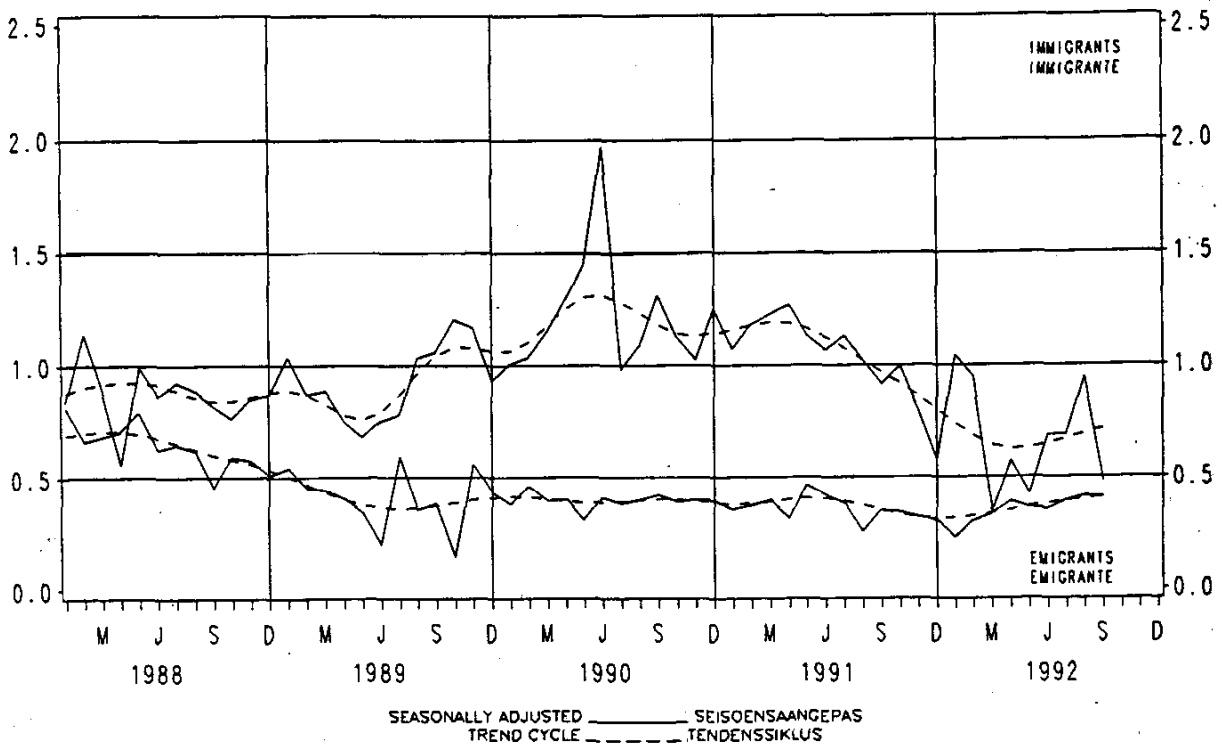
FOREIGN VISITORS : ARRIVALS
EXCLUDING AFRICA
THOUSAND

VREEMDE BESOEKERS : AANKOMS
UITGESONDERD AFRIKA
DUISEND



IMMIGRANTS AND EMIGRANTS
THOUSAND

IMMIGRANTE EN EMIGRANTE
DUISEND



1. TOURISME 1/
1.1 Aankoms en vertrek van vreemde besoekers en Suid-Afrikaanse inwoners
1.1.1 Doel van besoek

Purpose of visit	September		Jan. - Sep.		Jaar - Jaar		Doel van besoek
	1992	1991	1992	1991	1991	1991	
(a) ARRIVALS: GRAND TOTAL	303 652	198 589	2 642 972	1 401 815	2 375 408	2 375 408	(a) AANKOMS: GROOTTOTAAL
(i) Foreign visitors - Total	232 653	134 282	2 037 300	924 909	1 709 554	1 709 554	(i) Vreemde besoekers - Totaal
Actual data	260 554	151 174	Werklike gegewens
Seasonally adjusted	35 076	23 710	354 423	176 596	318 034	318 034	Besigheid
Business	163 102	109 261	1 387 739	731 480	1 370 835	1 370 835	Vakansie
Holiday	1 298	1 311	20 329	16 833	20 685	20 685	Studie
Study	1 252	..	10 916	Werk
Work	17 009	..	131 873	Kontrakwerkers
Contract workers	3 998	..	31 047	Grensverkeervergunning
Border traffic concession	10 918	..	100 973	Transito
Transit	70 999	64 307	605 672	476 906	665 854	665 854	(ii) Terugkerende Suid-Afrikaanse inwoners
(ii) South African residents returning	298 886	203 624	2 555 390	1 408 767	2 389 761	2 389 761	(b) VERTREK: GROOTTOTAAL
(b) DEPARTURES: GRAND TOTAL	222 529	140 838	1 976 390	942 951	1 712 677	1 712 677	(i) Vreemde besoekers - Totaal
(i) Foreign visitors - Total	76 357	62 786	579 000	465 816	677 084	677 084	(ii) Suid-Afrikaanse inwoners wat tydelik vertrek - Totaal
(ii) South African residents departing temporarily	20 490	19 290	149 102	134 358	179 899	179 899	Besigheid
Total	53 384	42 757	412 341	326 939	491 708	491 708	Vakansie
Business	949	739	5 654	4 519	5 476	5 476	Studie
Holiday	1 398	..	10 781	Werk
Study	4	..	135	Kontrakwerkers
Work	7	..	77	Grensverkeervergunning
Contract workers	125	..	910	Transito
Border traffic concession
Transit

1. TOURISME 1/
1.1 Aankoms en vertrek van vreemde besoekers en Suid-Afrikaanse inwoners
1.1.2 Wyse van reis

Arrivals and departures	Mode of travel - Wyse van reis						Aankoms en vertrek
	Total	September		1992		Sea-See	
		Air-Lug	Rail-Spoor	Road-Pad	Sea-See		
(a) ARRIVALS: GRAND TOTAL	303 652	95 135	234	207 276	1 007	1 007	(a) AANKOMS: GROOTTOTAAL
(i) Foreign visitors	232 653	43 835	171	187 861	786	786	(i) Vreemde besoekers
(ii) South African residents	70 999	51 300	63	19 415	221	221	(ii) Suid-Afrikaanse inwoners
(b) DEPARTURES: GRAND TOTAL	298 886	97 694	178	200 293	721	721	(b) VERTREK: GROOTTOTAAL
(i) Foreign visitors	222 529	43 640	149	178 294	446	446	(i) Vreemde besoekers
(ii) South African residents	76 357	54 054	29	21 999	275	275	(ii) Suid-Afrikaanse inwoners

Not applicable/Nie van toepassing nie
/ please see explanatory notes / Kyk asseblief verduidelikende opmerkings

1. TOERISME 1/
1.2 Vreemde besoekers
1.2.1 Aankoms volgens land van verblyf
en wyse van reis

1. TOURISM 1/
1.2 Foreign visitors
1.2.1 Arrivals by country of residence
and mode of travel

Country	Foreign visitors - Vreemde besoekers												Land
	September		Mode of travel - Wyse van reis						Jan. - Sep.		1991	1992	
	1991	1992	Air Lug	Rail Spoor	Road Pad	Sea See	1991	1992					
GRAND TOTAL	134 282	232 653	43 835	171	187 861	786	924 909	2 037 300	GROOTTOTAAL				
AFRIKA: 1/ Botswana	92 342	192 068	12 472	136	179 422	38	582 005	1 645 971	AFRIKA: 1/ Botswana				
Egypt	12 033	23 718	1 322	16	22 380	..	67 785	169 854	Egipte				
Kenya	25	53	37	..	16	..	185	320	Kenia				
Lesotho	425	386	322	..	63	..	2 217	4 544	Lesotho				
Malawi	3 564	76 342	395	5	75 942	..	30 334	626 642	Malawi				
Mauritius	2 610	2 022	817	..	1 205	..	19 399	18 059	Mauritius				
Mozambique	401	375	328	..	46	..	4 286	4 464	Mosambiek				
Namibia	2 916	7 256	1 540	..	5 713	2	24 800	62 968	Namibie				
Reunion	16 124	13 047	2 128	8	10 894	17	88 292	129 780	Reunioon				
Seychelles	59	51	48	..	2	1	699	1 009	Seychelle				
Swaziland	31	34	31	..	3	..	322	309	Swaziland				
Zaire	7 640	33 121	555	7	32 559	..	50 415	302 638	Zaire				
Zambia	775	518	484	..	54	..	6 037	4 890	Zambia				
Zimbabwe	1 796	2 166	889	3	1 274	..	14 456	18 121	Zimbabwe				
Other	41 149	30 353	2 336	95	27 920	..	255 388	277 840	Ander				
	2 794	2 626	1 260	1	1 351	14	17 390	24 533					
ASIA:	5 602	5 273	4 001	1	1 053	218	40 967	49 668	ASIE:				
Cyprus	65	44	41	..	3	..	630	589	Ciprus				
Hong Kong	233	296	274	..	22	..	2 679	3 529	Hongkong				
India	462	419	272	..	127	20	3 066	4 085	Indie				
Israel	1 488	1 140	995	..	144	..	9 890	8 748	Israel				
Japan	790	737	613	..	45	79	5 198	6 652	Japan				
Korea	97	74	61	..	12	..	924	867	Korea				
Pakistan	162	181	86	..	84	11	820	1 362	Pakistan				
Philippines	126	232	124	..	36	72	1 674	2 007	Filippyne				
Republic of China	1 682	1 097	822	..	269	6	12 620	13 374	Republiek van Sjina				
Singapore	63	129	118	..	11	..	699	1 172	Singapoer				
Other	434	924	595	1	300	28	2 767	7 283	Ander				
AMERICAS:	5 836	5 591	4 807	3	774	7	46 418	53 742	AMERIKAS:				
Argentina	120	76	70	..	6	..	1 002	1 302	Argentinite				
Brazil	361	267	227	..	39	..	2 559	2 399	Brasillie				
Canada	730	667	564	..	102	1	7 545	8 524	Kanada				
Chili	138	79	78	..	1	..	755	601	Chilli				
Columbia	23	13	4	..	9	..	141	141	Columbia				
Mexico	31	20	20	156	195	Mexico				
Paraguay	13	6	5	149	108	Paraguay				
Peru	28	11	8	..	3	..	107	221	Peru				
Uruguay	15	20	20	160	233	Uruguay				
USA	4 279	4 355	3 762	1	587	5	33 298	39 073	USA				
Venezuela	36	11	11	150	133	Venezuela				
Other	62	66	38	2	26	..	396	812	Ander				

1/ Please see explanatory notes / Kyk asseblief verduidelikende opmerkings

1. TOERISME
 1.2 Vreemde besoekers
 1.2.1 Aankoms volgens land van verblyf
 en wyse van reis (afgesluit)

1. TOURISM
 1.2 Foreign visitors
 1.2.1 Arrivals by country of residence
 and mode of travel (concluded)

Country	Foreign visitors - Vreemde besoekers																
	September						September						Sep.				
	1991			1992			1991			1992							
	Mode of travel		Wyse van reis	Mode of travel		Wyse van reis	Mode of travel		Wyse van reis	Mode of travel		Wyse van reis					
Air Lug	Rail Spoor	Road Pad		Sea See	Air Lug		Rail Spoor	Road Pad		Sea See	Air Lug		Rail Spoor	Road Pad	Sea See		
EUROPE:	28 575	28 024	21 242	23	6 241	518	241 444	269 978	EUROPA:	28 575	28 024	21 242	23	6 241	518	241 444	269 978
Austria	897	885	684	1	200	..	6 960	7 960	Oostenryk	897	885	684	1	200	..	6 960	7 960
Belgium	915	762	621	..	139	..	6 908	7 682	Belgie	915	762	621	..	139	..	6 908	7 682
Bulgaria	107	105	73	..	26	..	569	582	Bulgarye	107	105	73	..	26	..	569	582
Czechoslovakia	52	69	57	..	11	..	394	..	Tsjeggo-Slowakye	52	69	57	..	11	..	394	..
Denmark	198	199	140	..	52	..	1 561	2 162	Denemarke	198	199	140	..	52	..	1 561	2 162
Finland	83	116	86	..	29	..	906	1 696	Finland	83	116	86	..	29	..	906	1 696
France	1 646	1 334	1 031	1	300	..	14 879	18 020	Frankryk	1 646	1 334	1 031	1	300	..	14 879	18 020
Germany	6 842	7 096	4 994	2	2 075	25	57 113	58 800	Duitsland	6 842	7 096	4 994	2	2 075	25	57 113	58 800
Greece	283	377	312	..	34	31	2 837	3 165	Griekeland	283	377	312	..	34	31	2 837	3 165
Hungary	74	54	46	..	8	..	474	426	Hongarye	74	54	46	..	8	..	474	426
Ireland	382	339	232	..	107	..	2 877	3 539	Ierland	382	339	232	..	107	..	2 877	3 539
Italy	1 268	1 096	918	..	175	..	11 576	15 050	Italië	1 268	1 096	918	..	175	..	11 576	15 050
Luxembourg	68	40	20	..	20	..	432	570	Luxemburg	68	40	20	..	20	..	432	570
Netherlands	1 780	1 476	1 190	..	285	..	11 068	13 678	Nederlând	1 780	1 476	1 190	..	285	..	11 068	13 678
Norway	83	166	105	..	45	16	1 128	1 669	Noorwee	83	166	105	..	45	16	1 128	1 669
Poland	203	98	81	..	9	8	2 209	3 118	Pole	203	98	81	..	9	8	2 209	3 118
Portugal	529	366	273	..	89	4	4 638	3 759	Portugal	529	366	273	..	89	4	4 638	3 759
Roumania	63	86	19	..	66	..	300	1 027	Roemenie	63	86	19	..	66	..	300	1 027
Russia	206	635	241	..	38	356	743	2 281	Ruslând	206	635	241	..	38	356	743	2 281
Spain	600	323	273	..	46	..	3 769	3 440	Spanje	600	323	273	..	46	..	3 769	3 440
Sweden	254	345	234	..	100	11	2 083	3 081	Swede	254	345	234	..	100	11	2 083	3 081
Switzerland	1 502	1 432	1 138	..	294	..	11 489	13 260	Switserlând	1 502	1 432	1 138	..	294	..	11 489	13 260
UK	10 300	10 307	8 254	18	1 995	40	94 782	102 958	VK	10 300	10 307	8 254	18	1 995	40	94 782	102 958
Yugostavia	148	157	126	..	31	..	866	1 412	Joego-Slawie	148	157	126	..	31	..	866	1 412
Other	82	161	94	..	67	..	883	1 483	Ander	82	161	94	..	67	..	883	1 483
OCEANIA:	1 863	1 686	1 308	8	366	4	12 756	16 939	OSEANIE:	1 863	1 686	1 308	8	366	4	12 756	16 939
Australia	1 445	1 377	1 121	6	249	1	10 130	13 029	Australië	1 445	1 377	1 121	6	249	1	10 130	13 029
New Zealand	398	296	177	2	114	3	2 552	3 818	Nieu-Seelând	398	296	177	2	114	3	2 552	3 818
Other	20	13	10	..	3	..	74	92	Ander	20	13	10	..	3	..	74	92
UNSPECIFIED	64	11	5	..	5	1	1 319	1 002	ONGESPESIFISEERD	64	11	5	..	5	1	1 319	1 002

1. TOURISM 1/
1.2 Foreign visitors
1.2.2 Arrivals by country of residence
and purpose of visit

1. TOERISME 1/
1.2 Vreemde besoekers
1.2.2 Aankoms volgens land van verblyf
en doel van besoek

Country	September		Foreign visitors - Vreemde besoekers										GROOTTOTAAL		
	1991		1992		Purpose of visit (September 1992) - Doel van besoek (September 1992)										
	1991	1992	Business Besigheid	Holiday Vakansie	Study Studie	Work Werk	Transit Transito	Contract worker Kontrakwerker	Border traffic Grensverkeer	Land					
GRAND TOTAL	134 282	232 653	35 076	163 102	1 298	1 252	10 918	17 009	3 998						
AFRICA:															
Botswana	92 342	192 068	29 032	134 010	994	293	6 816	16 994	3 929	AFRIKA:					
Egypt	12 033	23 718	3 461	17 546	223	24	744	1 690	30	Botswana					
Kenya	25	53	18	32	3	Egipte					
Lesotho	3 564	76 342	119	204	61	Kenia					
Malawi	2 610	2 022	12 787	48 100	106	24	1 172	10 353	3 800	Lesotho					
Mauritius	401	375	443	1 418	16	9	136	Malawi					
Mozambique	2 916	7 256	90	1 418	16	2	39	Mauritius					
Namibia	16 124	13 047	1 131	1 898	31	27	232	3 929	8	Mosambiek					
Reunion	59	51	2 389	8 196	154	15	2 288	2	3	Namibia					
Seychelles	31	34	4	42	3	2	Reunion					
Swaziland	7 640	33 121	1	29	1	..	3	Seychelle					
Zaire	1 795	518	4 678	25 938	183	11	1 222	1 016	73	Swaziland					
Zambia	1 795	2 166	135	357	7	6	13	Zaire					
Zimbabwe	41 149	30 353	676	1 305	57	8	120	Zambia					
Other	2 794	2 626	2 610	27 039	182	140	378	..	4	Zimbabwe					
			490	1 665	28	23	405	4	11	Ander					
ASIA:										ASIE:					
Cyprus	5 602	5 273	834	3 514	36	165	706	5	13	Ciprus					
Hong Kong	85	44	11	30	3	Hongkong					
India	233	296	90	167	..	5	32	Indie					
Israel	1 488	1 140	54	300	2	9	54	Israel					
Japan	780	737	105	961	1	28	42	2	1	Japan					
Korea	97	74	176	339	5	27	169	1	..	Korea					
Pakistan	162	181	42	24	..	2	6	Pakistan					
Philippines	126	232	10	143	..	5	23	Philippyne					
Rep. of China	1 682	1 097	13	35	..	10	173	..	1	Rep. van Sjina					
Singapore	63	129	116	866	7	44	59	1	4	Singapoer					
Other	434	924	34	75	..	3	17	..	6	Ander					
AMERICAS:										AMERIKAS:					
Argentina	5 836	5 591	1004	3 785	25	196	576	2	3	Argentinië					
Brazil	120	76	7	62	6	Brazilië					
Canada	361	267	42	193	1	3	28	Kanada					
Chili	730	667	101	491	2	23	50	Chili					
Columbia	138	79	26	45	..	1	7	Kolumbia					
Mexico	23	13	2	10	Mexico					
Paraguay	31	20	..	16	1	1	2	Paraguay					
Peru	13	6	..	5	1	Peru					
Uruguay	28	11	..	7	4	Uruguay					
USA	15	20	2	15	2	VSA					
Venezuela	4 279	4 355	813	2 884	21	163	472	1	1	Venezuela					
Other	36	66	11	46	..	4	Ander					

1. TOURISM 1/
 1.2 Foreign visitors
 1.2.2 Arrivals by country of residence
 and purpose of visit (concluded)

1. TOERISME 1/
 1.2 Vreemde bezoekers
 1.2.2 Aankoms volgens
 en doel van bezoek (afgesluit)

Country	September		Purpose of visit (September 1992) - Doel van bezoek (September 1992)							Land	
	1991		Business Besigheid		Holiday Vakansie	Study Studie	Work Werk	Transit Transitie	Contract worker Kontrakwerker		Border traffic Gransverkeer
	1991	1992									
EUROPE:	28 575	28 024	4 021	20 442	230	575	2 700	8	48	EUROPA:	
Austria	897	885	89	722	..	9	64	..	1	Oostenryk	
Belgium	915	762	139	552	..	19	47	Belgie	
Bulgaria	107	105	2	84	..	4	13	1	..	Bulgarye	
Czechoslovakia	52	69	23	5	3	Tsjeggo-Slowakye	
Denmark	198	199	50	124	..	7	18	Denemarke	
Finland	83	116	32	70	..	3	10	Finland	
France	1 646	1 334	309	872	7	53	81	..	12	Frankryk	
Germany	6 842	7 096	668	5 578	47	102	691	..	10	Duitsland	
Greece	283	377	80	168	..	11	117	..	1	Griekeland	
Hungary	74	54	8	35	..	5	6	Hongarye	
Ireland	382	339	52	249	..	4	24	..	1	Ierland	
Italy	1 268	1 096	197	725	1	20	151	..	2	Italië	
Luxembourg	68	40	11	15	8	..	5	1	..	Luxemburg	
Netherlands	1 780	1 476	183	1 180	5	36	72	Nederland	
Norway	83	166	31	87	..	4	44	Noorwee	
Poland	203	98	13	59	..	5	20	Pole	
Portugal	529	366	53	257	1	13	38	1	3	Portugal	
Romania	63	86	2	18	60	2	2	2	..	Roemenie	
Russia	206	635	100	104	2	14	408	2	5	Rusland	
Spain	600	323	53	216	..	2	52	Spanje	
Sweden	254	345	100	181	..	4	51	1	4	Swede	
Switzerland	1 502	1 432	164	1 128	6	16	116	..	2	Switserland	
UK	10 300	10 307	1 618	7 781	36	217	650	..	5	VK	
Yugoslavia	148	157	11	130	..	3	11	..	1	Joego-Slawie	
Other	92	161	33	69	..	12	6	..	1	Ander	
OCEANIA:	1 863	1 686	183	1 346	13	23	116	..	5	OSEANIE:	
Australia	1 445	1 377	152	1 097	8	17	102	..	1	Australië	
New Zealand	398	296	29	240	5	6	12	..	4	Nieu-Seeland	
Other	20	13	2	9	2	Ander	
UNSPECIFIED	64	11	2	5	4	ONGESPESIFISEERD	

1. TOURISME 1/
1.3 South African residents
1.3.1 Departures by country of destination
and mode of travel

1. TOERISME 1/
1.3 Suid-Afrikaanse inwoners
1.3.1 Vertrek volgens land van bestemming
en wyse van reis

Country	South African residents - Suid-Afrikaanse inwoners												Land	
	September		Mode of travel				Wyse van reis				September			Sep.
	1991	1992	Air Lug	Rail Spoor	Road Pad	Sea See	1991	1992	1991	1992				
GRAND TOTAL	62 786	76 357	54 054	29	21 999	275	465 816	579 000	GROOTTOTAAL					
AFRICA: 1/	33 549	41 031	18 989	27	21 965	50	247 392	304 923	AFRIKA: 1/					
Botswana	4 778	3 950	1 958	24	1 968	..	33 583	33 952	Botswana					
Egypt	554	452	452	85	85	Egipte					
Kenya	1 259	2 823	658	2 873	6 092	Kenia					
Lesotho	943	861	833	..	2 719	..	9 121	19 435	Lesotho					
Malawi	3 925	3 247	3 245	..	28	..	7 132	7 065	Malawi					
Mauritius	1 605	2 708	2 036	..	1	..	26 561	26 479	Mauritius					
Mozambique	3 812	14 923	3 060	..	11 862	..	15 577	22 821	Mozambique					
Namibia	13	90	90	27 576	84 593	Namibia					
Reunion	465	420	420	200	510	Reunion					
Seychelles	4 119	3 118	711	..	2 407	..	8 698	3 796	Seychelle					
Swaziland	177	89	83	..	6	..	29 710	29 497	Swaziland					
Zaire	731	744	669	..	75	..	1 363	811	Zaire					
Zambia	10 351	5 672	3 449	3	2 220	..	4 994	5 879	Zambia					
Zimbabwe	788	1 275	1 221	..	20	34	73 308	51 054	Zimbabwe					
Other	3 940	5 253	5 237	..	16	..	6 611	11 321	Ander					
ASIA:	106	218	218	29 048	43 574	ASIE:					
Cyprus	1 114	833	833	867	1 663	Cyprus					
Hong Kong	288	536	536	6 152	6 884	Hongkong					
India	1 162	1 206	1 206	1 818	3 073	Indie					
Israel	177	123	123	7 605	11 538	Israel					
Japan	10	28	28	890	783	Japan					
Korea	12	26	26	124	127	Korea					
Pakistan	3	11	11	109	247	Pakistan					
Philippines	706	303	303	36	130	Filippyne					
Republic of China	200	1 295	1 295	5 903	3 849	Republiek van Sjina					
Singapore	162	674	658	..	16	..	1 361	5 385	Singapoer					
Other	1 856	3 438	3 432	2	2	2	4 183	9 895	Ander					
AMERICAS:	18	24	24	15 993	32 014	AMERIKAS:					
Argentina	527	286	287	172	296	Argentinië					
Brazil	135	302	302	4 015	3 379	Brasilië					
Canada	9	27	27	1 444	2 591	Kanada					
Chili	1	2	2	121	240	Chili					
Columbia	1	16	16	15	15	Kolombia					
Mexico	1	29	29	16	58	Mexico					
Paraguay	..	3	3	33	101	Paraguay					
Peru	..	10	9	15	45	Peru					
Venezuela	1 126	2 719	2 719	1	31	Venezuela					
USA	38	18	14	2	2	..	10 032	24 934	USA					
Other	119	324	Ander					

1/ Please see explanatory notes / Kyk asseblief verduidelikende opmerkings

1. TOURISME
 1.3 Suid-Afrikaanse inwoners
 1.3.1 Vertrek volgens land van bestemming
 en wyse van reis (afgesluit)

1. TOURISM
 1.3 South African residents
 1.3.1 Departures by country of destination
 and mode of travel (concluded)

Country	South African residents - Suid-Afrikaanse inwoners											
	September		Mode of travel - Wyse van reis				Jan.		Sep.		Land	
	1991	1992	Air Lug	Rail Spoor	Road Pad	Sea See	1991	1992				
EUROPE:	22 495	25 387	25	359	15	13	167 840	187 893	EUROPA:			
Austria	351	370	2 371	3 474	Oostenryk			
Belgium	549	498	4 666	4 562	Belgie			
Bulgaria	31	24	85	361	Bulgarye			
Czechoslovakia	19	55	143	454	Tsjeggo-Slowakye			
France	1 084	1 197	1	196	..	1	8 520	8 118	Frankryk			
Germany	3 161	3 280	3	280	22 652	23 607	Duitsland			
Greece	918	1 353	1	352	8 242	8 932	Griekeland			
Hungary	17	45	160	283	Hongarye			
Italy	1 106	1 446	1	446	7 887	9 404	Italië			
Luxembourg	615	322	4 722	3 419	Luxemburg			
Netherlands	958	1 167	1	166	..	1	7 759	11 577	Nederland			
Poland	49	82	495	577	Pole			
Portugal	2 467	2 415	2	414	1	..	18 687	19 888	Portugal			
Romania	6	16	17	137	Roemenie			
Russia	9	77	101	374	Rusland			
Spain	113	209	715	2 456	Spanje			
Switzerland	1 090	966	8 624	8 432	Switserland			
LK	9 823	11 581	11	567	4	10	70 697	79 685	VK			
Yugoslavia	9	23	160	140	Joego-Slawie			
Other	120	261	1 137	2 056	Ander			
OCEANIA:	403	981	2 949	7 640	OSEANIE:			
Australia	357	921	1	1	2 627	6 872	Australië			
New Zealand	39	56	306	735	Nieu-Seeland			
Other	7	4	16	33	Ander			
UNSPECIFIED	543	267	2 604	2 956	ONGESPESIFISEERD			

2. MIGRATION
2.1 Immigrante en emigrante
2.1.1 Opsommingstabel

2. MIGRATION
2.1 Immigrants and emigrants
2.1.1 Summary table

Immigrante en emigrante	September		Jan. - Sep.		Year - Jaar	
	1992	1991	1992	1991	1992	1991
(a) IMMIGRANTS						
Actual data	572	1 081	5 952	9 848	12 379	
Seasonally adjusted data	478	911
(1) Persons who arrived as approved immigrants	282	384	2 644	3 391	4 202	
(11) Persons who after arrival as visitors were approved as immigrants	290	697	3 308	6 457	8 177	
(b) EMIGRANTS						
Actual data	403	399	3 270	3 370	4 256	
Seasonally adjusted data	408	347
(c) NET GAIN/LOSS	+169	+742	+2 682	+6 478	+8 123	

2. MIGRASIE
2.1 Immigrante en emigrante
2.1.2 Wyse van reis

2. MIGRATION
2.1 Immigrants and emigrants
2.1.2 Mode of travel

Immigrante en emigrante	Total	Mode of travel - Wyse van reis		
		Air-Lug	Rail-Spoor	Road-Pad Sea-See
(a) Immigrants 1/	282	281	..	1
(b) Emigrants	403	396	..	7

.. Not applicable/Nie van toepassing nie
1/ Persons who arrived as approved immigrants/persons who arrived as approved immigrants

2. MIGRANTIE
2.2 Migrante volgens beroepe
2.2.1 Immigrante

Occupations	September		Jan. -		Sep.		Year - Jaar		Beroepe
	1992	1991	1992	1991	1992	1991	1992	1991	
GRAND TOTAL	572	1 081	5 952	9 848	12 379				
TOTAL - ECONOMICALLY ACTIVE	294	526	2 838	4 807	6 040				
Professional, semi-professional and technical occupations - Total	109	186	1 058	1 449	1 834				
Engineers and related technologists	38	46	284	388	498				
Industrial/Production	2	2	5	5	8				
Chemical	..	16	70	94	118				
Electrical and related	1	..	5	1	1				
Agricultural	10	..	48	42	57				
Mechanical	3	6	7				
Metallurgical	41	43	60				
Mining	1	1	2				
Civil and related	7	3	28	36	51				
Engineers n.e.c.	9	23	79	150	182				
Medical practitioner	16	18	210	158	218				
Medical specialist	..	2	9	8	11				
Dental professions	1	3	11	12	14				
Education and related occupations	8	20	140	175	207				
Accountant and related accounting occupations	6	11	45	87	105				
Other	40	66	359	623	781				
Managerial, executive and administrative occupations	38	67	354	609	782				
Clerical and sales occupations	67	133	770	1 264	1 573				
Transport, delivery and communications occupations	9	6	44	72	84				
Service occupations	9	22	117	185	246				
Farming and related occupations	..	8	15	57	67				
Artisans, apprentice and related occupations	40	73	282	647	787				
Production foreman and supervisor, miner and quarry worker, operator, production and related worker	8	19	81	173	218				
Occupation unspecified and n.e.c.	14	32	117	351	449				
TOTAL - NOT ECONOMICALLY ACTIVE	278	555	3 114	5 041	6 339				
House-keeping	142	238	1 374	1 937	2 508				
Child - not scholar	31	78	385	847	1 007				
Scholar/Student	84	182	1 144	1 769	2 192				
Labour disabled	1	56	58				
Pensioner	21	53	209	421	559				
Not economically active n.e.c.	..	4	1	11	15				

2. MIGRASIE
2.2 Migrante volgens beroepe
2.2.2 Emigrante

2. MIGRATION
2.2 Migrants by occupations
2.2.2 Emigrants

Occupations	September		Jan. - Sep.		Year - Jaar		Beroepe
	1992	1991	1992	1991	1991	1991	
GRAND TOTAL	403	339	3 270	3 370	4 256	2 008	GRÓTTOTAAL
TOTAL - ECONOMICALLY ACTIVE	187	160	1 583	1 590			TOTAAL - EKONOMIES BEDRYWIG
Professional, semi-professional and technical occupations - Total	79	54	689	633	803		Professionele, semi-professionele en tegniese beroepe - Totaal
Engineers and related technologists	20	15	188	181	210		Ingenieurs- en verwante tegnoloe Bedryf/Produksie
Industrial/Production	1	1	4	4	4		Chemies
Chemical	2	4	20	26	34		Elektries en verwant
Electrical and related	1	1	20	9	11		Landbou
Agricultural	1	2	20	1	1		Meganies/Werktuigkundig
Mechanical	1	1	1	1	1		Metallurgies
Metallurgical	1	2	83	20	28		Mynbou
Mining	10	1	12	31	37		Siviel en verwant
Civil and related	5	6	49	90	95		Ingenieurs n.e.g.
Engineers n.e.c.	4	2	21	15	21		Mediese praktisyn
Medical practitioner	1	1	7	2	2		Mediese spesialis
Dental professions	1	1	6	3	4		Tandheelkundige beroepe
Education and related occupations	16	8	118	101	141		Onderwys- en verwante beroepe
Accountant and related accounting occupations	3	3	46	51	70		Rekenmeester- en verwante rekeningkundige beroepe
Other	35	25	303	280	355		Ander
Managerial, executive and administrative occupations	18	22	184	177	221		Bestuurs-, uitvoerende en administratiewe beroepe
Clerical and sales occupations	39	45	404	422	531		Klerklike en verkoopsberoepe
Transport, delivery and communications occupations	1	1	6	4	9		Vervoer-, aflewering- en kommunikasieberoepe
Service occupations	13	4	33	38	55		Dienberoepe
Farming and related occupations	2	1	15	5	8		Boerdery- en verwante beroepe
Artisans, apprentice and related occupations	28	24	189	230	281		Ambagsman-, vakleerling- en verwante beroepe
Production foreman and supervisor, miner and quarry worker, operator, production and related worker	3	5	26	41	55		Produkstevoorman en -toesighouer, myn- en steengroefwerker, operateur, produksie- en verwante werker
Occupation unspecified and n.e.c.	5	6	37	40	45		Beroep ongespesifiseerd en n.e.g.
TOTAL - NOT ECONOMICALLY ACTIVE	218	179	1 687	1 780	2 248		TOTAAL - NIE-EKONOMIES BEDRYWIG
House-keeping	111	97	843	812	1 034		Tuisteskepper
Child - not scholar	12	14	88	281	316		Kind - nie-skolier
Scholar/Student	42	41	423	431	549		Skolier/Student
Labour disabled	1	5	1	5	5		Arbeidsongeskikte
Pensioner	51	22	332	251	344		Pensionaris
Not economically active n.e.c.	1	1	1	1	1		Nie-ekonomies bedrywig n.e.g.

2. MIGRATION

2.3 Immigrants by country of previous permanent residence and emigrants by country of destination and citizenship

2.3 Immigrante volgens land van vorige permanente verblyf en emigrante volgens land van bestemming en burgerskap

Country	Migration - Migrasie						Land				
	Immigrants Immigrante			Emigrants Emigrante							
	Sep. 1992	Jan. 1991	Sep. 1992	Sep. 1992	Jan. 1991	Sep. 1992					
GRAND TOTAL	572	9 848	5 952	403	3 370	3 270	403	3 370	3 270	3 270	GROOTTOTAAL
AFRICA:											AFRIKA:
Botswana	30	1 633	762	12	158	107	154	1 499	1 300	1 300	Botswana
Kenya	1	34	22	..	8	7	1	1	Kenya
Lesotho	..	14	13	1	Lesotho
Madeira Islands	..	113	92	Madeira Eilande
Malawi	6	180	27	..	3	..	1	..	3	3	Malawi
Mauritius	1	110	43	1	6	3	..	7	5	5	Mauritius
Mozambique	4	71	45	..	7	9	..	2	Mosambiek
Namibia	1	54	24	3	4	3	..	4	2	2	Namibie
RSA	1	18	23	1	17	15	152	1 424	1 248	1 248	RSA
Swaziland	..	86	42	..	1	3	Swaziland
Zaire	9	33	82	Zaire
Zambia	1	122	47	Zambie
Zimbabwe	2	719	235	5	111	61	1	62	37	37	Zimbabwe
Other	2	79	67	2	1	5	4	4	Ander
ASIA:											ASIE:
Cyprus	173	2 977	2 245	12	49	66	5	22	28	28	Cyprus
Hong Kong	..	33	11	..	3	1	Hongkong
India	46	191	571	4	2	9	2	2	Indie
Israel	23	390	195	2	..	3	1	..	2	2	Israel
Japan	..	475	294	6	35	40	4	13	19	19	Japan
Korea	1	9	10	2	Korea
Pakistan	1	35	17	Pakistan
Republic of China	5	39	61	Republiek van Sjina
Turkey	65	1 661	847	..	2	1	..	2	1	1	Turkye
Other	1	40	28	2	2	2	Ander
AMERICAS:											AMERIKAS:
Argentina	19	553	301	37	454	485	3	55	77	77	Argentinië
Brazil	..	99	44	1	..	1	Brasilië
Canada	..	57	40	..	1	Kanada
Chile	2	55	54	22	211	245	2	19	31	31	Chili
Colombia	..	13	7	..	7	1	..	3	Kolumbia
Mexico	..	2	Mexiko
Paraguay	1	12	3	1	Paraguay
Peru	4	16	8	..	2	Peru
Uruguay	..	4	2	Uruguay
Venezuela	..	39	6	..	1	Venezuela
USA	11	246	127	15	232	237	1	32	46	46	VSA
Other	1	10	7	Ander

2. MIGRATION
 2.3 Immigrants by country of previous permanent residence and emigrants by country of destination and citizenship (concluded)

2. MIGRASIE
 2.3 Immigrante volgens land van vorige permanente verblijf en emigrante volgens land van bestemming en burgerskap (afgesluit)

Country	Migration - Migrasie										Land
	Immigrants Immigrante					Emigrants Emigrante					
	Sep. 1992	Jan. 1991	Sep. 1992	Jan. 1991	Sep. 1992	Jan. 1991	Sep. 1992	Jan. 1991	Sep. 1992	Jan. 1991	
EUROPE:	341	4 535	2 569	277	1 945	2 031	238	1 730	1 787	EUROPA:	
Austria	..	82	29	3	32	19	3	25	19	Oostenryk	
Belgium	..	77	40	7	40	41	5	41	30	Belgie	
Bulgaria	22	114	166	Bulgarye	
Czechoslovakia	1	47	47	Tsjeggo-Slowakye	
Denmark	..	10	6	1	5	4	1	4	6	Denemarke	
Finland	3	3	4	Finland	
France	1	84	47	1	38	25	3	15	21	Frankryk	
Germany	22	483	219	13	123	74	6	84	53	Duitsland	
Greece	..	62	8	..	5	12	..	4	5	Griekeland	
Hungary	..	56	12	1	5	1	..	3	..	Hongarye	
Ireland	4	80	26	6	18	47	5	32	56	Ierland	
Italy	5	64	52	1	28	26	3	35	29	Italië	
Luxembourg	..	2	4	Luxemburg	
Netherlands	1	117	44	..	85	74	..	73	64	Nederland	
Norway	..	6	5	..	2	Noorwee	
Poland	35	409	192	..	5	12	..	Pole	
Portugal	38	618	211	11	35	56	12	35	45	Portugal	
Spain	1	22	18	1	18	16	..	14	..	Spanje	
Sweden	3	11	6	6	4	9	2	1	2	Swede	
Switzerland	10	76	46	..	22	32	..	15	19	Switserland	
UK	112	1 964	990	195	1 462	1 555	168	1 329	1 405	VK	
Yugoslavia	46	104	221	3	3	Joego-Slawie	
Other	35	44	180	31	10	35	30	..	30	Ander	
OCEANIA:	9	150	70	65	764	580	3	64	78	OSEANIE:	
Australia	8	95	46	55	725	514	2	48	73	Australië	
New Zealand	1	54	23	9	39	65	1	16	5	Nieu-Seeland	
Other	..	1	1	1	..	1	Ander	
UNSPECIFIED	5	1	ONGESPESIFISEERD	