



LIBRARY COPY



REPUBLIEK VAN SUID-AFRIKA  
REPUBLIC OF SOUTH AFRICA



SENTRALE  
STATISTIEKDIENS  
CENTRAL  
STATISTICAL SERVICE

**STATISTIESE NUUSBERIG  
STATISTICAL NEWS RELEASE**

P0351

TOERISME EN MIGRASIE: SEPTEMBER 1991

TOURISM AND MIGRATION: SEPTEMBER 1991

30 JANUARIE/JANUARY 1992

**SUMMARY**

The net result of immigration and emigration shows a gain of 6 478 persons for the period January 1991 to September 1991 compared with a gain of 7 345 persons for the same period last year.

During January 1991 to September 1991, 924 909 foreign visitors arrived in the RSA which shows an increase of 25,7% against the same period of the previous year.

The majority of visitors from a single country during September 1991 were from Zimbabwe, namely 30,6% of the total.

**OPSOMMING**

Die netto resultaat van immigrasie en emigrasie toon 'n wins van 6 478 persone vir die tydperk Januarie 1991 tot September 1991 teenoor 'n wins van 7 345 persone vir dieselfde tydperk verlede jaar.

Gedurende Januarie 1991 tot September 1991 het 924 909 vreemde besoekers in die RSA aangekom, wat 'n toename van 25,7% teenoor dieselfde tydperk van verlede jaar toon.

Die meeste besoekers uit 'n enkele land gedurende September 1991 was uit Zimbabwe, naamlik 30,6% van die totaal.

*Swalanga*  
 HEAD: CENTRAL STATISTICAL SERVICE  
 HOOF: SENTRALE STATISTIEKDIENS

ENQUIRIES:		NAVRAE:	
PRETORIA	Tel. (012) 310-8911 Private Bag X44, Pretoria, 0001 Fax: 3108500 3108501	PRETORIA	Tel. (012) 310-8911 Private Sak X44, Pretoria, 0001 Faks: 3108500 3108501
BLOEMFONTEIN	(051) 477767	KEMPTON PARK	(011) 3943420/1
DURBAN	(031) 3053904	KIMBERLEY	(0531) 33965
CAPE TOWN/KAAPSTAD	(021) 4612098	KLERKSDORP	(018) 4624008
		NELSPRUIT	(01311) 52455/6
		PIETERSBURG	(01521) 71609
		PORT ELIZABETH	(041) 523801/2

## EXPLANATORY NOTES

## TABLES 2.2.1 AND 2.2.2

1. As from 1 January 1987 occupations are classified according to the Standard Classification of Occupations, First Edition, 1986.
2. Comparable data for 1986 and previous years are consequently not available for the following occupations:
  - Agricultural engineer
  - Industrial/production engineer
  - Medical specialist
  - Artisan, apprentice and related occupations
- 2.1 Agricultural and industrial/production engineer were previously included in the occupation "engineer, not elsewhere classified".
- 2.2 Medical specialist was previously included in the occupation "medical practitioner".
- 2.3 Artisan, apprentice and related occupations were previously classified with subgroup "production foreman and supervisor, miner and quarry worker, operator, production and related worker".

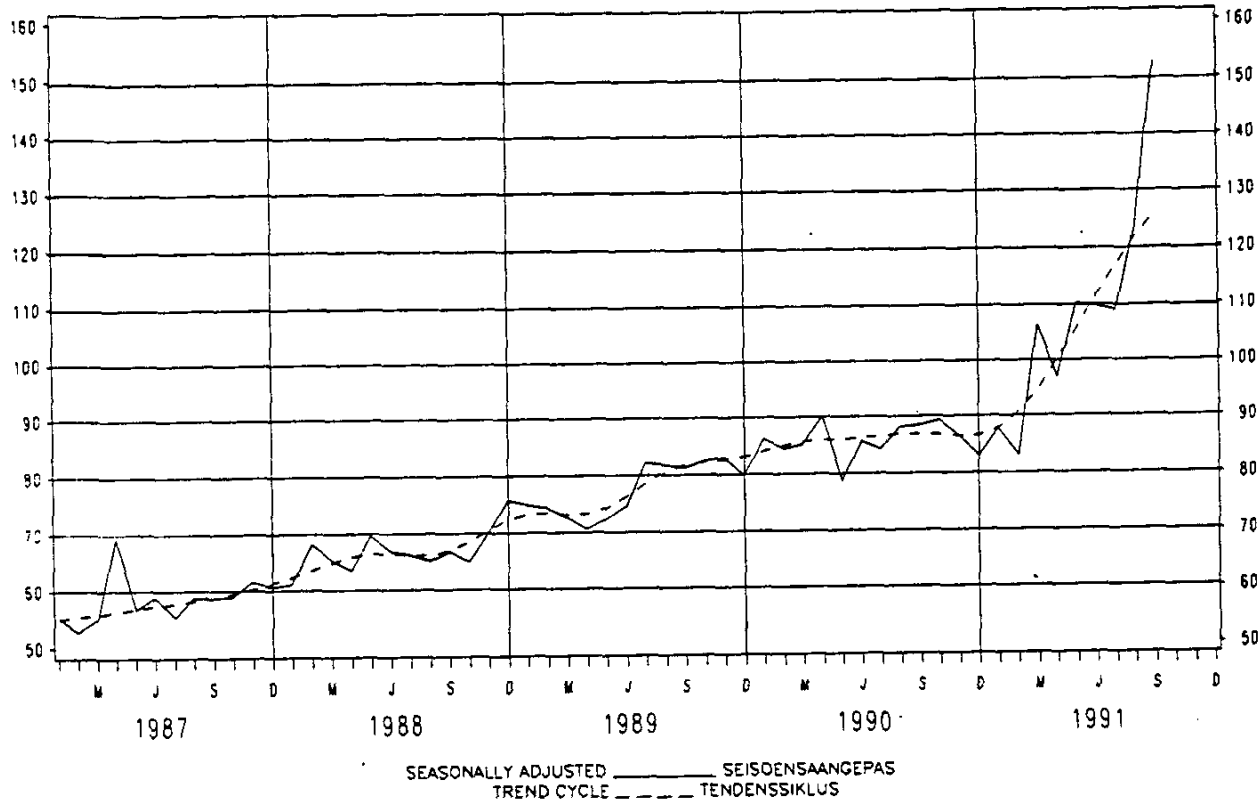
## VERDUIDELIKENDE OPMERKINGS

## TABELLE 2.2.1 EN 2:2.2

1. Vanaf 1 Januarie 1987 word beroepe geklassifiseer volgens die standaardberoepsklassifikasie, Eerste uitgawe, 1986.
2. Vergelykbare gegewens vir 1986 en vroeër jare is gevolglik nie beskikbaar vir die volgende beroepe nie:
  - Landbou-ingenieur
  - Bedryfs-/produksie ingenieur
  - Mediese spesialis
  - Ambagsman-, vakleerling- en verwante beroepe
- 2.1 Landbou- en bedryf/produksie-ingenieur is voorheen by die beroep "ingenieur, nie elders geklassifiseer", ingedeel.
- 2.2 Mediese spesialis is voorheen by die beroep "mediese praktisyn" ingedeel.
- 2.3 Ambagsman-, vakleerling- en verwante beroepe is voorheen by subgroep "produksievoorman en -toesighouer, myn- en steengroefwerker, operateur, produksie- en verwante werker" geklassifiseer.

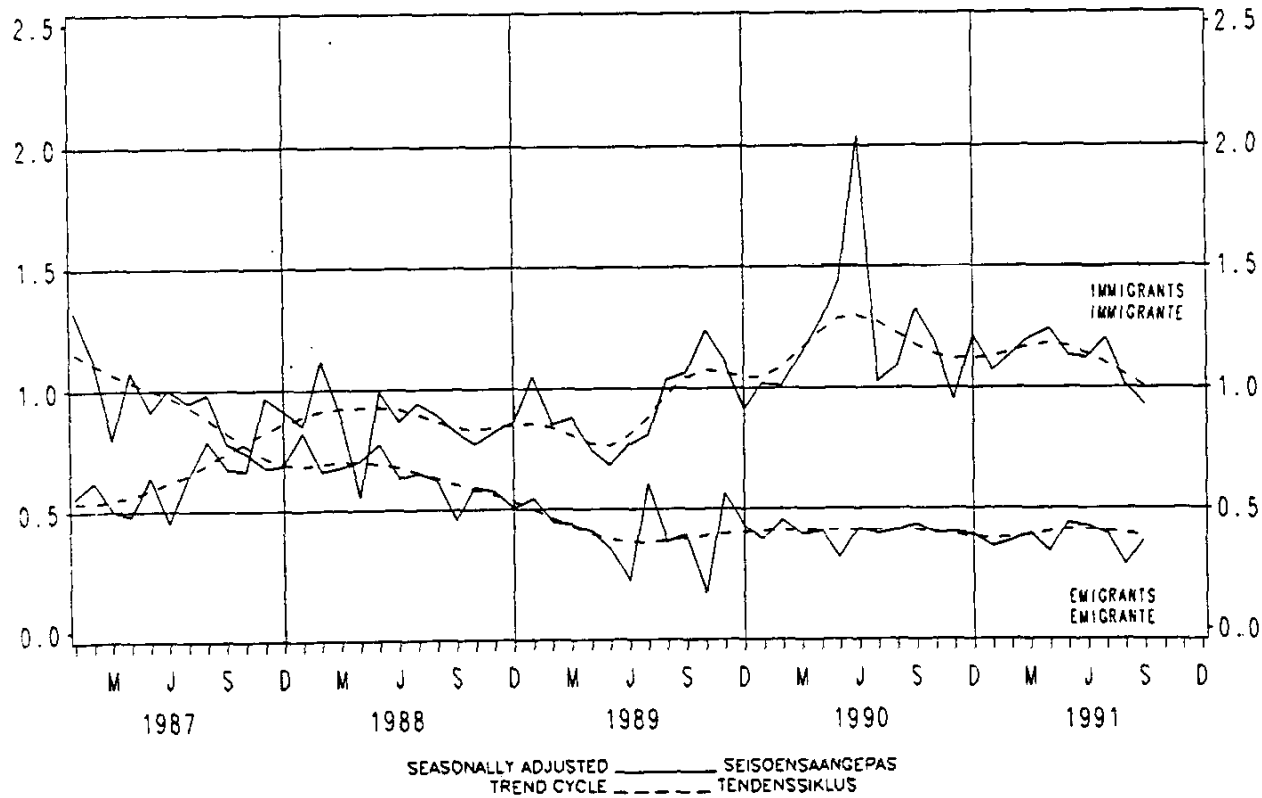
FOREIGN VISITORS : ARRIVALS  
THOUSAND

VREEMDE BESOEKERS : AANKOMS  
DUISEND



IMMIGRANTS AND EMIGRANTS  
THOUSAND

IMMIGRANTE EN EMIGRANTE  
DUISEND



1. TOURISM	1.1 Aankoms en vertrek van vreemde besoekers en Suid-Afrikaanse inwoners		1.1.1 Doel van besoek	
	1991	1990	1991	1990
1.1.1.1	198 589	137 123	1 401 815	1 212 617
(a) ARRIVALS: GRAND TOTAL	134 282	77 519	924 909	735 930
(i) Foreign visitors - Total	152 712	88 510	176 596	146 184
. Actual data	23 710	15 998	731 480	576 458
. Seasonally adjusted data	109 261	60 453	16 833	13 288
. Business	1 311	1 068	476 906	613 076
. Holiday, including persons in transit	64 307	59 604		
. Study				
(ii) South African residents returning	203 624	140 346	1 408 767	1 230 780
(b) DEPARTURES: GRAND TOTAL	140 838	78 852	942 951	761 938
(i) Foreign visitors - Total	62 786	61 494	465 816	468 842
(ii) South African residents departing temporarily -	19 290	16 906	134 358	125 767
. Total	42 757	43 769	326 939	338 605
. Business	739	819	4 519	4 470
. Holiday				
. Study				

1. TOURISM	1.1 Aankoms en vertrek van vreemde besoekers en Suid-Afrikaanse inwoners		1.1.2 Wyse van reis	
	1991	1990	1991	1990
1.1.1.1	198 589	137 123	1 401 815	1 212 617
(a) ARRIVALS:	134 282	77 519	924 909	735 930
(i) Foreign visitors	152 712	88 510	176 596	146 184
(ii) South African residents	109 261	60 453	731 480	576 458
(b) DEPARTURES:	140 838	78 852	942 951	761 938
(i) Foreign visitors	62 786	61 494	465 816	468 842
(ii) South African residents	19 290	16 906	134 358	125 767
(i) Vreemde besoekers	42 757	43 769	326 939	338 605
(ii) Suid-Afrikaanse inwoners	739	819	4 519	4 470

1. TOURISM	1.1 Aankoms en vertrek van vreemde besoekers en Suid-Afrikaanse inwoners		1.1.2 Wyse van reis	
	1991	1990	1991	1990
1.1.1.1	198 589	137 123	1 401 815	1 212 617
(a) ARRIVALS:	134 282	77 519	924 909	735 930
(i) Foreign visitors	152 712	88 510	176 596	146 184
(ii) South African residents	109 261	60 453	731 480	576 458
(b) DEPARTURES:	140 838	78 852	942 951	761 938
(i) Foreign visitors	62 786	61 494	465 816	468 842
(ii) South African residents	19 290	16 906	134 358	125 767

.. Not applicable/Nie van toepassing nie

1. TOERISME  
 1.2 Vreemde besoekers  
 1.2.1 Aankoms volgens land van verblyf  
 en wyse van reis

1. TOURISM  
 1.2 Foreign visitors  
 1.2.1 Arrivals by country of residence  
 and mode of travel

Country	Foreign visitors - Vreemde besoekers												GROOTTOTAAL	
	September		Mode of travel - Wyse van reis				September		1990		1991			Land
			Air	Rail	Road	Sea	1991	1990	1991	1990	1991			
		Lug	Spoor	Pad	See	September	1991	1990	1991	1990	1991			
GRAND TOTAL	77 519	134 282	49 004	970	83 757	551	735 930	924 909						
AFRIKA:														
Botswana	44 391	92 342	14 456	914	76 919	53	390 893	582 005						
Kenya	6 391	12 033	1 173	1	40 859	..	52 846	67 785						
Lesotho	93	425	370	..	53	2	1 010	2 217						
Malawi	2 897	3 564	352	1	3 211	..	27 496	30 334						
Mauritius	1 844	2 610	1 100	8	1 502	..	14 080	19 399						
Mozambique	371	401	319	..	79	3	3 736	4 286						
Swaziland	1 794	2 916	1 771	4	1 141	..	17 587	24 800						
Zambia	6 435	7 640	575	3	7 062	..	56 106	50 415						
Zimbabwe	1 414	1 796	1 052	5	736	3	13 034	14 456						
Other	20 614	41 149	3 995	819	36 335	45	181 188	255 388						
	2 538	19 808	3 749	73	15 941	..	23 810	112 925						
ASIA:														
Hong-Kong	3 970	5 602	4 683	4	756	159	39 626	40 967						
India	219	233	206	..	26	1	2 304	2 679						
Israel	167	462	371	..	52	39	1 499	3 066						
Japan	988	1 488	1 278	2	207	1	10 844	9 890						
Korea	791	790	710	1	47	32	4 561	5 198						
Other	69	97	63	..	17	17	649	924						
Republic of China	1 249	1 682	1 413	..	251	18	13 599	12 620						
	487	850	642	1	156	51	6 170	6 590						
AMERICAS:														
Argentina	4 870	5 836	5 103	8	713	12	49 981	46 420						
Brazil	119	120	110	..	10	..	1 200	1 002						
Canada	247	361	352	..	8	1	2 311	2 559						
Chili	610	730	597	..	132	1	8 313	7 545						
Columbia	211	138	137	..	1	..	972	755						
Mexico	32	23	22	..	1	..	128	141						
Paraguay	21	31	31	..	..	..	168	156						
Peru	2	13	13	..	..	..	103	149						
Uruguay	5	28	22	..	6	..	101	107						
USA	31	15	15	..	..	..	241	160						
Venezuela	3 533	4 279	3 733	8	529	9	35 948	33 298						
Other	23	36	28	..	8	..	171	150						
	36	62	43	..	18	..	325	398						

1. TOERISME  
 1.2 Vreemde besoekers  
 1.2.1 Aankoms volgens land van verblyf  
 en wyse van reis (afgesluit)

1. TOURISM  
 1.2 Foreign visitors  
 1.2.1 Arrivals by country of residence  
 and mode of travel (concluded)

Country	Foreign visitors - Vreemde besoekers									
	September		Mode of travel - wyse van reis				Jan. -		Sep.	
	1990	1991	Air Lug	Rail Spoor	Road Pad	Sea See	1990	1991		
EUROPE:	22 406	28 575	23 282	34	4 939	320	238 788	241 444		
Australia	580	897	767	..	130	..	6 211	6 960		
Belgium	821	915	804	1	110	..	7 418	6 908		
Denmark	132	198	166	..	22	10	1 330	1 561		
Finland	56	83	68	..	15	..	1 080	906		
France	1 139	1 646	1 297	..	345	4	15 163	14 879		
Germany	5 951	6 842	5 169	6	1 654	13	56 939	57 112		
Greece	260	283	221	..	17	45	3 187	2 837		
Ireland	314	382	271	..	110	1	3 219	2 877		
Italy	1 123	1 268	902	..	350	16	11 362	11 576		
Luxembourg	40	68	59	..	9	..	11 367	432		
Netherlands	1 296	1 780	1 502	..	268	10	11 061	11 068		
Norway	90	83	65	..	5	13	1 007	1 128		
Portugal	449	529	463	..	54	12	6 097	4 638		
Spain	307	600	444	..	53	103	3 546	3 769		
Sweden	155	254	201	1	50	2	1 685	2 083		
Switzerland	1 088	1 502	1 354	1	146	1	12 699	11 489		
UK	8 174	10 300	8 684	23	1 531	62	92 133	94 782		
Other	431	945	845	2	70	28	4 284	6 439		
OCEANIA:	1 787	1 863	1 443	10	407	3	15 555	12 754		
Australia	1 507	1 445	1 202	6	234	3	12 791	10 130		
New Zealand	275	398	228	4	166	..	2 730	2 552		
Other	5	20	13	0	7	0	34	72		
UNSPECIFIED	95	64	37	..	23	4	1 087	1 319		

1. TOURISME  
 1.3 TOERISME  
 1.3.1 Suid-Afrikaanse inwoners  
 1.3.1 Vertrek volgens land van bestemming en wyse van reis

Country	South African residents - Suid-Afrikaanse inwoners													
	September 1990					September 1991					Land			
	Mode of travel		Wyse van reis			Mode of travel		Wyse van reis						
1990	1991	Air Lug	Rail Spoor	Road Pad	Sea See	1990	1991	Air Lug	Rail Spoor	Road Pad	Sea See	1990	1991	
GRAND TOTAL	61 494	62 786	47 381	59	15 074	272	468 842	465 816	GROOTTOTAAL					
AFRICA:														
Botswana	30 688	33 549	18 439	58	15 001	51	231 544	247 392	AFRIKA:					
Kenya	4 571	4 778	2 281	21	2 476	..	39 503	33 583	Botswana					
Lesotho	1 060	1 259	554	..	1 075	..	486	2 873	Kenia					
Malawi	837	943	917	..	26	..	10 114	9 121	Lesotho					
Mauritius	4 491	3 925	3 898	..	3	24	7 300	7 132	Malawi					
Mozambique	1 583	1 605	1 538	..	53	14	26 700	26 561	Mauritius					
Swaziland	4 334	4 119	670	..	3 448	1	11 820	15 577	Mozambiek					
Zambia	489	731	695	..	36	..	36 303	29 710	Swaziland					
Zimbabwe	11 667	10 351	3 217	32	7 102	..	4 158	4 994	Zambia					
Other	1 577	5 284	4 486	5	781	12	11 039	44 533	Zimbabwe					
ASIA:														
Hong Kong	3 963	3 940	3 937	..	1	2	31 925	29 048	ASIE:					
India	702	1 114	1 114	..	..	..	4 555	6 152	Hong-Kong					
Israel	356	288	288	..	..	..	1 820	1 818	Indie					
Japan	1 651	1 162	1 162	..	..	..	10 874	7 605	Israel					
Korea	86	177	175	..	..	2	795	890	Japan					
Republic of China	6	10	10	..	..	..	75	124	Korea					
Other	630	706	705	..	1	..	5 021	5 903	Republiek van Sjina					
AMERICAS:														
Argentina	2 093	1 856	1 847	1	5	3	17 024	15 983	AMERIKAS:					
Brazil	16	18	18	..	..	..	205	172	Argentinië					
Canada	609	527	525	..	1	..	4 278	4 015	Brasilië					
Chile	103	135	135	..	..	..	1 278	1 444	Kanada					
Colombia	8	9	9	..	..	..	194	121	Chili					
Mexico	..	1	1	..	..	..	15	15	Colombia					
Paraguay	2	1	1	..	..	..	11	16	Mexico					
Peru	..	..	..	..	..	..	38	33	Paraguay					
Venezuela	..	..	..	..	..	..	9	15	Peru					
USA	1 349	1 126	1 124	1	..	1	10 899	10 032	VSA					
Other	3	38	33	0	4	1	80	119	Ander					



1. TOURISM  
 1.3 South African residents  
 1.3.1 Departures by country of destination  
 and mode of travel (concluded)

1. TOERISME  
 1.3 Suid-Afrikaanse inwoners  
 1.3.1 Vertrek volgens land van bestemming  
 en wyse van reis (afgesluit)

Country	South African residents - Suid-Afrikaanse inwoners											
	September						September 1991					
	1990		1991		September		1991		1990		1991	
	24 056	22 495	22 404	..	59	32	181 007	167 840	..	..	..	..
EUROPE:	232	351	351	..	..	..	1 958	2 371	..	..	..	..
Austria	625	549	549	..	..	..	4 794	4 666	..	..	..	..
Belgium	1 119	1 084	1 084	..	..	..	8 134	8 520	..	..	..	..
France	3 212	3 161	3 155	..	6	..	23 512	22 652	..	..	..	..
Germany	1 448	918	917	..	..	..	10 870	8 242	..	..	..	..
Greece	1 154	1 106	1 106	..	..	..	9 101	7 887	..	..	..	..
Italy	436	615	615	..	..	..	3 668	4 722	..	..	..	..
Luxembourg	1 013	958	956	..	2	..	8 142	7 759	..	..	..	..
Netherlands	2 512	2 467	2 465	..	1	..	19 233	18 687	..	..	..	..
Portugal	102	113	113	..	..	..	672	715	..	..	..	..
Spain	1 266	1 090	1 089	..	..	..	9 609	8 624	..	..	..	..
Switzerland	10 651	9 823	9 753	..	39	31	78 996	70 697	..	..	..	..
UK	286	260	251	..	9	0	2 318	2 298	..	..	..	..
Other	300	403	395	..	8	..	3 289	2 949	..	..	..	..
OCEANIA:	288	357	357	..	..	..	2 943	2 627	..	..	..	..
Australia	12	39	38	..	1	..	343	306	..	..	..	..
New Zealand	0	7	0	..	7	..	3	16	..	..	..	..
Other	394	543	359	..	..	184	4 053	2 604	..	..	..	..
UNSPECIFIED												

2. MIGRASIE  
2.1 Immigrante en emigrante  
2.1.1 Opsommingstabel

2. MIGRATION  
2.1 Immigrants and emigrants  
2.1.1 Summary table

Immigrants and emigrants	September		Jan. - Sep.		Year - Jaar	
	1991	1990	1991	1990	1990	1990
(a) IMMIGRANTS: GRAND TOTAL						
· Actual data	1 081	1 517	9 848	10 987	14 499	
· Seasonally adjusted data	927	1 324	..	..	..	
(1) Persons who arrived as approved immigrants	384	373	3 391	3 452	4 552	
(ii) Persons who after arrival as visitors were approved as immigrants	697	1 144	6 457	7 535	9 947	
(b) EMIGRANTS						
· Actual data	339	401	3 370	3 642	4 722	
· Seasonally adjusted data	362	434	..	..	..	
(c) NET GAIN/LOSS	+742	+1 116	+6 478	+7 345	+9 777	

2. MIGRASIE  
2.1 Immigrante en emigrante  
2.1.2 Wyse van reis

2. MIGRATION  
2.1 Immigrants and emigrants  
2.1.2 Mode of travel

Immigrants and emigrants	Mode of travel - Wyse van reis			
	Total Totaa1	Air-Lug	Rail-Spoor	Road-Pad   Sea-See
(a) Immigrants 1/	384	362	2	..
(b) Emigrants	339	319	19	1

.. Not applicable/Nie van toepassing nie

1/ Persons who arrived as approved immigrants/Personne wat as goedgekeurde immigrante aangekom het.

2. MIGRATION  
2.2 Migrants by occupations  
2.2.1 Immigrants

Occupations	September		Jan. - Sep.		Year - Jaar		Beroepe
	1991	1990	1991	1990	1990	1990	
GRAND TOTAL	1 081	1 517	9 848	10 987	14 499		GROOTTOTAAL
TOTAL - ECONOMICALLY ACTIVE	526	773	4 807	5 090	6 727		TOTAAL - EKONOMIES BEDRYWIG
Professional, semi-professional and technical occupations - Total	166	224	1 449	1 414	1 862		Professionele, semi-professionele en tegniese beroepe - Totaal
Engineers and related technologists	46	66	388	447	573		Ingenieurs- en verwante tegnoloe Bedryf/Produkste
Industrial/Production	2	3	5	19	20		Chemies
Chemical	1	1	11	6	9		Elektries en verwant
Electrical and related	16	18	94	101	131		Landbou
Agricultural	..	1	1	3	4		Meganies/Werktuigkundig
Mechanical	..	5	42	60	72		Metallurgies
Metallurgical	..	..	6	2	4		Mynbou
Mining	1	1	43	9	12		Siviel en verwant
Civil and related	3	6	36	82	97		Ingenieurs n.e.g.
Engineers n.e.c.	23	31	150	165	224		Mediese praktisyn
Medical practitioner	18	18	156	83	125		Mediese spesialis
Medical specialist	2	..	8	9	10		Tandheelkundige beroepe
Dental professions	3	3	12	9	14		Onderwys- en verwante beroepe
Education and related occupations	20	23	175	98	137		Rekenmeester- en verwante rekeningkundige beroepe
Accountant and related accounting occupations	11	14	87	81	107		Ander
Other	66	100	623	687	896		Bestuurs-, uitvoerende en administratiewe beroepe
Managerial, executive and administrative occupations	67	93	609	640	820		Klerklike en verkoopsberoepe
Clerical and sales occupations	133	235	1 264	1 405	1 884		Vervoer-, aflewering- en kommunikasieberoepe
Transport, delivery and communications occupations	6	7	72	33	43		Diensberoepe
Service occupations	22	29	185	199	267		Boerdery- en verwante beroepe
Farming and related occupations	8	10	57	60	73		Ambagsman-, vakleerling- en verwante beroepe
Artisans, apprentice and related occupations	73	121	647	886	1 156		Produksievoorman en -toesighouer, myn- en steengroefwerker, operateur, produksie- en verwante werker
Production foreman and supervisor, miner and quarry worker, operator, production and related worker	19	25	173	214	301		Beroep ongespesifiseerd en n.e.g.
Occupation unspecified and n.e.c.	32	29	351	239	321		TOTAAL - NIE-EKONOMIES BEDRYWIG
TOTAL - NOT ECONOMICALLY ACTIVE	555	744	5 041	5 897	7 772		Tuisteskepper
House-keeping	238	306	1 937	2 349	3 051		Kind - nie-skolier
Child - not scholar	78	97	847	843	1 136		Skolier/Student
School/Student	182	262	1 769	1 790	2 364		Arbeidsongeskikte
Labour disabled	..	..	56	162	262		Pensionaris
Labourer	53	76	421	742	944		Nie-ekonomies bedrywig n.e.g.
Not economically active n.e.c.	4	3	11	11	15		

2. MIGRASIE  
2.2 Migrante volgens beroepe  
2.2.2 Emigrante

2. MIGRATION  
2.2 Migrants by occupations  
2.2.2 Emigrants

Occupations	September		Jan. -		Sep.		Year - Jaar		Beroepe
	1991	1990	1991	1990	1990	1990	1990		
GRAND TOTAL	339	401	3 370	3 642	4 722			GROOTTOTAAL	
TOTAL - ECONOMICALLY ACTIVE	160	206	1 590	1 896	2 377			TOTAAL - EKONOMIES BEDRYWIG	
Professional, semi-professional and technical occupations - Total	54	66	633	767	975			Professionele, semi-professionele en tegniese beroepe - totaal	
Engineers and related technologists	15	20	181	176	233			Ingenieurs- en verwante tegnoloe	
Industrial/Production	..	1	..	5	6			Bedryf/Produkisie	
Chemical	..	2	..	7	9			Chemies	
Electrical and related	..	5	26	39	46			Elektries en verwant	
Agricultural	..	2	..	4	4			Landbou	
Mechanical	..	..	..	7	9			Meganies/Werktuigkundig	
Metallurgical	..	..	..	..	..			Metallurgies	
Mining	..	..	20	7	8			Mynbou	
Civil and related	..	..	31	25	38			Siviel en verwant	
Engineers n.e.c.	6	9	90	82	113			Ingenieurs n.e.g.	
Medical practitioner	2	1	15	17	21			Mediese praktisyn	
Medical specialist	1	1	2	6	7			Mediese spesialis	
Dental professions	..	..	3	..	1			Tandheelkundige beroepe	
Education and related occupations	8	9	101	127	164			Onderwys- en verwante beroepe	
Accountant and related accounting occupations	3	6	51	47	64			Rekenmeester- en verwante rekenkundige beroepe	
Other	25	29	280	394	485			Ander	
Managerial, executive and administrative occupations	22	19	177	185	222			Bestuurs-, uitvoerende en administratiewe beroepe	
Clerical and sales occupations	45	44	422	425	535			Klerklike en verkoopsberoepe	
Transport, delivery and communications occupations	..	3	4	16	17			Vervoer-, aflewering- en kommunikasieberoepe	
Service occupations	4	6	38	45	58			Diensberoepe	
Farming and related occupations	..	3	5	8	10			Boerdery- en verwante beroepe	
Artisans, apprentice and related occupations	24	34	230	280	359			Ambagsman-, vakleerling- en verwante beroepe	
Production foreman and supervisor, miner and quarry worker, operator, production and related worker	5	4	41	70	80			Produksievoorman en -toesighouer, myn- en steengroefwerker, operateur, produksie- en verwante werker	
Occupation unspecified and n.e.c.	6	27	40	100	121			Beroep ongespesifiseerd en n.e.g.	
TOTAL - NOT ECONOMICALLY ACTIVE	179	195	1 780	1 746	2 345			TOTAAL - NIE-EKONOMIES BEDRYWIG	
House-keeping	97	117	812	862	1 058			Tuisteskepper	
Child - not scholar	14	16	281	141	318			Kind - nie-skolier	
Scholar/Student	41	30	431	492	659			Skolier/Student	
Labour disabled	5	..	5	3	3			Arbeidsongeskikte	
Pensioner	22	32	251	248	306			Pensionaris	
Not economically active n.e.c.	..	..	..	..	1			Nie-ekonomies bedrywig n.e.g.	

2. MIGRATION

2.3 Immigrants by country of previous permanent residence and emigrants by country of destination and citizenship

2. MIGRASIE

2.3 Immigrante volgens land van vorige permanente verblyf en emigrante volgens land van bestemming en burgerskap

Country	Migration - Migrasie						Land			
	Immigrants Immigrante			Emigrants Emigrante						
	Sep. 1991	Jan. - Sep. 1991	Sep. 1991	Jan. - Sep. 1991	Sep. 1991	Jan. - Sep. 1991				
	1 081	10 987	9 848	339	3 642	3 370	339	3 642	3 370	GROOTTOTAAL
AFRIKA:										AFRIKA:
Botswana	187	2 439	1 633	26	227	158	130	1 781	1 499	Botswana
Kenya	11	63	34	..	9	8	..	1	0	Kenia
Lesotho	6	13	14	..	..	0	..	..	0	Lesotho
Malawi	16	130	113	..	..	0	..	..	0	Malawi
Mauritius	13	67	110	3	11	6	..	2	0	Mauritius
Mozambique	5	67	71	2	7	7	1	7	7	Mosambiek
RSA	7	71	54	..	3	4	2	4	2	RSA
Swaziland	..	..	0	..	..	0	113	1 679	1 424	Swaziland
Zambia	7	84	86	..	3	1	..	..	0	Zambie
Zimbabwe	15	142	122	..	16	0	..	..	0	Zimbabwe
Other	81	1 335	719	19	173	111	14	86	62	Ander
	26	467	310	2	5	21	0	1	4	
ASIA:										ASIE:
Hong Kong	269	2 041	2 977	6	71	49	6	21	22	Hong Kong
India	23	81	191	..	11	2	..	..	0	Indie
Israel	26	97	390	..	..	0	..	..	0	Israel
Japan	43	748	475	5	56	35	5	19	13	Japan
Korea	..	5	9	..	1	0	..	..	0	Korea
Republic of China	1	15	35	..	..	0	..	..	0	Republiek van Sjina
Other	152	941	1 661	..	1	2	..	..	2	Ander
	24	154	216	1	2	10	1	2	7	
AMERICAS:										AMERIKAS:
Argentina	36	606	553	24	491	454	1	44	55	Argentinië
Brazil	8	61	99	..	..	0	..	..	0	Brasilië
Canada	6	65	57	1	..	1	..	..	1	Kanada
Chili	1	71	55	13	294	211	..	20	19	Chili
Columbia	..	53	13	..	..	7	..	..	3	Kolumbia
Mexico	..	4	2	..	..	0	..	..	0	Mexiko
Paraguay	..	1	0	..	..	0	..	..	0	Paraguay
Peru	3	8	12	..	..	2	..	..	0	Peru
Uruguay	..	14	16	..	..	0	..	..	0	Uruguay
Venezuela	..	4	4	..	..	1	..	..	0	Venezuela
USA	17	248	246	10	197	232	1	24	32	VSA
Other	0	10	10	0	0	0	0	0	0	Ander

2. MIGRATION  
2.3 Immigrants by country of previous permanent residence  
and emigrants by country of destination and citizenship

2. MIGRASIE  
2.3 Immigrante volgens land van vorige permanente verblijf  
en emigrante volgens land van bestemming en burgerskap

Country	Migration - Migrasie						Land		
	Immigrants Immigrante			Emigrants Emigrante					
	Destination Bestemming		Citizenship Burgerskap	Destination Bestemming		Citizenship Burgerskap			
Sep. 1991	Jan. - 1990	Sep. 1991		Jan. - 1990					
EUROPE:	572	5 768	4 535	228	1 844	1 945	1 750	1 730	EUROPA:
Austria	6	87	82	8	16	32	14	25	Oostenryk
Belgium	6	105	77	1	27	40	7	41	Belgie
Denmark	2	19	10	..	..	5	..	4	Denemarke
Finland	..	4	3	..	3	1	..	1	Finland
France	4	106	84	7	22	38	3	15	Frankryk
Germany	44	550	483	30	131	123	15	84	Duitsland
Greece	5	106	62	2	5	5	2	4	Griekeland
Ireland	9	82	80	4	34	18	10	32	Ierland
Italy	4	104	64	1	21	28	1	35	Italie
Luxembourg	..	5	2	..	1	4	..	1	Luxemburg
Netherlands	25	120	117	6	88	85	7	73	Nederland
Norway	2	5	6	..	..	2	..	0	Noorwee
Portugal	71	1 115	618	6	30	35	5	35	Portuga
Spain	1	31	22	6	5	18	6	14	Spanje
Sweden	..	8	11	1	2	4	..	1	Swede
Switzerland	12	70	76	1	36	22	..	15	Switserland
UK	287	2 590	1 964	151	1 403	1 462	133	1 329	VK
Other	94	661	774	4	20	23	2	21	Ander
OCEANIA:	17	133	150	55	1 009	764	6	64	OSEANIE:
Australia	15	101	95	54	952	725	6	48	Australie
New Zealand	2	32	54	1	57	39	..	16	Nieu-Seeland
Other	0	0	1	0	0	0	0	0	Ander
UNSPECIFIED	..	..	0	..	..	0	..	0	ONGESPESIFISEERD