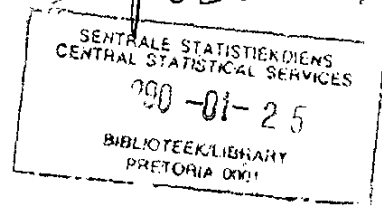




REPUBLIEK VAN SUID-AFRIKA
REPUBLIC OF SOUTH AFRICA



SENTRALE STATISTIEKDIENS CENTRAL STATISTICAL SERVICE

Steynsarkade
Steyn's Arcade
Schoemanstraat 274
274 Schoeman Street
Privaatsak X44
Private Bag
PRETORIA
0001
Tel.: 3108-911 (012)
Teleks: 320450, 320523
Telex:

Fax: (012) 3222769
3220463
3200919
3226325



STREEKKANTORE REGIONAL OFFICES

DURBAN
Tel.: 305-3904
KAAPSTAD
CAPE TOWN
Tel.: 461-2098
461-6940 (021)
PORT ELIZABETH
Tel.: 52-3801/2 (041)
NELSPRUIT
Tel.: 5-2455/6 (01311)
KIMBERLEY
Tel.: 3-3965/6 (0531)
KEMPTON PARK
Tel.: 394-3420/1 (011)
PIETERSBURG
Tel.: 7-1609 (01521)
KLERKSDORP
Tel.: 24008
24324 (018)
BLOEMPONTEIN
Tel.: 47766/7 (051)
308389
Fax: (051) 478402

STATISTIESE NUUSBERIG

STATISTICAL NEWS RELEASE

P0351

TOERISME EN MIGRASIE:
OKTOBER 1989

TOURISM AND MIGRATION:
OCTOBER 1989

24 JANUARIE/JANUARY 1990

SUMMARY

The net result of immigration and emigration shows a gain of 1 297 persons for October 1989 compared with a gain of 372 persons for October 1988.

Foreign visitors who arrived in the RSA during January 1989 to October 1989 increased by 17,4% compared with the same period of 1988. During October 1989, 39,5% of the foreign visitors were resident in Europe and 14,0% in other overseas countries, while 46,5% were resident in Africa. Of the 31 960 visitors from Europe, 33,9% were resident in the United Kingdom and 29,8% in West Germany, while 72,1% of the visitors from the Americas were resident in the USA.

The majority of visitors from a single country during October 1989 were from Zimbabwe, namely 17,8% of the total, followed by 13,4% from the United Kingdom, and 11,8% from West Germany.

The number of South African residents who went abroad during January 1989 to October 1989 increased by 3,0% compared with the same period of 1988.

OPSOMMING

Die netto resultaat van immigrasie en emigrasie toon 'n wins van 1 297 persone vir Oktober 1989 teenoor 'n wins van 372 persone vir Oktober 1988.

Vreemde besoekers wat in die RSA aangekom het, het gedurende Januarie 1989 tot Oktober 1989 met 17,4% toegeneem teenoor dieselfde tydperk van 1988. Gedurende Oktober 1989 was 39,5% van die vreemde besoekers woonagtig in Europa en 14,0% in ander oorsese lande, terwyl 46,5% in Afrika woonagtig was. Van die 31 960 besoekers uit Europa was 33,9% woonagtig in die Verenigde Koninkryk en 29,8% in Wes-Duitsland, terwyl 72,1% van die besoekers uit die Amerikas in die VSA woonagtig was.

Die meeste besoekers uit 'n enkele land gedurende Oktober 1989 was uit Zimbabwe, naamlik 17,8% van die totaal, gevolg deur 13,4% uit die Verenigde Koninkryk, en 11,8% uit Wes-Duitsland.

Die getal Suid-Afrikaanse inwoners wat na die buiteland vertrek het, het gedurende Januarie 1989 tot Oktober 1989 met 3,0% toegeneem teenoor dieselfde tydperk van 1988.

John A. Chappell
 HEAD: CENTRAL STATISTICAL SERVICE
 HOOF: SENTRALE STATISTIEKDIENS

EXPLANATORY NOTES

TABLES 2.2.1 AND 2.2.2

1. As from 1 January 1987 occupations are classified according to the Standard Classification of Occupations, First Edition, 1986.
2. Comparable data for 1986 and previous years are consequently not available for the following occupations:
 - Agricultural engineer
 - Industrial/production engineer
 - Medical specialist
 - Artisan, apprentice and related occupations
- 2.1 Agricultural and industrial/production engineer were previously included in the occupation "engineer, not elsewhere classified".
- 2.2 Medical specialist was previously included in the occupation "medical practitioner".
- 2.3 Artisan, apprentice and related occupations were previously classified with subgroup "production foreman and supervisor, miner and quarry worker, operator, production and related worker".

VERDUIDELIKENDE OPMERKINGS

TABELLE 2.2.1 EN 2.2.2

1. Vanaf 1 Januarie 1987 word beroepe geklassifiseer volgens die Standaardberoepsklassifikasie, Eerste uitgawe, 1986.
2. Vergelykbare gegewens vir 1986 en vroeer jare is gevolglik nie beskikbaar vir die volgende beroepe nie:
 - Landbou ingenieur
 - Bedryf/produksie ingenieur
 - Mediese spesialis
 - Ambagsman-, vakleerling- en verwante beroepe
- 2.1 Landbou- en bedryf/produksie-ingenieur is voorheen by die beroep "ingenieur, nie elders geklassifiseer", ingedeel.
- 2.2 Mediese spesialis is voorheen by die beroep "mediese praktisyn" ingedeel.
- 2.3 Ambagsman-, vakleerling- en verwante beroepe is voorheen by subgroep "produksievoorman en -toesighouer, myn- en steengroefwerker, operateur, produksie- en verwante werker" geklassifiseer.

EXPLANATORY NOTES

TABLES 2.2.1 AND 2.2.2

1. As from 1 January 1987 occupations are classified according to the Standard Classification of Occupations, First Edition, 1986.
2. Comparable data for 1986 and previous years are consequently not available for the following occupations:
 - Agricultural engineer
 - Industrial/production engineer
 - Medical specialist
 - Artisan, apprentice and related occupations
- 2.1 Agricultural and industrial/production engineer were previously included in the occupation "engineer, not elsewhere classified".
- 2.2 Medical specialist was previously included in the occupation "medical practitioner".
- 2.3 Artisan, apprentice and related occupations were previously classified with subgroup "production foreman and supervisor, miner and quarry worker, operator, production and related worker".

VERDUIDELIKENDE OPMERKINGS

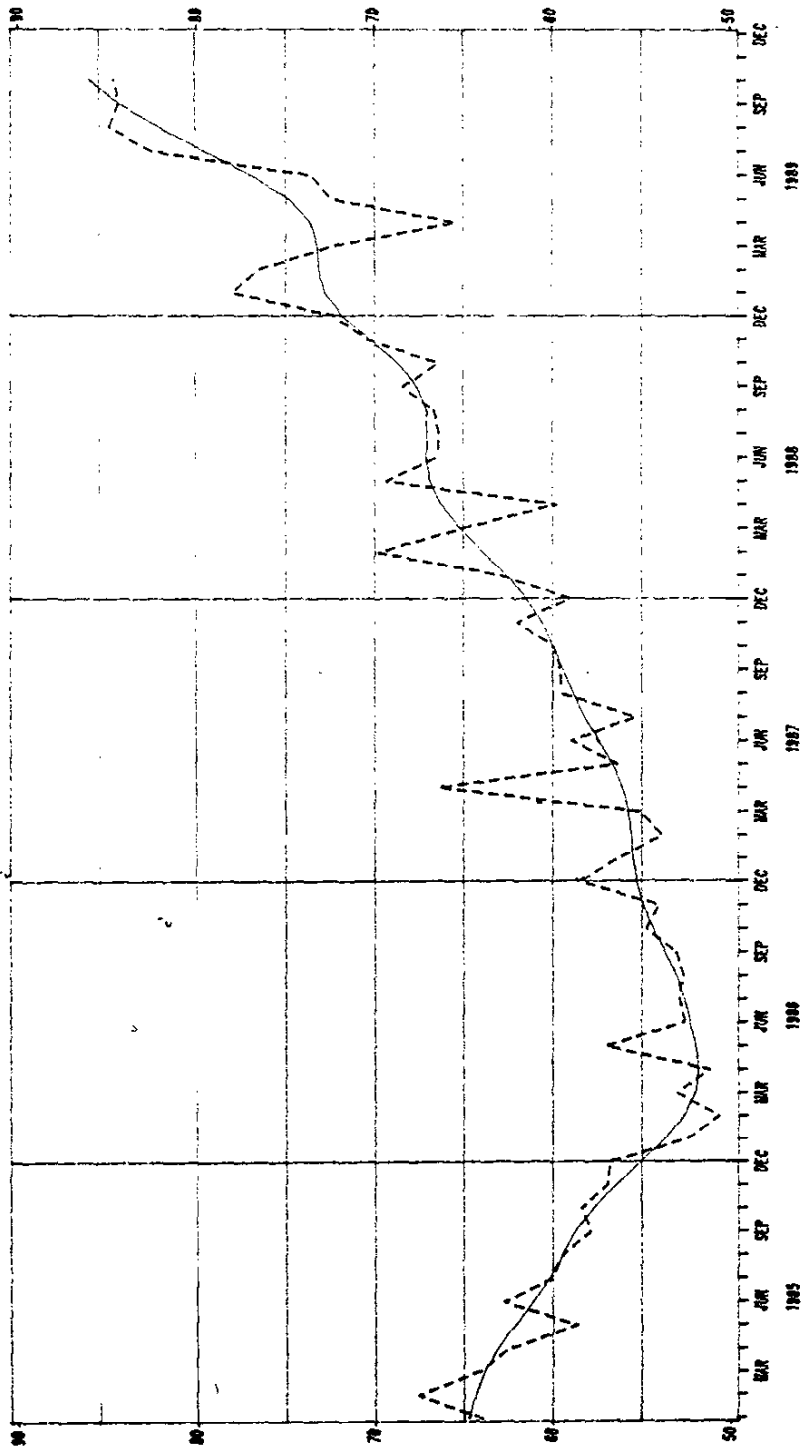
TABELLE 2.2.1 EN 2.2.2

1. Vanaf 1 Januarie 1987 word beroepe geklassifiseer volgens die Standaardberoepsklassifikasie, Eerste uitgawe, 1986.
2. Vergelykbare gegewens vir 1986 en vroeer jare is gevolglik nie beskikbaar vir die volgende beroepe nie:
 - Landbou ingenieur
 - Bedryf/produksie ingenieur
 - Mediese spesialis
 - Ambagsman-, vakleerling- en verwante beroepe
- 2.1 Landbou- en bedryf/produksie-ingenieur is voorheen by die beroep "ingenieur, nie elders geklassifiseer", ingedeel.
- 2.2 Mediese spesialis is voorheen by die beroep "mediese praktisyn" ingedeel.
- 2.3 Ambagsman-, vakleerling- en verwante beroepe is voorheen by subgroep "produksievoorman en -toesighouer, myn- en steengroefwerker, operateur, produksie- en verwante werker" geklassifiseer.

P0351

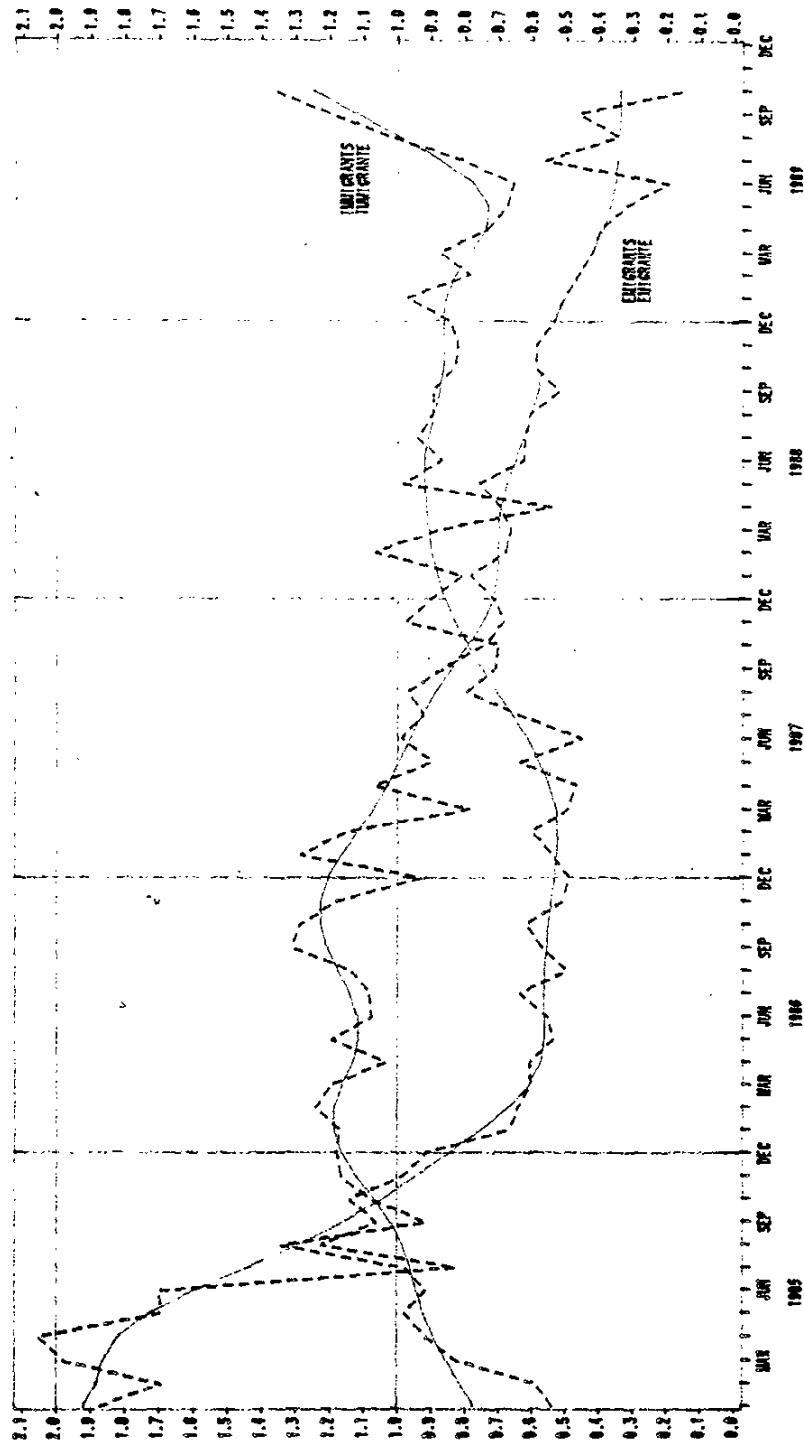
FOREIGN VISITORS : ARRIVALS
THOUSAND

VREEMDE BESOEKERS : AANKOMS
DUISEND



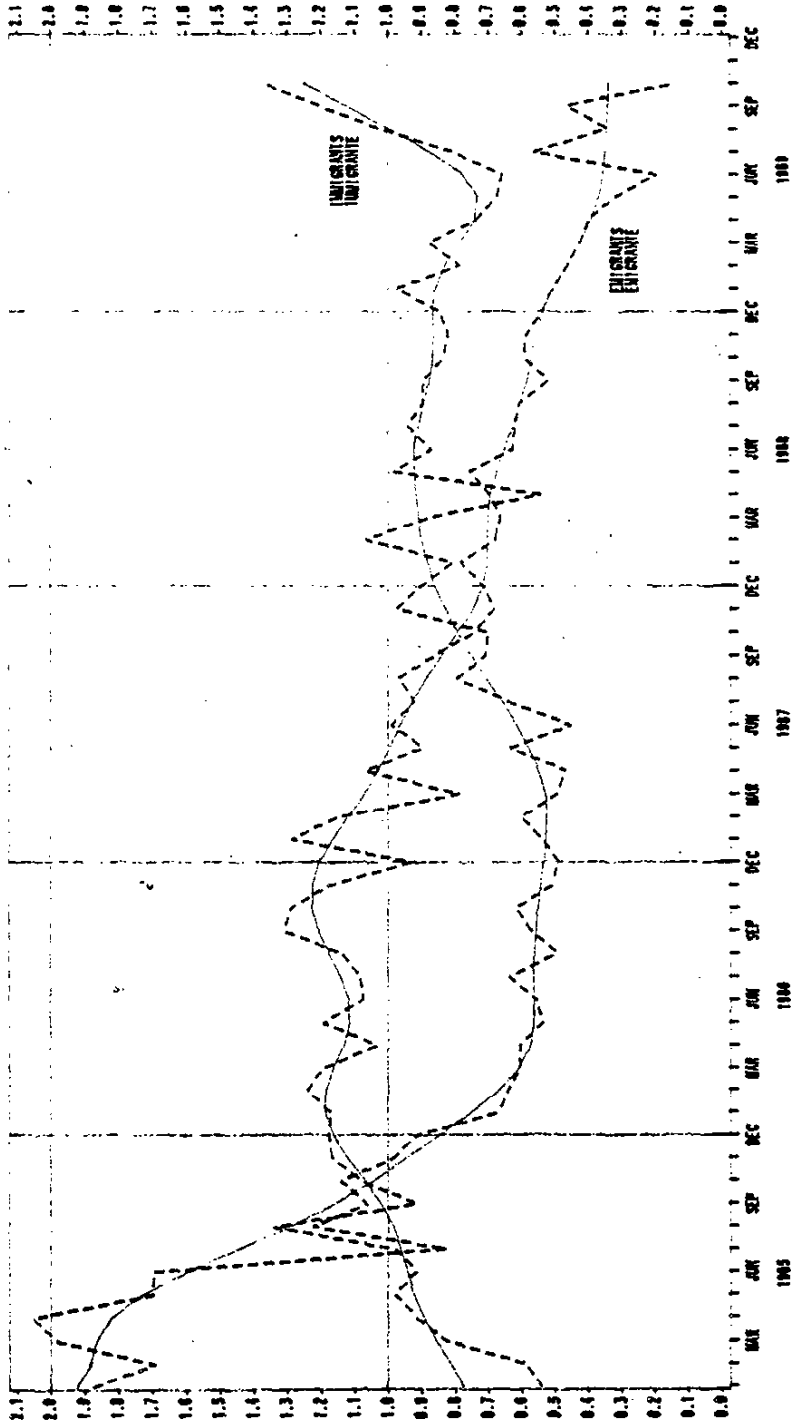
Seasonally adjusted — Seisoensangegepas
Trend cycle — Tendenssiklus

IMMIGRANTS AND EMIGRANTS
THOUSAND



Seasonally adjusted --- Seisoensaangepas
Trend cycle Tendenssiklus

IMMIGRANTS AND EMIGRANTS
THOUSAND



IMMIGRANTS EN EMIGRANTE
DUISEND

1. TOERISME
1.1 aankoms en vertrek van vreemde besoekers
en Suid-Afrikaanse inwoners
1.1.1 Doel van besoek

Purpose of visit	Oct./Dkt.		Jan. - Oct./Dkt.		Year - Jaar	
	1989	1988	1989	1988	1988	1988
(a) ARRIVALS: GRAND TOTAL	138 549	126 063	1 235 588	1 079 103	1 336 748	1 336 748
(1) Foreign visitors - Total	80 969	64 067	732 211	623 448	804 985	804 985
. Actual data	84 697	66 412
. Seasonally adjusted data	17 126	14 593	152 366	138 637	165 866	165 866
. Business	62 556	47 908	563 998	468 847	622 196	622 196
. Holiday, including persons in transit	1 287	1 566	15 847	15 964	16 923	16 923
. Study	57 580	61 996	503 377	455 655	531 763	531 763
(11) South African residents returning	57 580	61 996	503 377	455 655	531 763	531 763
(b) DEPARTURES: GRAND TOTAL	116 989	107 054	1 188 026	1 081 682	1 342 683	1 342 683
(1) Foreign visitors	73 674	58 171	734 786	641 574	786 940	786 940
(11) South African residents departing temporarily -	43 315	48 883	453 240	440 108	555 743	555 743
. Total	14 511	13 361	126 787	118 070	137 861	137 861
. Business	28 440	35 098	320 944	316 471	411 586	411 586
. Holiday	364	424	5 509	5 507	6 296	6 296
. Study						

1. TOERISME
1.1 aankoms en vertrek van vreemde besoekers
en Suid-Afrikaanse inwoners
1.1.2 Wyse van reis

Arrivals and departures	Mode of travel - Wyse van reis					
	Total	air	lugh	spoor	road	pad
(a) ARRIVALS:						
(1) Foreign visitors	80 969	43 905	378	35 839	817	817
(11) South African residents	57 580	44 189	132	12 876	383	383
(b) DEPARTURES:						
(1) Foreign visitors	73 674	36 357	270	36 267	780	780
(11) South African residents	43 315	31 240	91	11 568	416	416

.. Not applicable/Nie van toepassing nie

1. TOURISME
 1.2 Ureemde besoekers
 1.2.1 Aankoms volgens land van verblijf
 en wyse van reis

1. TOURISM
 1.2 Foreign visitors
 1.2.1 Arrivals by country of residence
 and mode of travel

Country	Foreign visitors - Ureemde besoekers												
	Oct./Okt.		Mode of travel - Wyse van reis						Jan. -		Oct./Okt.		Land
	1988	1989	Air	Rail	Road	Sea	1988	1989	October -	1989			
GRAND TOTAL	64 067	80 969	43 905	378	35 839	847	623 448	732 211	GROOTTOTAAL				
AFRIKA:													
Botswana	29 934	37 626	8 498	355	28 715	58	330 940	367 629	AFRIKA:				
Kenya	3 876	4 910	981	-	3 927	2	49 268	50 668	Botswana				
Lesotho	2 667	3 136	337	-	2 799	-	30 911	30 347	Kenya				
Malawi	1 110	1 422	927	5	490	5	10 709	12 549	Lesotho				
Mauritius	329	359	332	-	22	22	3 606	3 755	Malawi				
Mozambique	1 327	1 357	758	25	574	-	11 432	14 295	Mauritius				
Suaziland	4 893	8 534	437	3	8 113	1	53 721	60 640	Mozambique				
Zambia	945	1 196	838	1	357	-	9 261	11 844	Suaziland				
Zimbabwe	13 228	14 375	2 747	319	11 306	3	145 346	162 488	Zambia				
Other	1 469	2 235	1 074	2	1 114	45	15 734	20 026	Zimbabwe				
	3 355	4 383	3 485	-	636	262	30 752	40 876	Ander				
ASIA:													
Hong Kong	98	165	146	-	17	2	1 285	1 718	ASIE:				
India	166	148	106	-	12	30	1 066	1 421	Hong Kong				
Israel	1 196	1 637	1 324	-	312	1	10 880	14 192	India				
Japan	512	507	404	-	28	75	4 064	4 775	Israel				
Korea	41	80	56	-	11	11	633	675	Japan				
Republic of China	973	1 359	1 072	-	199	68	8 694	13 122	Korea				
Other	369	507	375	-	57	75	4 130	4 973	Republic of China				
	4 113	5 381	4 647	2	674	58	43 189	51 619	Ander				
AMERICAS:													
Argentina	78	122	117	-	5	-	546	764	AMERIKAS:				
Brazil	115	199	180	-	8	11	1 568	2 388	Argentina				
Canada	676	913	795	-	116	2	6 663	8 051	Brazil				
Chile	35	86	80	-	4	2	681	1 012	Canada				
Colombia	15	16	15	-	-	1	128	163	Chile				
Mexico	15	19	19	-	-	-	111	176	Colombia				
Paraguay	8	5	5	-	-	-	78	129	Mexico				
Peru	5	17	15	-	1	1	80	113	Paraguay				
Uruguay	5	33	31	-	-	2	211	168	Peru				
USA	3 120	3 881	3 316	2	526	37	32 689	38 056	Uruguay				
Venezuela	15	14	13	-	1	-	149	213	USA				
Other	26	76	61	-	13	2	285	386	Venezuela				
	25 208	31 960	25 993	16	5 485	466	204 855	253 992	Ander				
EUROPE:													
Austria	889	1 292	970	-	322	7	5 690	7 074	EUROPA:				
Belgium	750	1 156	1 009	-	140	7	6 203	8 037	Austria				
Denmark	115	158	116	-	36	6	1 084	1 416	Belgium				
Finland	27	118	95	-	23	438	857	1 416	Denmark				
France	1 246	1 566	1 267	1	289	9	10 591	14 017	Finland				
Greece	322	319	261	-	11	47	3 457	3 612	France				
Ireland	277	331	234	-	97	-	2 753	3 225	Greece				
									Ierland				

1. TOURISME
 1.2 Ureemde besoekers
 1.2.1 Aankoms volgens land van verblijf
 en wyse van reis

1. TOURISM
 1.2 Foreign visitors
 1.2.1 Arrivals by country of residence
 and mode of travel

Country	Foreign visitors - Ureemde besoekers										Land
	Oct./Okt.		Mode of travel - Wyse van reis					Jan. -		Oct./Okt.	
	1988	1989	Air	Rail	Road	Sea	1988	1989			
GRAND TOTAL	64 067	80 969	43 905	378	35 839	847	623 440	732 211	GRANDTOTAAL		
AFRIKA:									AFRIKA:		
Botswana	29 934	37 626	8 496	355	28 715	58	330 940	367 629	Botswana		
Kenya	3 876	4 910	981	-	3 927	2	49 268	50 668	Kenia		
Lesotho	70	82	67	-	13	2	952	1 017	Lesotho		
Malawi	2 667	3 136	337	-	2 799	-	30 911	30 347	Malawi		
Mauritius	1 110	1 422	927	5	490	-	10 709	12 549	Mauritius		
Rozambique	329	359	332	-	22	5	3 606	3 755	Mosambiek		
Suaziland	1 327	1 357	758	25	574	-	11 432	14 295	Suaziland		
Zambia	4 893	6 554	437	3	8 113	1	53 721	60 640	Zambie		
Zimbabwe	945	1 196	838	1	357	-	9 261	11 844	Zimbabwe		
Other	13 228	14 375	2 747	319	11 306	3	145 346	162 488	Ander		
	1 489	2 235	1 074	2	1 114	45	15 734	20 026			
ASIA:									ASIE:		
Hong Kong	3 355	4 383	3 485	-	636	262	30 752	40 876	Hong Kong		
India	98	165	146	-	17	2	1 285	1 718	Indie		
Israel	166	148	106	-	12	30	1 066	1 421	Israel		
Japan	1 196	1 637	1 324	-	312	1	10 860	14 192	Japan		
Korea	512	507	404	-	28	75	4 064	4 775	Korea		
Republic of China	41	80	58	-	11	11	633	675	Republiek van Sjina		
Other	973	1 339	1 072	-	199	68	8 694	13 122	Ander		
	369	507	375	-	57	75	4 130	4 973			
AMERICAS:									AMERIKAS:		
Argentina	4 113	5 381	4 647	2	674	50	43 189	51 619	Argentinië		
Brazil	78	122	117	-	5	-	546	764	Brasilië		
Canada	115	199	180	-	8	11	1 568	2 388	Kanada		
Chile	676	913	795	-	116	2	6 663	8 051	Chili		
Colombia	35	86	80	-	4	2	681	1 012	Kolombia		
Mexico	15	16	15	-	-	1	128	163	Meksiko		
Paraguay	15	19	19	-	-	-	111	176	Paraguay		
Peru	8	5	5	-	-	-	78	129	Peru		
Uruguay	5	17	15	-	1	1	80	113	Uruguay		
USA	5	33	31	-	-	2	211	168	USA		
Venezuela	3 120	3 881	3 316	2	526	37	32 689	38 056	Venezuela		
Other	15	14	13	-	1	-	149	213	Ander		
	26	76	61	-	13	2	285	386			
EUROPE:									EUROPE:		
Austria	25 208	31 960	25 993	16	5 485	466	204 855	253 992	Oostenryk		
Belgium	889	1 292	970	-	322	-	5 690	7 074	België		
Denmark	750	1 156	1 009	-	140	7	6 203	8 037	Denemarke		
Finland	115	158	116	-	36	6	1 084	1 416	Finland		
France	27	118	95	-	23	9	438	657	Frankryk		
Greece	1 246	1 566	1 267	1	289	9	10 591	14 017	Griekeland		
Ireland	1 322	319	261	-	11	47	3 457	3 612	Ierland		
	277	331	234	-	97	-	2 753	3 225			

1. TOURISM
 1.2 Foreign visitors
 1.2.1 Arrivals by country of residence
 and mode of travel

1. TOURISME
 1.2 Vreemde bezoekers
 1.2.1 aankoms volgens land van verblijf
 en wijze van reis

Country	Foreign visitors - Vreemde bezoekers												Land	
	Oct./Okt.		Mode of travel - Wijze van reis						Jan. - Oct./Okt.		1988	1989		
	1988	1989	1989	1989	1989	1989	1989	1989	1989	1989				
			Oct	Oct	Rail	Road	Sea							
					Spoor	Pad	See							
			October - 1989 - Oktober											
Italy	1 002	907	824	-	-	73	10					9 532	12 306	Italië
Luxembourg	27	47	34	-	-	13						258	328	Luxemburg
Netherlands	1 191	1 436	1 167	1	1	249	19					9 144	11 446	Nederlând
Norway	80	118	75	1	1	28	14					630	966	Noorwee
Portugal	730	858	793	-	-	34	31					5 805	7 501	Portugal
Spain	491	559	310	-	-	109	140					4 734	4 763	Spanje
Sweden	171	196	151	-	-	43	2					1 449	1 795	Suede
Suitzerland	1 646	2 231	1 828	2	2	398	3					10 144	13 838	Suitzerland
UK	8 629	10 841	9 582	9	9	1 172	78					79 647	96 823	UK
West Germany	7 407	9 534	7 025	2	2	2 432	75					51 464	62 147	West-Duitsland
Other	208	293	252	-	-	16	25					1 832	3 841	Ander
OCEANIA:														OSEANIE:
Australia	1 146	1 488	1 180	5	5	302	1					11 399	14 785	Australië
New Zealand	946	1 218	1 031	2	2	185	-					9 245	12 027	Nieuw-Zeeland
Other	199	265	146	3	3	115	1					2 131	2 729	Ander
	1	5	3	-	-	2	-					23	29	
UNSPECIFIED	311	131	102	-	-	27	2					2 313	3 310	ONGESPESIFISEERD

1. TOURISME
 1.3 Suid-Afrikaanse Inwoners
 1.3.1 Oortrek volgens land van bestemming en wyse van reis

1. TOURISM
 1.3 South African residents
 1.3.1 Departures by country of destination and mode of travel

Country	South African residents - Suid-Afrikaanse Inwoners										Land
	Oct./Okt.	Mode of travel - Wyse van reis					Jan. - Oct./Okt.				
	1988	1989	Air Lug	Rail Spoor	Road Pad	Sea See	1988	1989			
			October - 1989 - Oktober								
GRAND TOTAL	46 883	43 315	31 240	91	11 568	416	440 108	453 240			CROOTTOTAAL
AFRICA:											AFRIKA:
Botswana	28 715	24 659	13 016	91	11 482	70	188 177	216 879			Botswana
Kenya	3 480	3 840	2 024	-	1 803	13	30 291	32 438			Kenia
Lesotho	85	34	34	-	-	-	555	578			Lesotho
Malawi	1 303	1 075	184	-	891	-	11 719	10 289			Malawi
Mauritius	805	757	724	-	33	-	7 156	7 966			Mauritius
Mozambique	3 605	3 554	3 540	-	14	-	28 519	29 010			Mosambiek
Swaziland	853	1 148	1 079	-	48	21	6 520	9 834			Suaziland
Zambia	4 168	4 351	755	-	3 596	-	37 765	42 076			Zambia
Zimbabwe	512	413	404	-	9	-	3 181	3 650			Zimbabwe
Other	13 148	7 358	2 293	91	4 982	12	58 384	68 487			Ander
	756	2 129	1 979	-	126	24	4 087	12 051			
	3 441	2 803	2 799	-	2	2	36 547	34 608			ASIE:
Hong Kong	493	583	583	-	-	-	5 556	5 843			Hong Kong
India	478	214	214	-	-	-	3 406	2 367			Indië
Israel	1 417	865	864	-	1	-	13 347	11 816			Israel
Japan	84	217	215	-	-	2	810	1 124			Japan
Korea	5	6	6	-	-	-	52	60			Korea
Republic of China	562	624	624	-	-	-	5 313	4 750			Republiek van S'jina
Other	402	294	293	-	1	-	8 063	8 648			Ander
	1 631	1 931	1 878	-	5	48	19 777	18 742			AMERIKAS:
Argentina	18	12	12	-	-	-	243	194			Argentinië
Brazil	491	695	695	-	-	-	3 266	4 373			Brasilië
Canada	99	97	97	-	-	-	1 592	1 424			Kanada
Chile	40	25	25	-	-	-	247	223			Chili
Colombia	1	-	-	-	-	-	17	8			Kolombië
Mexico	-	-	-	-	-	-	8	5			Meksiko
Paraguay	1	3	3	-	-	-	77	30			Paraguay
Peru	1	1	1	-	-	-	19	8			Peru
USA	971	1 085	1 034	-	3	48	14 203	12 358			USA
Venezuela	-	-	-	-	-	-	21	11			Venezuela
Other	9	13	11	-	2	-	84	108			Ander

1. TOURISM
 1.3 South African residents
 1.3.1 Departures by country of destination
 and mode of travel

Country	Oct./Okt.		South African residents - Suid-Afrikaanse Inwoners						Jan. - Oct./Okt.		Land
	1988	1989	Air Lug	Rail Spoor	Road Pad	Sea See	October - 1989 - Oktober	1988	1989		
GRAND TOTAL	48 863	43 315	31 240	91	11 568	416		440 108	453 240	GRODTOTAAL	
AFRICA:										AFRIKA:	
Botsuana	28 715	24 659	13 016	91	11 482	70		188 177	216 879	Botsuana	
Kenya	3 480	3 840	2 024	-	1 803	13		30 291	32 438	Kenia	
Lesotho	85	34	34	-	-	-		558	578	Lesotho	
Malawi	1 303	1 075	184	-	891	-		11 719	10 789	Malawi	
Mauritius	805	757	724	-	33	-		7 156	7 966	Mauritius	
Mozambique	3 605	3 554	3 540	-	14	-		28 519	29 010	Mosambiek	
Swaziland	653	1 148	1 079	-	48	21		9 834	9 834	Suaziland	
Zambia	4 168	4 351	755	-	3 596	-		37 765	42 076	Zambie	
Zimbabwe	512	413	404	-	9	-		3 181	3 650	Zimbabwe	
Other	13 148	7 358	2 293	91	4 962	12		58 384	68 487	Ander	
	756	2 129	1 979	-	126	24		4 087	12 051		
ASIA:										ASIE:	
Hong Kong	3 441	2 803	2 799	-	2	2		36 547	34 608	Hong Kong	
India	493	583	583	-	-	-		5 556	5 843	Indië	
Israel	478	214	214	-	-	-		3 406	2 367	Israel	
Japan	1 417	865	864	-	1	-		13 347	11 816	Japan	
Korea	84	217	215	-	-	2		810	1 124	Korea	
Republic of China	5	6	6	-	-	-		52	60	Republiek van S. China	
Other	562	624	624	-	-	-		5 313	4 750	Ander	
	402	294	293	-	1	-		8 063	8 648		
AMERICAS:										AMERIKAS:	
Argentina	1 631	1 931	1 878	-	5	48		19 777	18 742	Argentinië	
Brazil	18	12	12	-	-	-		243	194	Brazilië	
Canada	491	695	695	-	-	-		3 266	4 373	Kanada	
Chile	99	97	97	-	-	-		1 592	1 424	Chili	
Colombia	40	25	25	-	-	-		247	223	Kolombia	
Mexico	1	-	-	-	-	-		17	8	Mexiko	
Paraguay	-	-	-	-	-	-		8	5	Paraguay	
Peru	1	3	3	-	-	-		77	30	Peru	
USA	1	1	1	-	-	-		19	8	USA	
Venezuela	971	1 085	1 034	-	3	48		14 203	12 358	Venezuela	
Other	-	-	-	-	-	-		21	11	Ander	
	9	13	11	-	2	-		84	108		

1. TOURISH
 1.3 South African residents
 1.3.1 Departures by country of destination
 and mode of travel (concluded)

1. TOERISHE
 1.3 Suid-Afrikaanse inwoners
 1.3.1 Vertrek volgens land van bestemming
 en wyse van reis (afgesluit)

Country	1988		1989		October - 1989		October - 1989		1988		1989		Land
	Oct./Okt.	13 149	13 149	83	13 105	21	23	182 692	170 002	2 057	1 032	EUROPA:	
					Mode of travel - Wyse van reis			Jan.	Oct./Okt.				
					Alr Lug Rail Spoor Road Pad Sea See								
EUROPE:	12 964	13 149	13 105	21	23	182 692	170 002	EUROPA:					
Austria	110	83	82	1	-	2 057	1 032	Oostenryk					
Belgium	368	391	391	-	-	4 156	4 307	Belgie					
France	666	653	651	2	-	7 657	7 153	Frankryk					
Greece	699	550	550	-	-	13 516	10 116	Griekeland					
Italy	753	686	680	3	3	9 208	8 821	Italië					
Luxemburg	116	174	174	-	-	2 539	2 839	Luxemburg					
Netherlands	555	536	534	2	-	8 476	7 259	Nederland					
Portugal	1 186	1 116	1 116	-	-	17 602	15 533	Portugal					
Spain	120	62	62	-	-	1 995	777	Spanje					
Switzerland	728	880	879	1	-	9 778	10 092	Switserland					
UK	5 654	5 769	5 739	10	20	78 618	76 648	UK					
West Germany	1 925	2 149	2 149	-	-	25 243	23 035	Wes-Duitsland					
Other	84	100	98	2	-	1 847	1 540	Ander					
OCEANIA:	360	297	295	1	1	4 026	3 505	OSEANIË:					
Australia	311	266	264	1	1	3 621	3 133	Australië					
New Zealand	48	31	31	-	-	398	365	Nieu-Seeland					
Other	1	-	-	-	-	7	7	Ander					
UNSPECIFIED	1 772	476	147	57	272	8 889	9 501	ONGESPESIFISEERD					

2. MIGRASIE
2.1 Immigrante en emigrante
2.1.1 Opsamlingstabel

Immigrante en emigrante	Oct./Okt.		Jan. - Oct./Okt.		Year-Jaar	
	1989	1988	1989	1988	1988	1988
(a) IMMIGRANTS: GRAND TOTAL						
Actual data	1 417	868	9 232	8 704	10 400	
Seasonally adjusted data	1 370	832	
(i) Persons who arrived as approved immigrants	416	401	3 088	3 359	4 180	(a) IMMIGRANTE: GROOTTOTAAL Werklike gegeweus Seisoensaangepaste gegeweus
(ii) Persons who after arrival as visitors were approved as immigrants	1 001	467	6 144	5 345	6 220	(i) Persone wat as goedgekeurde immigrante aangekom het (ii) Persone wat na aankoms as besoekers goedgekeur is as immigrante
(b) EMIGRANTS						
Actual data	120	496	3 991	6 765	7 767	(b) EMIGRANTE Werklike gegeweus Seisoensaangepaste gegeweus
Seasonally adjusted data	144	594	
(c) NET GAIN/LOSS	+1 297	+372	+5 241	+1 939	+2 633	(c) NETTO AANWINS/OERLIES

2. MIGRASIE
2.1 Immigrante en emigrante
2.1.2 Ulyse van reis.

Immigrante en emigrante	Mode of travel - Ulyse van reis					
	Total	Air	Rail	Road	Sea	See
(a) Immigrants	416	389	-	27	-	(a) Immigrante
(b) Emigrants	120	109	-	11	-	(b) Emigrante

.. Not applicable/Nie van toepassing nie.
i/ Persons who arrived as approved immigrants/Persone wat as goedgekeurde immigrante aangekom het.

2. MIGRASIE
2.1 Immigrante en emigrante
2.1.1 Opsommingstabel

Immigrante en emigrante	Oct./Okt.		Jan. - Oct./Okt.		Year-Jaar	
	1989	1988	1989	1988	1988	1988
(a) IMMIGRANTS: GRAND TOTAL						
· Actual data	1 417	868	9 232	8 704	10 400	
· Seasonally adjusted data	1 370	832	
(I) Persons who arrived as approved immigrants	416	401	3 088	3 359	4 180	
(II) Persons who after arrival as visitors were approved as immigrants	1 001	467	6 144	5 345	6 220	
(b) EMIGRANTS						
· Actual data	120	496	3 991	6 765	7 767	
· Seasonally adjusted data	144	594	
(c) NET GAIN/LOSS	+1 297	+372	+5 241	+1 939	+2 633	

2. MIGRASIE
2.1 Immigrante en emigrante
2.1.2 Tyse van reis

Immigrante en emigrante	Mode of travel - Tyse van reis					
	Total	Air	Rail	Road	Sea	See
(a) Immigrants I/	416	389	-	27	-	-
(b) Emigrants	120	109	-	11	-	-

.. Not applicable/Nie van toepassing nie.

I/ Persons who arrived as approved immigrants/Persons who arrived as approved immigrants

2. MIGRASIE
2.2 Migrante volgens beroepe
2.2.1 Immigrante

Immigrante	Oct./Okt.		Jan. - Oct./Okt.		Year-Jaar		Immigrante
	1989	1988	1989	1988	1988	1988	
GRAND TOTAL	1 417	868	9 232	8 704	10 400	10 400	GROOTTOTAAL
TOTAL - ECONOMICALLY ACTIVE	700	417	4 154	4 195	5 010	5 010	TOTAAL - EKONOMIES BEDRYUIG
Professional, semi-professional and technical occupations - Total	175	104	1 138	1 169	1 377	1 377	Professional, semi-professionele en tegniese beroepe - Totaal
Engineers and related technologists	37	31	298	346	388	388	Ingenieurs- en veruante tegnologie
Industrial/production	5	2	20	7	9	9	Bedryf/Produksie
Chemical	1	-	9	16	17	17	Chemies
Electrical and related	13	7	75	88	94	94	Elektries en veruant
Agricultural	-	2	2	11	11	11	Landbou
Mechanical	6	5	34	47	46	46	Meganies/Werktuigkundig
Metallurgical	-	-	7	6	7	7	Metaalurgies
Mining	5	3	14	16	17	17	Mynbou
Civil and related	2	2	30	29	39	39	Siviel en veruant
Engineers n.e.c.	5	10	107	126	148	148	Ingenieurs n.e.g.
Medical practitioner	10	3	48	51	61	61	Mediese praktisyn
Medical specialist	-	-	13	7	7	7	Mediese spesialis
Dental professions	-	-	4	7	12	12	Tandheelkundige beroepe
Education and related occupations	12	3	78	104	125	125	Onderwys- en veruante beroepe
Accountant and related accounting occupations	10	7	73	67	93	93	Rekenmeester- en veruante rekenkundige beroepe
Other	106	60	624	587	691	691	ander
Managerial, executive and administrative occupations	95	51	562	498	610	610	Bestuurs-, uitvoerende en administratiewe beroepe
Clerical and sales occupations	181	73	1 064	900	1 088	1 088	Klerklike en verkoopsberoepe
Transport, delivery and communications occupations	5	1	23	28	31	31	Uervoer-, afleuering- en kommunikasie-beroepe
Service occupations	22	20	155	176	207	207	Diensberoepe
Farming and related occupations	11	6	52	55	57	57	Boerdery- en veruante beroepe
Artisan, apprentice and related occupations	135	56	660	574	673	673	Amagsman-, vakleerling- en veruante beroepe
Production foreman and supervisor, miner and quarry worker, operator, production and related worker	23	7	164	118	135	135	Produksievoorman en -toesighouer, myn- en steengroefuwerker, operateur, produksie- en veruante werker
Occupation unspecified and n.e.c.	53	99	328	677	832	832	Beroep ongespesifiseerd en n.e.g.
TOTAL - NOT ECONOMICALLY ACTIVE	717	451	5 078	4 509	5 390	5 390	TOTAAL - NIE-EKONOMIES BEDRYUIG
House-keeping	278	183	1 981	1 871	2 206	2 206	Tuiskekker
Child - not scholar	122	98	865	850	1 026	1 026	Kind - nie skooler
Scholar/student	205	60	1 358	918	1 083	1 083	Skooler/Student
Labour disabled	2	7	101	107	111	111	Arbeidsongeskikte
Pensioner	109	103	770	745	943	943	Pensionaris
Not economically active n.e.c.	1	-	3	18	21	21	Nie-ekonomies bedryuig n.e.g.

2. MIGRATION
2.2 Migrants by occupations
2.2.2 Emigrants

2. MIGRASIE
2.2 Migrante volgens beroepe
2.2.2 Emigrante

	Oct./Okt.		Jan. - Oct./Okt.		Year-Jaar		Emigrante
	1989	1988	1989	1988	1988	1988	
GRAND TOTAL	120	496	3 991	6 765	7 767		
TOTAL - ECONOMICALLY ACTIVE	48	257	1 869	2 991	3 496		
Professional, semi-professional and technical occupations - Total	11	104	839	1 194	1 396		GRANDTOTAAL
Engineers and related technologists	2	22	195	250	286		TOTAAL - EKONOMIES BEDRYUIG
Industrial/Production	-	-	12	15	17		Professionele, semi-professionele en tegniese beroepe - Totaal
Chemical	-	-	8	7	8		Ingenieurs- en veruante tegnoloe
Electrical and related	-	4	40	46	48		Bedryf/Produkste
Agricultural	1	1	-	9	9		Chemies
Mechanical	1	1	11	11	15		Elektries en veruant
Metallurgical	-	-	-	2	2		Landbou
Mining	-	-	5	8	10		Meganies/lerk tuigkundig
Civil and related	-	6	19	37	44		Metallurgies
Engineers n.e.c.	1	10	100	115	133		hynbou
Medical practitioner	1	3	32	4	44		Siviel en veruant
Medical specialist	-	1	4	13	13		Ingenieurs n.e.g.
Dental professions	-	1	2	6	6		Mediese praktisyn
Education and related occupations	2	16	111	166	194		Mediese spesialist
Accountant and related accounting occupations	1	15	87	138	172		Tandheelkundige beroepe
Other	5	47	408	565	658		Onderwys- en veruante beroepe
Managerial, executive and administrative occupations	10	29	170	326	360		Rekenmeester- en veruante rekeningskundige beroepe
Clerical and sales occupations	7	43	379	623	693		Ander
Transport, delivery and communications occupations	4	-	14	21	23		Bestuurs-, uitvoerende en administratiewe beroepe
Service occupations	1	4	42	63	76		Klerklike en verkoopsberoepe
Farming and related occupations	-	2	13	11	14		Vervoer-, afleuring- en kommunikasie-beroepe
Artisan, apprentice and related occupations	11	36	218	353	415		Diensberoepe
Production foreman and supervisor, miner and quarry worker, operator, production and related worker	-	-	34	54	64		Boerdery- en veruante beroepe
Occupation unspecified and n.e.c.	4	39	160	346	455		Ambagsman-, vakleerling- en veruante beroepe
TOTAL - NOT ECONOMICALLY ACTIVE	72	239	2 122	3 774	4 271		Produkstevoorman en toesighouer, myn- en steengroefwerker, operateur, produksie- en veruante werker
House-keeping	28	80	722	1 163	1 317		Beroep ongespesifiseerd en n.e.g.
Child - not scholar	14	112	677	1 494	1 681		TOTAAL - NIE-EKONOMIES BEDRYUIG
Scholar/Student	20	20	483	744	859		Tutstekepper
Labour disabled	-	-	1	-	-		Kind - nie skooler
Pensioner	10	27	237	361	394		Skooler/Student
Not economically active n.e.c.	-	-	2	12	20		Arbeidsongekkekte
							Pensionaris
							Nie ekonomies bedrywig n.e.g.

2. MIGRATION
2.2 Migrants by occupations
2.2.2 Emigrants

2. MIGRASIE
2.2 Migrants volgens beroepe
2.2.2 Emigrante

Emigrants	1988		1989		1988		1988		Emigrante
	1989	1988	1989	1988	1988	1988	1988		
GRAND TOTAL	120	496	3 991	6 765	7 767	3 496	3 496	GRANDTOTAAL	
TOTAL - ECONOMICALLY ACTIVE	46	257	1 869	2 991	3 496	3 496	3 496	TOTAAL - EKONOMIES BEDRYFJIG	
Professional, semi-professional and technical occupations - total	11	104	839	1 194	1 396	1 396	1 396	Professionele, semi-professionele en tegniese beroepe - Totaal	
Engineers and related technologists	2	22	195	250	286	17	17	Ingenieurs- en veruante tegnoloe	
Industrial/Production	-	-	12	15	17	8	8	Bedryf/Produkkate	
Chemical	-	-	7	7	8	8	8	Chemies	
Electrical and related	-	4	40	46	48	48	48	Elektries en veruante	
Agricultural	-	1	-	9	9	9	9	Landbou	
Mechanical	1	1	11	11	15	15	15	Meganies/lerktuigkundig	
Metallurgical	-	-	-	2	2	2	2	Metallurgies	
Mining	-	-	5	8	10	10	10	Mynbou	
Civil and related	-	6	19	37	44	44	44	Siviel en veruante	
Engineers n.e.c.	1	10	100	115	133	133	133	Ingenieurs n.e.g.	
Medical practitioner	1	3	32	56	60	60	60	Mediese praktisyner	
Medical specialist	-	1	4	13	13	13	13	Mediese spesialiste	
Dental professions	-	-	2	6	6	6	6	Tandheelkundige beroepe	
Education and related occupations	2	16	111	166	194	194	194	Onderwys- en veruante beroepe	
Accountant and related accounting occupations	1	15	87	138	172	172	172	Rekenmeester- en veruante rekeningskundige beroepe	
Other	5	47	408	565	658	658	658	Ander	
Managerial, executive and administrative occupations	10	29	170	326	360	360	360	Bestuurs-, uitvoerende en administratiewe beroepe	
Clerical and sales occupations	7	43	379	623	693	693	693	Klerklike en verkoopberoepe	
Transport, delivery and communications occupations	4	-	14	21	23	23	23	Vervoer-, aflewering- en kommunikasie-beroepe	
Service occupations	1	4	42	63	76	76	76	Dienberoepe	
Farming and related occupations	-	2	13	11	14	14	14	Boerdery- en veruante beroepe	
Artisan, apprentice and related occupations	11	36	218	353	415	415	415	Ambagsman-, vakleerling- en veruante beroepe	
Production foreman and supervisor, miner and quarry worker, operator, production and related worker	-	-	34	54	64	64	64	Produktoevoorman en toesighouer, myn- en steengroefwerker, operateur, produksie- en veruante werker	
Occupation unspecified and n.e.c.	4	39	160	346	455	455	455	Beroep ongepepsifiseerd en n.e.g.	
TOTAL - NOT ECONOMICALLY ACTIVE	72	239	2 122	3 774	4 271	4 271	4 271	TOTAAL - NIE-EKONOMIES BEDRYFJIG	
House-keeping	28	80	722	1 163	1 317	1 317	1 317	Tuissteskapper	
Child - not scholar	14	112	677	1 494	1 681	1 681	1 681	Kind - nie skooler	
Scholar/Student	20	20	483	744	859	859	859	Skooler/Student	
Labour disabled	-	-	1	-	-	-	-	Arbeidsongeskikte	
Pensioner	10	27	237	361	394	394	394	Pensionaris	
Not economically active n.e.c.	-	-	2	12	20	20	20	Nie-ekonomies bedryfjig n.e.g.	

2. MIGRATIE
2.3 Immigrante volgens land van vorige permanente verblijf
en emigrante volgens land van bestemming en burgerschap

2. MIGRATION
2.3 Immigrants by country of previous permanent residence
and emigrants by country of destination and citizenship

Country	Migration - Migrasie									
	Immigrants Immigrante					Emigrants Emigrante				
	Oct./Dkt.	Jan. - Oct./Dkt.	1988	1989	Oct./Dkt.	Jan. - Oct./Dkt.	1988	1989	Oct./Dkt.	1989
GRAND TOTAL	1 417	6 704	9 232	120	6 765	3 991	120	120	3 991	120
AFRIKA:										
Botswana	355	2 842	2 525	12	184	187	63			
Kenya	13	63	88	1	16	4				
Lesotho	-	17	5	-	1	-				
Malawi	15	56	104	-	-	-				
Mauritius	9	59	55	-	3	10				
Mozambique	6	43	45	2	16	21	1			
RSA	9	48	64	-	4	2				
Swaziland	-	-	-	-	-	-	54			
Zambia	11	91	98	-	-	1				
Zimbabwe	13	142	152	3	2	5				
Other	206	2 044	1 592	6	129	132	8			
	71	279	322	-	13	12				
ASIA:										
Hong Kong	175	705	1 077	1	261	82				
India	1	22	31	-	8	3				
Israel	14	54	104	1	1	1				
Japan	70	245	437	-	242	64				
Korea	1	17	8	-	-	-				
Republic of China	2	12	2	-	-	-				
Other	63	245	385	-	2	-				
	24	110	110	-	8	14				
AMERICAS:										
Argentina	63	480	486	14	938	547	3			
Brazil	1	26	20	-	6	2				
Canada	4	34	48	-	4	-				
Chile	13	99	81	10	644	369				
Colombia	3	63	19	-	3	2				
Mexico	-	1	1	-	-	-				
Paraguay	1	-	-	-	-	2				
Peru	3	-	10	-	-	-				
Uruguay	-	5	11	-	1	-				
USA	31	212	251	4	280	134	3			
Venezuela	5	34	40	-	-	38				
Other	2	6	4	-	-	-				
EUROPE:										
Austria	790	4 486	4 923	52	2 623	1 511	52			
Belgium	14	74	113	-	26	22				
Denmark	9	70	105	-	45	34				
Finland	1	17	15	-	7	10				
	-	8	9	-	2	-				

2. MIGRATION
 2.3 Immigrants by country of previous permanent residence and emigrants by country of destination and citizenship (concluded)

2. MIGRASIE
 2.3 Immigrante volgens land van vorige permanente verblijf en emigrante volgens land van bestemming en burgerskap (afgesluit)

Country	Migration - Migrasie										
	Immigrants					Emigrants					
	Oct./Okt.	Jan. - Oct./Okt.	1988	1989	1989	Oct./Okt.	Jan. - Oct./Okt.	1988	1989	1989	
France	14	94	78	-	25	12	12	12	12	12	Frankryk
Greece	14	86	117	-	12	5	12	5	5	5	Griekeland
Ireland	4	149	105	-	39	17	39	17	17	17	Ierland
Italy	18	85	98	-	26	15	26	15	15	15	Italië
Luxemburg	1	1	2	5	7	5	7	5	5	5	Luxemburg
Netherlands	18	129	110	3	93	39	93	39	39	39	Nederland
Norway	-	4	3	-	7	1	7	1	1	1	Noorwee
Portugal	156	686	825	-	19	17	19	17	17	17	Portugal
Spain	5	37	32	4	8	16	8	16	16	16	Spanje
Sueden	-	10	11	-	8	10	8	10	10	10	Suede
Suiserland	15	67	65	-	55	47	55	47	47	47	Suiserland
UK	423	2 479	2 604	36	2 093	1 149	2 093	1 149	94	38	UK
West Germany	54	479	389	1	146	94	146	94	94	94	Wes-Duitsland
Other	44	84	242	3	5	18	5	18	18	18	Ander
OCEANIA:	34	155	159	41	2 330	1 064	2 330	1 064	2	2	OSEANIE:
Australia	29	125	119	34	2 175	989	2 175	989	1	1	Australië
New Zealand	5	30	40	7	155	75	155	75	1	1	Nieu-Seeland
Other	-	-	-	-	-	-	-	-	-	-	Ander
UNSPECIFIED	-	36	62	-	429	600	429	600	-	-	ONGESPESIFISEERD

2. MIGRATION
2.3 Immigrants by country of previous permanent residence
and emigrants by country of destination and
citizenship (concluded)

2.3 Immigrants volgens land van vorige permanente verblijf
en emigrante volgens land van bestemming en
burgerschap (afgesluit)

Country	Migration - Migrasie										
	Immigrants Immigrante					Emigrants Emigrante					Land
	Oct./Okt. 1989	Jan. - Oct./Okt. 1989	Oct./Okt. 1989	Jan. - Oct./Okt. 1989	Oct./Okt. 1989	Destination Bestemming	Jan. - Oct./Okt. 1989	Oct./Okt. 1989	Citizenship Burgerskap	Oct./Okt. 1989	
France	14	94	78	-	-	25	12	-	-	-	Frankryk
Greece	14	86	117	-	-	12	5	-	-	-	Griekeland
Ireland	4	149	105	-	-	39	17	-	2	-	Ierland
Italy	16	85	98	-	-	26	15	-	-	-	Italië
Luxemburg	1	1	2	-	5	7	5	-	-	-	Luxemburg
Netherlands	16	129	110	-	3	93	39	-	3	-	Nederland
Norway	-	4	3	-	-	7	1	-	-	-	Noorweë
Portugal	156	685	825	-	-	19	17	-	1	-	Portugal
Spain	5	37	32	-	4	8	16	-	4	-	Spanje
Sweden	-	10	11	-	-	8	10	-	-	-	Suede
Switzerland	15	67	65	-	-	55	47	-	-	-	Suisaerland
UK	423	2 407	2 604	-	36	2 093	1 149	-	38	-	VK
West Germany	54	479	389	-	1	146	94	-	1	-	Wes-Duitsland
Other	44	64	242	-	3	5	18	-	3	-	Ander
OCEANIA:	34	155	159	-	41	2 330	1 064	-	2	-	OSEANIE:
Australia	29	125	119	-	34	2 175	989	-	1	-	Australië
New Zealand	5	30	40	-	7	155	75	-	1	-	Nieu-Seeland
Other	-	-	-	-	-	-	-	-	-	-	Ander
UNSPECIFIED	-	36	62	-	-	129	600	-	-	-	ONGESPECIFISEERD