



2



REPUBLIEK VAN SUID-AFRIKA
REPUBLIC OF SOUTH AFRICA



SENTRALE
STATISTIEKDIENS
CENTRAL
STATISTICAL SERVICE

**STATISTICAL NEWS RELEASE
STATISTIESE NUUSBERIG**

P0351

TOURISM AND MIGRATION: NOVEMBER 1992

TOERISME EN MIGRASIE: NOVEMBER 1992

4 MARCH/MAART 1993

SUMMARY

The net result of immigration and emigration shows a gain of 3 596 persons for the period January 1992 to November 1992, compared with a gain of 7 924 persons for the same period of 1991. The net gain of professional, semi-professional and technical occupations was 558 persons for the period January 1992 to November 1992, compared with a gain of 1 013 persons for the same period of 1991.

Visitors from countries other than Africa decreased by 3,7% during November 1992 compared with November 1991.


During November 1992 the South African residents who went abroad as tourists, increased by 34,8% compared with November 1991.

OPSOMMING

Die netto resultaat van immigrasie en emigrasie toon 'n wins van 3 596 persone vir die tydperk Januarie 1992 tot November 1992, teenoor 'n wins van 7 924 persone vir dieselfde tydperk van 1991. Die netto wins van professionele, semi-professionele en tegniese beroepe was 558 persone vir die tydperk Januarie 1992 tot November 1992, teenoor 'n wins van 1 013 persone vir dieselfde tydperk van 1991.

Besoekers uit lande anders as Afrika het gedurende November 1992 met 3,7% afgeneem teenoor November 1991.

Gedurende November 1992 het Suid-Afrikaanse inwoners wat as toeriste na die buiteland vertrek het, met 34,8% toegeneem teenoor November 1991.


 HEAD: GENERAL STATISTICAL SERVICE
 HOOF: SENTRALE STATISTIEKDIENS

ENQUIRIES:		NAVRAE:	
PRETORIA	Tel. (012) 310-8911 Private Bag X44, Pretoria, 0001 Fax: 3108500 3108501	PRETORIA	Tel. (012) 310-8911 Private Sak X44, Pretoria, 0001 Faks: 3108500 3108501
BLOEMFONTEIN	(051) 477767	KEMPTON PARK	(011) 3943420/1
DURBAN	(031) 3053904	KIMBERLEY	(0531) 33965
CAPE TOWN/KAAPSTAD	(021) 4612098	KLERKSDORP	(018) 4624008
		NELSPRUIT	(01311) 52455/6
		PIETERSBURG	(01521) 71609
		PORT ELIZABETH	(041) 523801/2

EXPLANATORY NOTES

As from March 1970, travellers to and from Botswana, Lesotho and Swaziland (BLS countries) were included in tourist statistics for the first time. With effect from December 1980, the data on RSA, Botswana, Lesotho and Swaziland citizens (foreign visitors excluded) were not taken into account, since the collection of the basic data had been discontinued. However, as from October 1991 all travellers to and from Botswana, Lesotho and Swaziland are once again included in the tourism statistics. Data on RSA citizens visiting these countries are still excluded since the completion of the relevant source document is not required of them.

As from January 1992 the particulars of contract workers and border traffic concessions are included in the data and are shown separately in Table 1.1.1, while the detail by country of residence is furnished in Table 1.2.2.

Border traffic concession is granted to a person who crosses the border on a frequent basis. This concession is granted for a maximum period of six months after which it can be renewed if necessary.

In comparing tourism information with that of previous periods from January 1992, it is necessary to omit the effect of the inclusion of contract workers and border control concessions (from all countries) on the number of foreign visitors. As from January 1992 the same applies to South African residents who depart as contract workers or with border traffic concessions.

The above-mentioned adjustments are taken into account in the analysis of the tourism data which appears in the "Summary".

VERDUIDELIKENDE OPMERKINGS

Reisigers na en van Botswana, Lesotho en Swaziland (BLS-lande) is met ingang van Maart 1970 vir die eerste keer by statistieke van toeriste ingesluit. Met ingang van Desember 1980 is die gegewens ten opsigte van burgers van die RSA, Botswana, Lesotho en Swaziland (vreemde besoekers uitgesluit) buite rekening gelaat, aangesien die invordering van die basiese gegewens gestaak is. Met ingang van Oktober 1991 word alle reisigers van en na Botswana, Lesotho en Swaziland egter weer by die toerismestatistieke ingesluit. Gegewens oor RSA-burgers wat dié lande besoek, word steeds uitgesluit omdat die voltooiing van die betrokke brondokument nie van hulle verlang word nie.

Die besonderhede van kontrakwerkers en grensverkeervergunnings is vanaf Januarie 1992 by die gegewens ingesluit en word afsonderlik in Tabel 1.1.1 getoon, terwyl 'n uiteensetting volgens land van verblyf in Tabel 1.2.2 verstrek word.

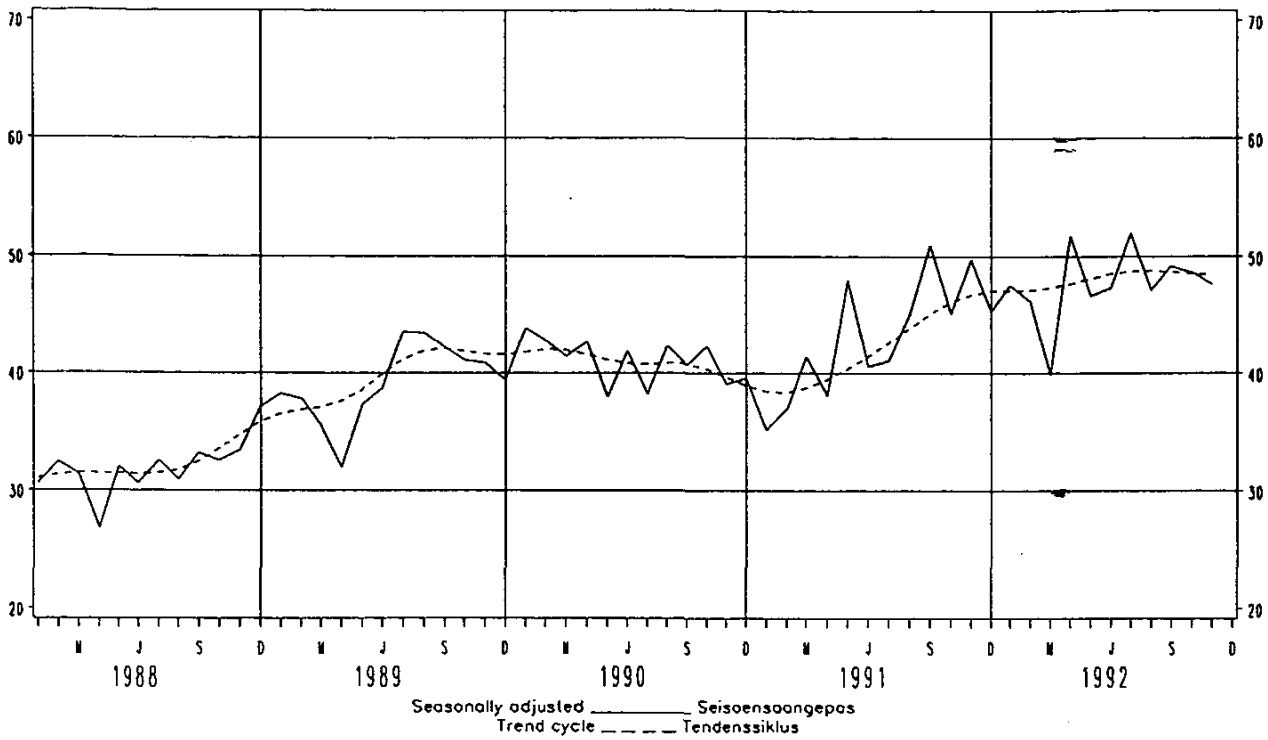
Grensverkeervergunning word aan 'n persoon wat op 'n gereelde basis oor die grens beweeg toegeken. Hierdie vergunning word vir 'n maksimum tydperk van ses maande toegestaan, waarna dit weer hernieu kan word indien nodig.

In die vergelyking van toerismegegewens vanaf Januarie 1992, met dié van vorige tydperke is dit nodig om die effek wat die insluiting van kontrakwerkers en grensverkeervergunnings (vanaf alle lande) op die getal vreemde besoekers het, buite rekening te laat. Vanaf Januarie 1992 geld dieselfde ten opsigte van Suid-Afrikaanse inwoners wat as kontrakwerkers en met grensverkeervergunnings vertrek.

Bogenoemde aanpassings aan die toerismegegewens word in berekening gebring by die ontledings wat in die "Opsomming" verskyn.

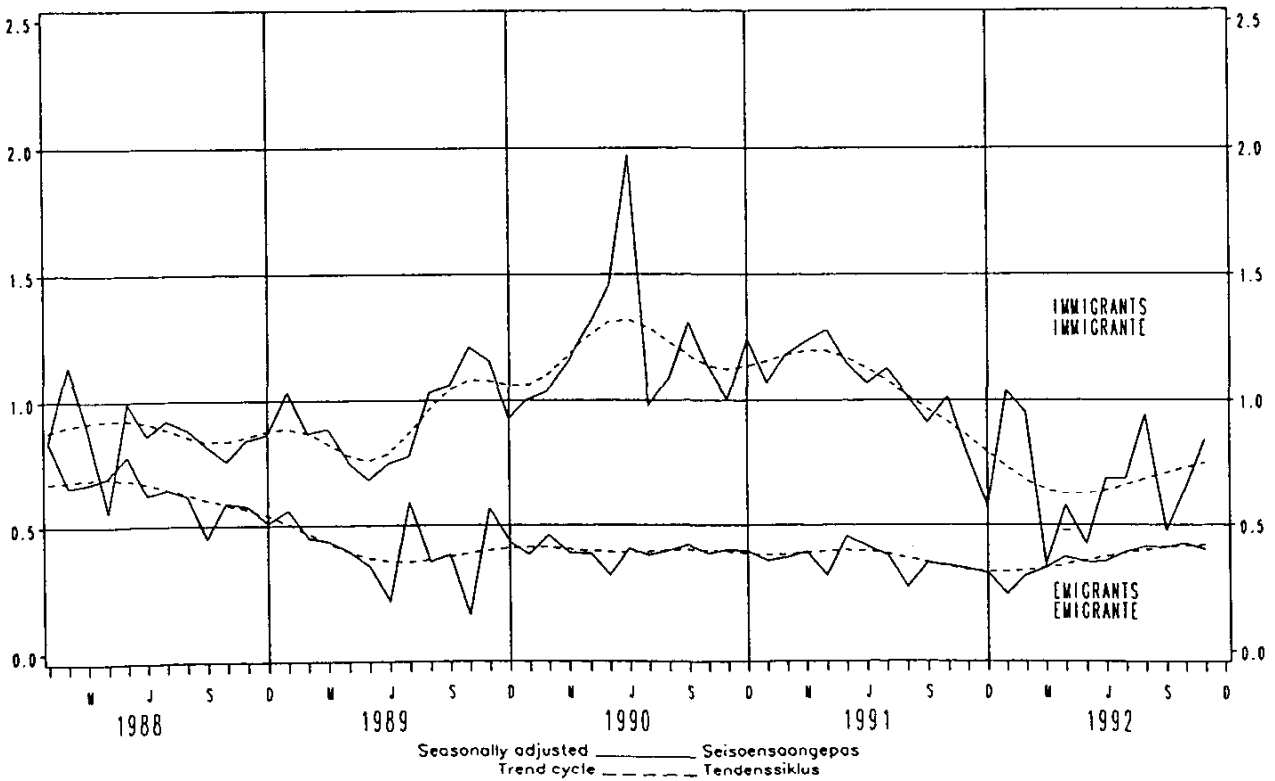
FOREIGN VISITORS : ARRIVALS
EXCLUDING AFRICA
THOUSAND

VREEMDE BESOEKERS : AANKOMS
UITGESONDERD AFRIKA
DUISEND



IMMIGRANTS AND EMIGRANTS
THOUSAND

IMMIGRANTE EN EMIGRANTE
DUISEND



1. TOURISM 1/ 1.1 Arrivals and departures of foreign visitors and South African residents 1.1.1 Purpose of visit	November		Jan. -		Nov.		Year -		Doel van besoek	
	1992	1991	1992	1991	1992	1991	1992	1991		
Purpose of visit										
(a) ARRIVALS: GRAND TOTAL	345 398	304 484	3 353 341	2 010 229	2 375 408				(a) AANKOMS: GROOTTOTAAL	
(i) Foreign visitors - Total	268 841	253 424	2 584 431	1 407 559	1 709 554				(i) Vreemde besoekers - Totaal	
Actual data									Werklike gegewens	
Seasonally adjusted									Selsoensaangepaste gegewens	
Business	254 574	240 844	438 758	276 143	318 034				Besigheid	
Holiday	42 960	49 811	1 783 036	1 111 476	1 370 835				Vakansie	
Study	195 095	202 925	23 452	19 940	20 685				Studie	
Work	930	888	13 028						Werk	
Contract workers	15 478		163 631						Kontrakwerkers	
Border traffic concession	4 187		39 355						Grensverkeervergunning	
Transit	9 198		123 171						Transito	
(ii) South African residents returning	76 557	51 060	768 910	602 670	665 854				(ii) Terugkerende Suid-Afrikaanse inwoners	
(b) DEPARTURES: GRAND TOTAL	349 191	302 816	3 254 272	2 002 968	2 389 761				(b) VERTREK: GROOTTOTAAL	
(i) Foreign visitors - Total	282 260	253 178	2 539 891	1 430 385	1 712 677				(i) Vreemde besoekers - Totaal	
(ii) South African residents departing temporarily -									(ii) Suid-Afrikaanse inwoners wat tydelik vertrek -	
Total	66 931	49 638	714 381	572 583	677 084				Totaal	
Business	19 960	16 674	189 861	169 815	179 899				Besigheid	
Holiday	44 854	32 692	502 243	397 617	491 709				Vakansie	
Study	1 603	272	7 128	5 151	5 476				Studie	
Work	1 399		13 756						Werk	
Contract workers	1		138						Kontrakwerkers	
Border traffic concession	5		89						Grensverkeervergunning	
Transit	109		1 166						Transito	
1. TOURISM 1/ 1.1 Arrivals and departures of foreign visitors and South African residents 1.1.2 Mode of travel									1. TOERISME 1/ 1.1 Aankoms en vertrek van vreemde besoekers en Suid-Afrikaanse inwoners 1.1.2 Wyse van reis	
Arrivals and departures									Aankoms en vertrek	
	Total	Mode of travel - Wyse van reis								
	Totaa	Air-Lug	Rail-Spoor	Road-Pad	Sea-See	November 1992				
(a) ARRIVALS: GRAND TOTAL	345 398	111 795	791	231 131	1 881				(a) AANKOMS: GROOTTOTAAL	
(i) Foreign visitors	268 841	59 432	678	207 323	1 408				(i) Vreemde besoekers	
(ii) South African residents	76 557	52 363	113	23 808	208				(ii) Suid-Afrikaanse inwoners	
(b) DEPARTURES: GRAND TOTAL	349 191	109 356	440	237 946	1 449				(b) VERTREK: GROOTTOTAAL	
(i) Foreign visitors	282 260	61 435	399	219 295	1 131				(i) Vreemde besoekers	
(ii) South African residents	66 931	47 921	41	18 651	318				(ii) Suid-Afrikaanse inwoners	

Not applicable/Nie van toepassing nie
Please see explanatory notes / Kyk asseblief verduidelikende opmerkings

1. TOURISM 1/
 1.2 Foreign visitors
 1.2.1 Arrivals by country of residence
 and mode of travel

1. TOERISME 1/
 1.2 Vreemde besoekers
 1.2.1 Aankoms volgens land van verblyf
 en wyse van reis

Country	Foreign visitors - Vreemde besoekers												Land
	Mode of travel - Wyse van reis												
	November 1991						November 1992						
	Air Lug	Rail Spoor	Road Pad	Sea See	Jan. Jan.	Nov. Nov.							
GRAND TOTAL	253 424	268 841	59 432	678	207 323	1 408	1 408	559	2 584	431			GROTTOTAAL
AFRICA: 1/	193 919	211 558	12 315	663	198 520	60	60	956	505	2 083	072		AFRIKA: 1/
Botswana	22 444	20 023	1 029	3	18 991	4	4	108	725	210	935		Botswana
Egypt	41	44	38	259	401		Egipte
Kenya	528	628	566	..	60	2	2	3 142	5 807	5 807	..		Kenia
Lesotho	2 436	86 314	290	2	86 022	170 995	803 188	803 188	..		Lesotho
Malawi	2 755	2 118	849	..	1 269	24 513	22 357	22 357	..		Malawi
Mauritius	520	533	499	..	34	5 338	5 438	5 438	..		Mauritius
Mozambique	3 436	9 302	1 397	3	7 902	31 121	81 063	81 063	..		Mosambiek
Namibia	13 664	10 682	1 741	3	8 937	1	1	112 995	154 658	154 658	..		Namibie
Reunion	21	57	57	802	1 102	1 102	..		Reunioen
Seychelles	44	48	47	391	397	397	..		Seychelle
Swaziland	40 936	39 129	422	3	38 704	131 024	389 481	389 481	..		Swaziland
Zaire	1 246	665	572	..	93	8 299	6 272	6 272	..		Zaire
Zambia	1 507	2 563	1 141	..	1 422	17 762	23 091	23 091	..		Zambie
Zimbabwe	31 929	36 643	2 472	642	33 522	7	7	319 575	348 334	348 334	..		Zimbabwe
Other	2 412	2 809	1 195	7	1 559	48	48	21 564	30 548	30 548	..		Ander
ASIA:	6 466	5 660	4 692	..	764	204	204	53 776	61 861	61 861	..		ASIE:
Cyprus	71	93	81	..	12	761	739	739	..		Ciprus
Hong Kong	302	250	235	..	13	2	2	3 262	4 044	4 044	..		Hongkong
India	497	518	383	..	111	24	24	3 974	5 032	5 032	..		Indië
Israel	1 292	924	810	..	107	7	7	12 397	10 712	10 712	..		Israel
Japan	752	619	591	..	12	16	16	6 700	8 320	8 320	..		Japan
Korea	111	97	80	..	17	1 144	1 103	1 103	..		Korea
Pakistan	189	154	123	..	25	6	6	1 158	1 710	1 710	..		Pakistan
Philippines	172	273	139	..	37	97	97	2 078	2 540	2 540	..		Filippyne
Republic of China	2 529	1 238	1 083	..	143	12	12	17 624	16 328	16 328	..		Republiek van Sjina
Singapore	100	214	206	..	6	2	2	933	1 598	1 598	..		Singapoer
Other	451	1 280	961	..	281	38	38	3 745	9 735	9 735	..		Ander
AMERICAS:	6 571	6 223	5 232	4	858	129	129	58 585	66 643	66 643	..		AMERIKAS:
Argentina	119	101	95	..	6	1 244	1 512	1 512	..		Argentinië
Brazil	358	373	314	..	58	3 281	3 060	3 060	..		Brasilië
Canada	1 249	1 127	964	2	140	21	21	9 788	10 611	10 611	..		Kanada
Chili	91	55	48	..	6	1	1	907	709	709	..		Chili
Columbia	61	17	10	..	5	2	2	208	215	215	..		Columbia
Mexico	16	30	24	6	6	203	253	253	..		Mexico
Paraguay	12	14	14	176	125	125	..		Paraguay
Peru	14	37	8	1	28	135	280	280	..		Peru
Uruguay	19	8	8	187	255	255	..		Uruguay
USA	4 490	4 302	3 654	1	551	96	96	41 646	48 365	48 365	..		VSA
Venezuela	11	26	22	..	4	191	184	184	..		Venezuela
Other	131	133	71	..	60	2	2	619	1 074	1 074	..		Ander

1/ Please see explanatory notes / Kyk asseblief verduidelikende opmerkings

1. TOURISM
 1.2 Foreign visitors
 1.2.1 Arrivals by country of residence and mode of travel (concluded)

1. TOERISME
 1.2 Vreemde besoekers
 1.2.1 Aankoms volgens land van verblyf en wyse van reis (afgesluit)

Country	Foreign visitors - Vreemde besoekers									
	November		Mode of travel - Wyse van reis				Jan. - Nov.		Land	
	1991	1992	Air	Rail	Road	Sea	1991	1992		
		Lug	Spoor	Pad	See					
EUROPE:	43 953	42 789	34 997	8	6 790	994	320 333	350 492	EUROPA:	
Austria	1 696	1 423	1 164	..	237	22	10 076	10 642	Oostenryk	
Belgium	1 274	1 145	866	..	272	7	9 361	10 127	Belgie	
Bulgaria	89	122	81	..	35	6	840	1 185	Bulgarye	
Czechoslovakia	101	86	70	..	16	..	551	724	Tsjeggo-Slowakye	
Denmark	251	414	294	..	107	13	2 008	2 878	Denemarke	
Finland	170	380	289	..	91	..	1 255	2 350	Finland	
France	2 368	2 498	2 195	..	293	10	19 146	22 401	Frankryk	
Germany	11 310	11 362	8 771	4	2 168	419	77 096	79 809	Duitsland	
Greece	468	406	295	..	32	79	3 702	3 951	Griekeland	
Hungary	109	106	105	..	1	..	627	576	Hongarye	
Ireland	498	419	299	..	119	..	3 723	4 465	Ierland	
Italy	1 897	1 408	1 205	..	188	15	14 781	17 687	Italië	
Luxembourg	118	89	60	..	29	..	624	730	Luxemburg	
Netherlands	2 543	2 227	1 796	..	404	27	15 671	18 646	Nederlând	
Norway	178	235	165	..	45	25	1 495	2 147	Noorweë	
Poland	236	250	190	..	17	43	2 559	1 727	Pole	
Portugal	833	586	521	..	54	11	6 025	4 835	Portugal	
Romania	171	128	48	2	75	3	597	1 282	Roemenië	
Russia	130	300	157	..	25	118	949	2 991	Rusland	
Spain	312	322	234	..	56	32	4 454	4 106	Spanje	
Sweden	373	430	303	..	119	8	2 794	3 940	Swede	
Switzerland	2 613	2 553	2 223	..	323	7	16 471	18 037	Switserland	
UK	15 788	15 363	13 311	2	1 932	118	123 060	131 256	VK	
Yugoslavia	230	205	125	..	56	24	1 234	1 834	Joego-Slawië	
Other	197	332	230	..	96	6	1 234	2 166	Ander	
OCEANIA:									..	
Australia	2 275	2 568	2 158	3	390	17	16 673	21 297	OSSEANIE:	
New Zealand	1 891	2 148	1 872	3	263	10	13 327	16 600	Australië	
Other	372	409	280	..	122	7	3 240	4 580	Nieu-Seeland	
	12	11	6	..	5	..	106	117	Ander	
UNSPECIFIED	240	43	38	..	1	4	1 687	1 066	ONGESPEKIFISEERD	

1. TOURISME 1/
1.2 Vreemde besoekers
1.2.2 Aankoms volgens land van verblijf
en doel van besoek

1. TOURISME 1/
1.2 Vreemde besoekers
1.2.2 Aankoms volgens land van verblijf
en doel van besoek

Country	Foreign visitors - Vreemde besoekers										Land	
	November		Purpose of visit (November 1992)		Doel van besoek (November 1992)		Transit		Contract			
	1991	1992	Business Besigheid	Holiday Vakansie	Study Studie	Work Werk	Transit Transito	Transit Transito	Contract werker	Contract werker		
GRAND TOTAL	253 424	268 841	42 980	195 095	930	993	9 198	15 478	4 187	15 478	4 187	GROOTTOTAAL
AFRIKA:	193 919	211 558	35 173	150 667	588	280	5 282	15 458	4 110	15 458	4 110	AFRIKA:
Botswana	22 444	20 023	3 692	15 486	98	18	623	86	20	86	20	Botswana
Egypte	41	44	13	26	..	1	4	Egipte
Kenya	528	628	174	332	22	4	95	Kenia
Lesotho	72 436	86 314	16 727	56 020	49	14	987	8 526	3 991	8 526	3 991	Lesotho
Malawi	2 755	2 118	474	1 512	12	3	107	Malawi
Mauritius	520	533	74	415	3	3	36	Mauritius
Mozambique	3 436	9 302	1 539	2 269	18	16	163	5 295	2	5 295	2	Mosambiek
Namibia	13 664	10 682	2 479	6 567	73	12	1 546	3	2	3	2	Namibië
Reunion	21	57	9	45	..	1	2	Reunion
Seychelles	44	48	6	33	9	Seychelle
Swaziland	40 936	39 129	5 942	30 578	207	11	814	1 525	52	1 525	52	Swaziland
Zaire	1 246	665	218	414	4	16	11	..	2	..	2	Zaire
Zambia	1 507	2 563	813	1 583	9	11	146	1	..	1	..	Zambië
Zimbabwe	31 929	36 643	2 582	33 519	48	134	352	17	4	17	4	Zimbabwe
Other	2 412	2 809	431	1 868	45	26	387	4	35	4	35	Ander
ASIA:	6 466	5 660	1 063	3 663	40	147	722	6	19	6	19	ASIE:
Cyprus	71	93	11	77	..	1	4	Ciprus
Hong Kong	302	250	83	149	..	1	17	Hongkong
India	497	518	85	346	4	5	76	..	2	..	2	Indië
Israel	1 292	924	115	750	3	20	31	1	4	1	4	Israel
Japan	752	619	230	268	1	32	88	Japan
Korea	111	97	35	40	1	6	14	1	..	1	..	Korea
Pakistan	189	154	13	122	..	5	14	Pakistan
Philippines	172	273	13	52	..	7	201	Filippyne
Rep. of China	2 529	1 238	143	1 010	4	30	46	..	5	..	5	Rep. van Sjina
Singapore	100	214	56	131	..	1	26	Singapoer
Other	451	1 280	279	718	27	39	205	4	8	4	8	Ander
AMERIKAS:	6 571	6 223	1 146	4 289	29	155	588	1	15	1	15	AMERIKAS:
Argentina	119	101	26	63	..	2	10	Argentinië
Brazil	358	373	62	274	2	5	430	Brasilië
Canada	1 249	1 127	123	911	4	20	65	..	4	..	4	Kanada
Chili	91	55	26	20	8	Chili
Columbia	61	17	1	13	2	..	1	..	1	Kolumbia
Mexico	16	30	5	23	2	Mexico
Paraguay	12	14	3	9	..	1	1	Paraguay
Peru	14	37	2	33	1	..	1	Peru
Uruguay	19	8	4	2	2	Uruguay
USA	4 490	4 302	850	2 841	20	126	461	..	4	..	4	VSA
Venezuela	11	26	9	15	..	1	2	..	2	Venezuela
Other	131	133	35	85	2	1	6	1	3	1	3	Ander

1. TOERISME 1/
 1.2 Vreemde bezoekers
 1.2.2 Aankoms volgens land van verblyf en doel van besoek (afgesluit)

1. TOURISM 1/
 1.2 Foreign visitors
 1.2.2 Arrivals by country of residence and purpose of visit (concluded)

Country	November		Purpose of visit(November 1992) - Doel van besoek(November 1992)							Land
	1991	1992	Business Besigheid	Holiday Vakansie	Study Studie	Work Werk	Transit Transitio	Contract worker Kontrak-werker	Border traffic Grens-verkeer	
EUROPE:	43 953	42 789	5 306	34 302	244	383	2 509	10	35	EUROPA:
Austria	1 696	1 423	103	1 251	2	2	60	1	4	Oostenryk
Belgium	1 274	1 145	134	969	8	9	25	België
Bulgaria	89	122	11	92	..	3	16	Bulgarië
Czechoslovakia	101	86	25	53	..	5	27	Tsjeggo-Slowakye
Denmark	251	414	4	308	2	4	27	..	2	Denemarke
Finland	170	380	46	317	4	4	6	..	3	Finland
France	2 368	2 498	509	1 729	3	40	213	..	4	Frankryk
Germany	11 310	11 362	886	9 752	53	64	597	..	9	Duitsland
Greece	468	406	39	218	..	7	140	..	1	Griekeland
Hungary	109	106	37	65	..	3	1	Hongarye
Ireland	498	419	42	339	2	14	139	Ierland
Italy	1 897	1 408	304	949	8	..	3	Italië
Luxembourg	118	89	12	66	Luxemburg
Netherlands	2 543	2 227	244	1 904	5	16	57	..	2	Nederlând
Norway	178	235	49	111	3	4	93	Noorweë
Poland	236	250	17	136	..	4	47	Polje
Portugal	833	586	73	459	..	2	4	Portugal
Roumania	171	128	13	35	73	1	1	Roemenië
Russia	130	322	53	80	..	22	139	..	1	Rusland
Spain	312	300	62	189	..	2	68	..	1	Spanje
Sweden	373	430	109	268	1	2	49	..	1	Swece
Switzerland	2 613	2 553	241	2 169	3	11	129	Switserland
UK	15 788	15 363	2 143	12 503	12	152	550	..	3	VK
Yugoslavia	230	205	24	144	2	7	28	Joego-Slawië
Other	197	332	59	196	55	2	18	..	1	Ander
OCEANIA:	2 275	2 568	259	2 155	29	28	86	..	8	OSEANIE:
Australia	1 891	2 148	211	1 821	17	27	68	..	4	Australië
New Zealand	372	409	46	327	12	1	17	..	3	Nieu-Seeland
Other	12	11	2	7	1	..	1	Ander
UNSPECIFIED	240	43	13	19	11	ONGESPESIFISEERD

1. TOURISM 1/
 1.3 South African residents
 1.3.1 Departures by country of destination
 and mode of travel

1. TOERISME 1/
 1.3 Suid-Afrikaanse inwoners
 1.3.1 Vertrek volgens land van bestemming
 en wyse van reis

Country	South African residents - Suid-Afrikaanse inwoners											
	November						November					
	1991		1992		November		1991		1992		November	
	Air	Rail	Road	Sea	Mode of travel	Wyse van reis	Jan.	Nov.				
	Lug	Spoor	Pad	See								
GRAND TOTAL	49 638	66 931	47 921	41	18 651	318	572 583	714 381				
AFRICA: 1/	28 975	36 493	17 760	39	18 606	88	312 235	380 787				
Botswana	3 971	1 913	1 285	11	2 047	..	42 120	42 078				
Egypt	218	285	584	2 491				
Kenya	502	779	206	..	3	..	3 877	7 502				
Lesotho	1 476	2 623	717	..	2 417	..	11 949	25 021				
Malawi	755	750	33	..	8 604	8 586				
Mauritius	2 534	2 804	2 802	2	32 677	32 560				
Mozambique	2 114	2 780	1 836	..	907	37	20 914	28 097				
Namibia	3 300	11 146	2 836	18	8 288	4	34 621	107 076				
Reunion	64	70	69	1	284	662				
Seychelles	538	539	536	..	3	..	9 823	4 870				
Swaziland	3 747	3 430	718	..	2 709	3	37 327	38 666				
Zaire	24	90	79	..	11	..	1 423	976				
Zambia	536	800	734	..	66	..	5 949	7 359				
Zimbabwe	8 631	4 963	2 876	10	2 077	..	93 439	60 155				
Other	1 161	1 463	1 377	..	45	41	8 644	14 688				
ASIA:	3 305	4 778	4 762	1	15	..	35 962	54 551				
Cyprus	45	63	63	958	1 820				
Hong Kong	861	614	614	7 995	8 387				
India	451	490	490	2 528	3 996				
Israel	1 128	1 004	1 004	9 813	14 536				
Japan	66	89	89	1 044	1 031				
Korea	7	15	15	138	155				
Pakistan	11	54	54	138	351				
Philippines	1	14	14	37	156				
Republic of China	488	442	442	7 046	4 735				
Singapore	116	1 015	1 015	1 855	7 560				
Other	131	978	962	1	15	..	4 410	11 824				
AMERICAS:	2 860	3 748	3 728	..	4	16	20 471	39 557				
Argentina	33	106	106	226	451				
Brazil	521	481	477	..	4	..	4 888	4 184				
Canada	173	228	228	1 740	3 059				
Chile	56	38	38	206	299				
Columbia	2	5	5	22	24				
Mexico	3	7	7	19	73				
Paraguay	3	9	9	38	129				
Peru	1	4	4	..	2	..	20	49				
Venezuela	..	4	4	3	38				
USA	2 055	2 838	2 833	..	1	4	13 123	30 870				
Other	13	28	19	..	1	8	186	381				

1/ Please see explanatory notes / Kyk asseblief verduidelikende opmerkings

1. TOURISM
 1.3 South African residents
 1.3.1 Departures by country of destination and mode of travel (concluded)

1. TOERISME
 1.3 Suid-Afrikaanse inwoners
 1.3.1 Vertrek volgens land van bestemming en wyse van reis (afgesluit)

Country	South African residents - Suid-Afrikaanse inwoners													
	November						November							
	1991		1992		1991		1992		1991		1992			
EUROPE:	13	214	19	841	19	810	1	21	9	196	147	225	725	EUROPA:
Austria	206	315	315	2	780	4	059	Oostenryk
Belgium	290	366	366	5	354	5	294	Belgie
Bulgaria	2	37	37	101	..	417	Bulgarye
Czechoslovakia	23	48	48	178	..	528	Tsjeggo-Slowakye
France	674	760	760	9	902	9	890	Frankryk
Germany	1	531	2	132	2	128	..	2	2	26	052	28	063	Duitsland
Greece	547	429	429	9	183	9	850	Griekeland
Hungary	8	23	23	178	..	343	Hongarye
Italy	521	701	701	9	037	10	788	Italie
Luxembourg	256	214	214	5	302	3	808	Luxemburg
Netherlands	639	1	150	1	147	..	3	9	242	13	445	Nederburg
Poland	16	88	88	541	714	Pole
Portugal	1	672	1	971	1	963	..	7	1	22	071	23	424	Portugal
Romania	2	7	7	22	..	199	Roemenië
Russia	6	31	31	118	..	432	Rusland
Spain	54	85	85	858	669	Spanje
Switzerland	669	538	538	10	081	9	623	Switserland
UK	5	970	10	693	10	682	..	6	5	83	617	99	552	VK
Yugoslavia	4	20	20	173	..	171	Joego-Slawie
Other	124	233	233	1	357	2	456	Ander
OCEANIA:	593	1	805	1	792	..	5	8	3	895	10	330	OSEANIË:	
Australia	534	1	642	1	636	6	3	475	9	311	Australië	
New Zealand	52	151	149	2	392	964	Nieu-Seeland	
Other	7	12	12	5	28	..	55	Ander	
UNSPECIFIED	691	266	266	197	3	873	3	431	ONGESPESIFISEERD	

2. MIGRATION
2.1 Immigrants and emigrants
2.1.1 Summary table

2. MIGRATION
2.1 Immigrants and emigrants
2.1.1 Summary table

Immigrants and emigrants	November		Jan. - Nov.		Year - Jaar	
	1992	1991	1992	1991	1992	1991
(a) IMMIGRANTS						
· Actual data	818	771	7 563	11 858	12 379	
· Seasonally adjusted data	842	783	
(i) Persons who arrived as approved immigrants	149	204	2 961	3 965	4 202	
(ii) Persons who after arrival as visitors were approved as immigrants	669	567	4 602	7 893	8 177	
(b) EMIGRANTS						
· Actual data	335	274	3 967	3 934	4 256	
· Seasonally adjusted data	403	328	
(c) NET GAIN/LOSS	+483	+497	+3 596	+7 924	+8 123	

2. MIGRATION
2.1 Immigrants and emigrants
2.1.2 Mode of travel

2. MIGRATION
2.1 Immigrants and emigrants
2.1.2 Mode of travel

Immigrants and emigrants	Mode of travel - wyse van reis		
	Total	Air-Lug	Rail-Spoor
(a) Immigrants 1/	149	146	3
(b) Emigrants	335	325	8

.. Not applicable/Nie van toepassing nie

1/ Persons who arrived as approved immigrants/Persons wat as goedgekeurde immigrante aangekom het.

2. MIGRATION
 2.2 Migrants by occupations
 2.2.1 Immigrants

2. MIGRASIE
 2.2 Migrante volgens beroepe
 2.2.1 Immigrante

Occupations	November		Jan. -		Nov.		Year -		Beroepe
	1992	1991	1992	1991	1992	1991	1992	1991	
GRAND TOTAL	818	771	7 563	11 858	12 379				GROOTTOTAAL
TOTAL - ECONOMICALLY ACTIVE	366	394	3 568	5 787	6 040				TOTAAL - EKONOMIES BEDRYWIG
Professional, semi-professional and technical occupations - Total	161	141	1 387	1 754	1 834				Professionele, semi-professionele en tegniese beroepe - Totaal
Engineers and related technologists	45	44	386	478	498				Ingenieurs- en verwante tegnoloe
Industrial/Production	6	8	8				Bedryf/Produksie
Chemical	3	1	9	14	14				Chemies
Electrical and related	17	14	104	115	118				Elektries en verwant
Agricultural	6	1	1				Landbou
Mechanical	67	51	57				Meganies/Werktuigkundig
Metallurgical	1	7	7				Metallurgies
Mining	4	7	7				Mynbou
Civil and related	4	3	46	56	60				Siviel en verwant
Engineers n.e.c.	5	7	37	47	51				Ingenieurs n.e.g.
Medical practitioner	7	13	107	179	182				Mediese praktisyn
Medical specialist	34	24	280	211	218				Mediese spesialis
Dental professions	2	2	18	11	11				Tandheelkundige beroepe
Education and related occupations	1	14	14				Onderwys- en verwante beroepe
Accountant and related accounting occupations	14	9	171	199	207				Rekenmeester- en verwante rekeningkundige beroepe
Other	13	3	66	99	105				Ander
	49	58	457	742	781				
Managerial, executive and administrative occupations	45	62	451	746	782				Bestuurs-, uitvoerende en administratiewe beroepe
Clerical and sales occupations	63	88	897	1 509	1 573				Klerklike en verkoopsberoepe
Transport, delivery and communications occupations	2	2	48	81	84				Vervoer-, aflewering- en kommunikasieberoepe
Service occupations	24	19	152	230	246				Diensberoepe
Farming and related occupations	1	2	16	66	67				Boerdery- en verwante beroepe
Artisans, apprentice and related occupations	45	45	363	764	787				Ambagsman-, vakleerling- en verwante beroepe
Production foreman and supervisor, miner and quarry worker, operator, production and related worker	11	13	105	209	218				Produksievoorman en -toesighouer, myn- en steengroefwerker, operateur, produksie- en verwante werker
Occupation unspecified and n.e.c.	14	22	149	428	449				Beroep ongespesifiseerd en n.e.g.
TOTAL - NOT ECONOMICALLY ACTIVE	452	377	3 995	6 071	6 339				TOTAAL - NIE-EKONOMIES BEDRYWIG
House-keeping	187	165	1 739	2 394	2 508				Tuisteskepper
Child - not scholar	57	58	525	991	1 007				Kind - nie-skolier
Scholar/Student	180	112	1 457	2 082	2 192				Skolier/Student
Labour disabled	1	58	58				Arbeidsongeskikte
Pensioner	27	38	271	531	559				Pensionaris
Not economically active n.e.c.	1	3	2	15	15				Nie-ekonomies bedrywig n.e.g.

2. MIGRATION
2.2 Migrants by occupations
2.2.2 Emigrants

2. MIGRASIE
2.2 Migrante volgens beroepe
2.2.2 Emigrante

Occupations	November		Jan. - Nov.		Year - Jaar	
	1992	1991	1992	1991	1992	1991
GRAND TOTAL	335	274	3 967	3 934	4 256	4 256
TOTAL - ECONOMICALLY ACTIVE	164	127	1 947	1 858	2 008	2 008
Professional, semi-professional and technical occupations - Total	69	56	829	741	803	803
Engineers and related technologists	12	12	221	203	210	210
Industrial/Production
Chemical	5	4
Electrical and related	2	2	26	31	34	34
Agricultural
Mechanical	..	1	21	11
Metallurgical	1	1	1
Mining	1	..	85	26	28	28
Civil and related	8	4	30	35	37	37
Engineers n.e.c.	1	2	54	95	95	95
Medical practitioner	3	1	25	17	21	21
Medical specialist	2	..	10	2	2	2
Dental professions	4	..	10	4	4	4
Education and related occupations	8	11	135	122	141	141
Accountant and related accounting occupations	3	8	53	63	70	70
Other	37	23	375	330	355	355
Managerial, executive and administrative occupations	16	15	230	202	221	221
Clerical and sales occupations	36	35	496	489	531	531
Transport, delivery and communications occupations	1	2	9	7	9	9
Service occupations	7	6	50	47	55	55
Farming and related occupations	2	..	17	6	8	8
Artisans, apprentice and related occupations	23	12	234	271	281	281
Production foreman and supervisor, miner and quarry worker, operator, production and related worker	2	..	31	53	55	55
Occupation unspecified and n.e.c.	8	1	51	42	45	45
TOTAL - NOT ECONOMICALLY ACTIVE	171	147	2 020	2 076	2 248	2 248
House-keeping	81	73	1 015	959	1 034	1 034
Child - not scholar	14	13	115	308	316	316
Scholar/Student	46	31	498	489	549	549
Labour disabled	1	5	5	5
Pensioner	30	30	391	315	344	344
Not economically active n.e.c.

GROTTOTAAL
TOTAAL - EKONOMIES BEDRYWIG
Professionele, semi-professionele en tegniese beroepe - Totaal
Ingenieurs- en verwante tegnoloe Bedryf/Produksie
Chemies
Elektries en verwant
Landbou
Meganies/Werktuigkundig
Metallurgies
Mynbou
Siviel en verwant
Ingenieurs n.e.g.
Mediese praktisyen
Mediese spesialis
Tandheelkundige beroepe
Onderwys- en verwante beroepe
Rekenmeester- en verwante rekeningkundige beroepe
Ander
Bestuurs-, uitvoerende en administratiewe beroepe
Klerklike en verkoopsberoepe
Vervoer-, aflewering- en kommunikasieberoepe
Diensberoepe
Boerdery- en verwante beroepe
Ambagsman-, vakleerling- en verwante beroepe
Produksievoorman en -toesighouer, myn- en steengroefwerker, operateur, produksie- en verwante werker
Beroep ongespesifiseerd en n.e.g.
TOTAAL - NIE-EKONOMIES BEDRYWIG
Tuisteskepper
Kind - nie-skolier
Skolier/Student
Arbeidsongeskipte
Pensionaris
Nie-ekonomies bedrywig n.e.g.

2. MIGRATION
 2.3 Immigrants by country of previous permanent residence and emigrants by country of destination and citizenship

Country	Immigrants				Emigrants				Land	
	Immigrants				Emigrants					
	Nov. 1992	Jan. 1991	Nov. 1992	Nov. 1992	Nov. 1992	Jan. 1991	Nov. 1992	Nov. 1992		
GRAND TOTAL	818	11 858	7 563	335	3 934	3 934	335	3 967	3 967	GROOTTOTAAL
AFRICA:	135	1 996	1 090	19	190	190	162	131	1 610	AFRIKA:
Botswana	2	42	29	..	9	10	1	Botswana
Kenya	..	18	13	1	..	Kenia
Lesotho	..	158	105	Lesotho
Madeira Islands	2	204	33	..	3	Madeira Eilande
Malawi	20	123	67	..	7	3	..	Malawi
Mauritius	6	93	54	6	9	15	5	Mauritius
Mozambique	..	70	26	..	4	4	..	Mosambiek
Namibia	2	24	26	4	19	19	2	Namibie
RSA	162	..	1 557	RSA
Swaziland	..	115	53	..	3	3	..	Swaziland
Zaire	47	42	203	Zaire
Zambia	3	138	59	3	3	..	Zambia
Zimbabwe	32	872	325	6	135	68	37	Zimbabwe
Other	16	97	97	..	1	6	5	Ander
ASIA:	232	3 502	2 635	6	60	..	5	84	33	ASIE:
Cyprus	2	36	16	..	4	Ciprus
Hong Kong	19	225	608	..	2	9	..	Hongkong
India	34	480	256	3	5	5	Indie
Israel	34	570	345	6	44	..	1	52	20	Israel
Japan	1	9	12	2	2	Japan
Korea	..	42	17	..	1	Korea
Pakistan	23	63	94	Pakistan
Republic of China	45	1 894	962	..	2	1	1	Republiek van Sjina
Turkey	6	50	34	2	2	Turkye
Other	68	133	291	..	7	..	1	13	1	Ander
AMERICAS:	29	667	355	35	551	564	83	AMERIKAS:
Argentina	3	119	48	Argentinië
Brazil	1	73	47	..	5	1	..	Brazilië
Canada	9	66	70	9	252	268	34	Kanada
Chile	..	25	7	..	11	5	7	Chili
Columbia	1	2	1	Kolumbia
Mexico	3	Mexiko
Paraguay	..	15	3	..	2	1	..	Paraguay
Peru	..	19	8	Peru
Uruguay	5	4	7	..	1	Uruguay
Venezuela	1	47	7	Venezuela
USA	7	287	145	26	280	289	49	VSA
Other	2	10	9	Ander

2. MIGRATION
 2.3 Immigrants by country of previous permanent residence
 and emigrants by country of destination and citizenship
 (concluded)

2. MIGRASIE
 2.3 Immigrante volgens land van vorige permanente verblyf
 en emigrante volgens land van bestemming en burgerskap
 (afgesluit)

Country	Migration - Migrasie										Land
	Immigrants Immigrante					Emigrants Emigrante					
	Nov. 1992		Nov. 1991		Nov. 1992	Nov. 1992		Nov. 1991		Nov. 1992	
EUROPE:	418	5 57	3 382	167	2 222	2 430	157	1 988	2 143	23	Oostenryk
Austria	4	95	34	2	33	23	2	26	23	36	Belgie
Belgium	4	87	49	2	42	47	2	43	36	..	Bulgarye
Bulgaria	69	162	282	Tsjeggo-Slowakye
Czechoslovakia	8	53	55	6	4	7	3	2	3	9	Denemarke
Denmark	..	15	6	3	5	7	3	4	3	..	Finland
Finland	..	3	6	..	1	1	Frankryk
France	9	96	64	2	40	64	1	19	23	58	Duitsland
Germany	19	573	277	10	144	94	4	99	58	6	Griekeland
Greece	3	77	18	3	5	15	1	4	4	4	Hongarye
Hungary	5	64	21	1	7	3	3	3	3	32	Ierland
Ireland	6	87	36	1	20	51	..	33	58	..	Italië
Italy	..	77	56	1	30	27	1	41	32	..	Luxemburg
Luxembourg	..	2	4	1	Nederlând
Netherlands	7	138	55	21	103	144	16	87	123	..	Noorweë
Norway	..	7	5	..	2	Pole
Poland	31	489	255	2	5	3	2	12	6	57	Portugal
Portugal	31	748	285	15	38	73	10	38	57	2	Spanje
Spain	..	27	18	2	20	19	2	15	2	2	Swede
Sweden	..	14	6	1	6	10	..	3	2	19	Switserland
Switzerland	4	101	52	95	23	32	..	17	19	7	VK
UK	100	2 383	1 200	95	1 675	1 835	107	1 535	1 675	..	Joego-Slawie
Yugoslavia	82	140	367	3	7	..	Ander
Other	36	79	235	..	15	9	..	5	OSEANIE:
OCEANIA:	4	176	96	108	908	757	11	75	98	90	Australië
Australia	..	116	62	81	859	647	9	58	90	8	Nieu-Seeland
New Zealand	4	59	33	27	49	109	2	17	8	..	Ander
Other	..	1	1	1	ONGESPESIFISEERD
UNSPECIFIED	5	..	3	1	