


*Biblioteek*

LIBRARY COPY

SENTRALE STATISTIEKDIENS  
CENTRAL STATISTICAL SERVICE  
1992-03-01



REPUBLIEK VAN SUID-AFRIKA  
REPUBLIC OF SOUTH AFRICA



SENTRALE  
STATISTIEKDIENS  
CENTRAL  
STATISTICAL SERVICE

**STATISTIESE NUUSBERIG  
STATISTICAL NEWS RELEASE**

P0351

TOERISME EN MIGRASIE: NOVEMBER 1991  
TOURISM AND MIGRATION: NOVEMBER 1991

4 MAART/MARCH 1992

**SUMMARY**

The net gain of migrants in professional, semi-professional and technical occupations was 1 013 persons during the period January 1991 to November 1991, compared with a net gain of 834 persons during the same period of 1990.

During the period January 1991 to November 1991, 1 407 559 foreign visitors arrived in the RSA. Of these 956 505 visitors came from Africa and 451 054 from the other countries of the world. The visitors from countries other than Africa increased by 3,4% against the same period of 1990.

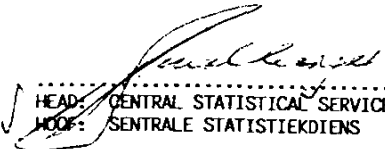
Of the 253 424 foreign visitors who arrived in the RSA during November 1991, 135 816 persons were from Botswana, Lesotho and Swaziland. Visitors from countries outside Africa increased by 28,5% during November 1991 compared with November 1990.

**OPSOMMING**

Die netto wins aan migrante in professionele, semi-professionele en tegniese beroepe was 1 013 persone gedurende die tydperk Januarie 1991 tot November 1991, teenoor 'n netto wins van 834 persone gedurende dieselfde tydperk van 1990.

Gedurende die tydperk Januarie 1991 tot November 1991 het 1 407 559 vreemde besoekers in die RSA aangekom. Hiervan was 956 505 besoekers uit Afrika en 451 054 uit die ander lande van die wêreld afkomstig. Die besoekers uit lande anders as Afrika het met 3,4% toegeneem teenoor dieselfde tydperk van 1990.

Van die 253 424 vreemde besoekers wat die RSA gedurende November 1991 binnegekom het, was 135 816 persone van Botswana, Lesotho en Swaziland. Besoekers van lande buite Afrika het gedurende November 1991 met 28,5% teenoor November 1990 toegeneem.

  
 HEAD: CENTRAL STATISTICAL SERVICE  
 HOOF: SENTRALE STATISTIEKDIENS

ENQUIRIES:		NAVRAE:	
PRETORIA	Tel. (012) 310-8911 Private Bag X44, Pretoria, 0001 Fax: 3108500 3108501	PRETORIA	Tel. (012) 310-8911 Private Sak X44, Pretoria, 0001 Faks: 3108500 3108501
BLOEMFONTEIN	(051) 477767	KEMPTON PARK	(011) 3943420/1
DURBAN	(031) 3053904	KIMBERLEY	(0531) 33965
CAPE TOWN/KAAPSTAD	(021) 4612098	KLERKSDORP	(018) 4624008
		NELSPRUIT	(01311) 52455/6
		PIETERSBURG	(01521) 71609
		PORT ELIZABETH	(041) 523801/2

## EXPLANATORY NOTES

As from March 1970, travellers to and from Botswana, Lesotho and Swaziland were included in tourist statistics for the first time. With effect from December 1980, the data on RSA, Botswana, Lesotho and Swaziland citizens (foreign visitors excluded) were not taken into account, since the collection of the basic data had been discontinued. However, as from October 1991 all travellers to and from Botswana, Lesotho and Swaziland are once again included (contract workers excluded) in the tourism statistics. Data on RSA citizens visiting these countries are still excluded since the completion of the relevant source document is not required of them.

The present data on tourism between the RSA and Namibia are not comparable with the data for 1990, since full immigration control between the RSA and Namibia was established only from 1 January 1991.

As from January 1992 the particulars of all contract workers will be included in the data and will be shown separately.

## VERDUIDELIKENDE OPMERKINGS

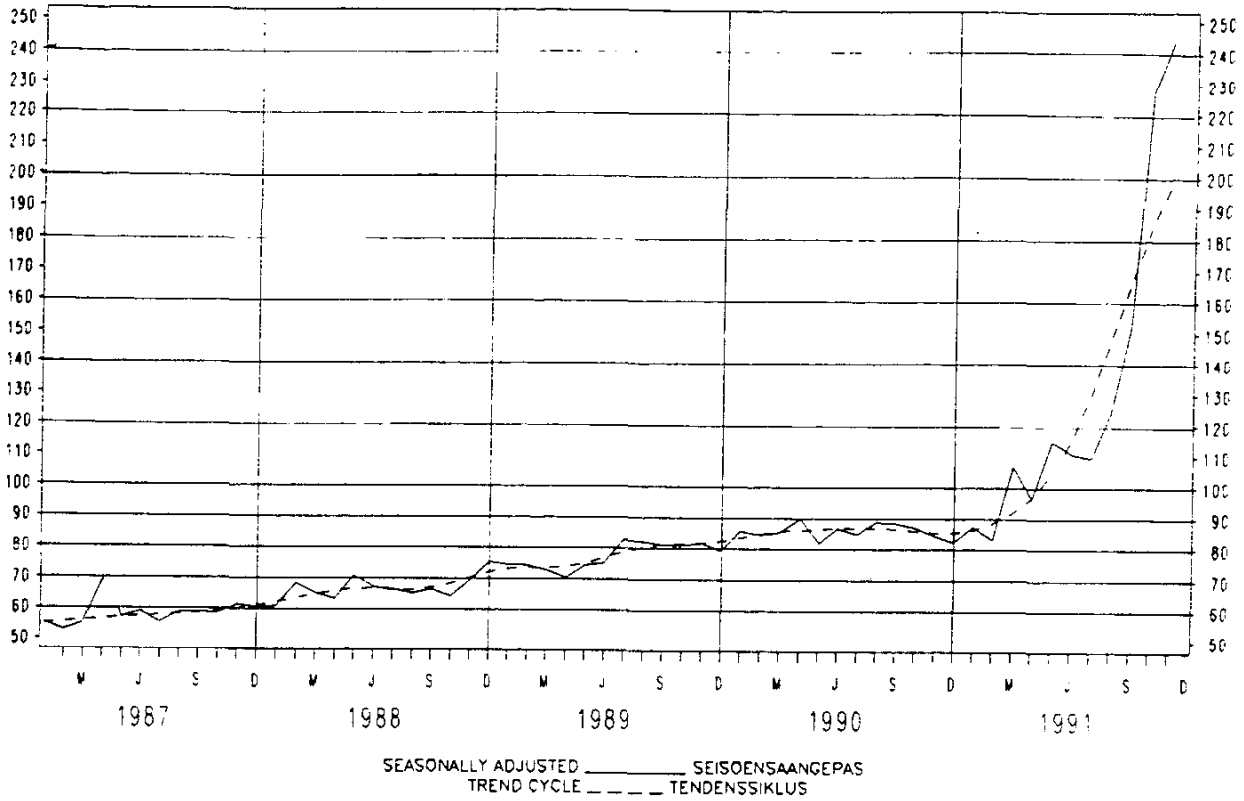
Reisigers na en van Botswana, Lesotho en Swaziland is met ingang van Maart 1970 vir die eerste keer by statistieke van toeriste ingesluit. Met ingang van Desember 1980 is die gegewens ten opsigte van burgers van die RSA, Botswana, Lesotho en Swaziland (vreemde besoekers uitgesluit) buite rekening gelaat, aangesien die invordering van die basiese gegewens gestaak is. Met ingang van Oktober 1991 word alle reisigers van en na Botswana, Lesotho en Swaziland (kontrakwerkers uitgesluit) egter weer by die toerismestatistieke ingesluit. Gegewens oor RSA-burgers wat dié lande besoek, word steeds uitgesluit omdat die voltooiing van die betrokke brondokument nie van hulle verlang word nie.

Die huidige gegewens oor toerisme tussen die RSA en Namibië is nie vergelykbaar met die gegewens van 1990 nie, aangesien volledige immigrasiebeheer eers vanaf 1 Januarie 1991 tussen die RSA en Namibië ingestel is.

Die besonderhede van alle kontrakwerkers sal met ingang van Januarie 1992 by die gegewens ingesluit en afsonderlik aangedui word.

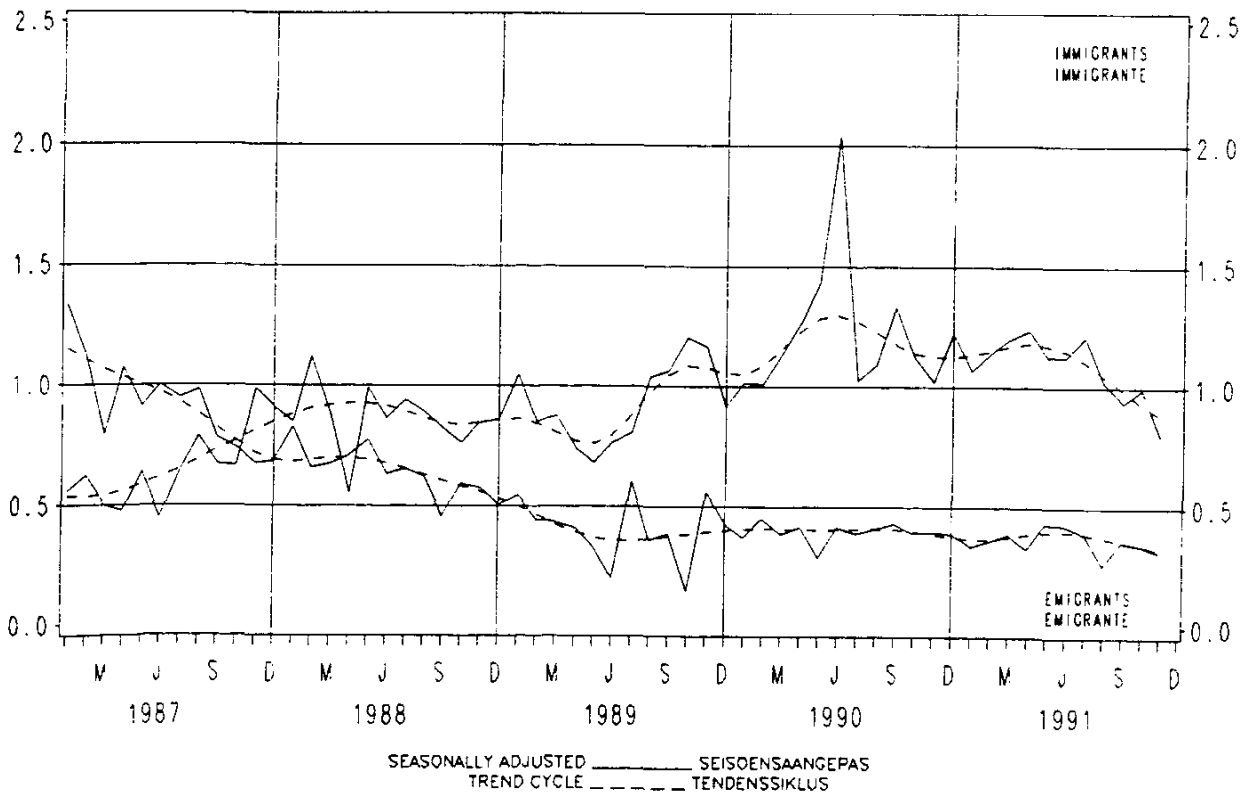
FOREIGN VISITORS : ARRIVALS  
THOUSAND

VREEMDE BESOEKERS . AANKOMS  
DUISEND



IMMIGRANTS AND EMIGRANTS  
THOUSAND

IMMIGRANTE EN EMIGRANTE  
DUISEND



1. TOURISM 1/  
1.1 Arrivals and departures of foreign visitors  
and South African residents  
1.1.1 Purpose of visit

Purpose of visit	November		Jan. - Nov.		Year - Jaar		Doel van besoek
	1991	1990	1991	1990	1990	1990	
(a) ARRIVALS: GRAND TOTAL	304 484	124 989	2 010 229	1 488 690	1 642 170		(a) AANKOMS: GROOTTOTAAL
(i) Foreign visitors - Total	253 424	87 550	407 559	910 835	1 029 094		(i) Vreemde besoekers - Totaal
· Actual data	244 161	84 407					· Werklike gegewens
· Seasonally adjusted data	49 611	16 124	276 143	179 892	191 879		· Seisoensaangepaste gegewens
· Business	202 925	71 014	1 111 476	715 717	821 701		· Besigheid
· Holiday, including persons in transit	888	412	19 940	15 226	15 514		· Vakansie, insluitende deurgaande reisigers
· Study	51 060	37 439	602 670	577 855	613 076		· Studie
(ii) South African residents returning							(ii) Terugkerende Suid-Afrikaanse inwoners
(b) DEPARTURES: GRAND TOTAL	302 816	114 532	2 002 968	1 477 467	1 640 426		(b) VERTREK: GROOTTOTAAL
(i) Foreign visitors - Total	253 178	80 062	1 430 385	924 080	1 024 410		(i) Vreemde besoekers
(ii) South African residents departing temporarily - Total	49 638	34 470	572 583	553 387	616 016		(ii) Suid-Afrikaanse inwoners wat tydelik vertrek - Totaal
· Business	16 674	11 146	169 815	152 543	159 486		· Besigheid
· Holiday	32 692	23 166	397 617	395 893	451 229		· Vakansie
· Study	272	158	5 151	4 951	5 301		· Studie

1. TOURISM 1/  
1.1 Arrivals and departures of foreign visitors  
and South African residents  
1.1.2 Mode of travel

Arrivals and departures	Mode of travel - Wyse van reis						Aankoms en vertrek
	Total	Air-Lug	Rail-Spoor	Road-Pad	Sea-See	November	
(a) ARRIVALS:	304 484	99 608	423	203 834	619		(a) AANKOMS:
(i) Foreign visitors	253 424	64 222	400	188 317	485		(i) Vreemde besoekers
(ii) South African residents	51 060	35 386	23	15 517	134		(ii) Suid-Afrikaanse inwoners
(b) DEPARTURES:	302 816	93 742	375	207 980	719		(b) VERTREK:
(i) Foreign visitors	253 178	58 328	362	194 009	479		(i) Vreemde besoekers
(ii) South African residents	49 638	35 414	13	13 971	240		(ii) Suid-Afrikaanse inwoners

.. Not applicable/Nie van toepassing nie

1/ Please see EXPLANATORY NOTES/Kyk asseblief VERDUIDELIKENDE OPMERKINGS

1. TOURISM 1/  
 1.2 Foreign visitors  
 1.2.1 Arrivals by country of residence  
 and mode of travel

1. TOERISME 1/  
 1.2 Vreemde besoekers  
 1.2.1 Aankoms volgens land van verblyf  
 en wyse van reis

Country	Foreign visitors - Vreemde besoekers												Land				
	November						November										
	1990		1991		1991		1990		1991		1991						
	Air	Rail	Road	Sea		Air	Rail	Road	Sea		Air	Rail	Road	Sea			
	Lug	Spoor	Pad	See		Lug	Spoor	Pad	See		Lug	Spoor	Pad	See			
GRAND TOTAL	87 550	253 424	64 222	400	188 317	485	910 835	1 407 559									GROOTTTOTAAL
AFRICA: 1/	41 246	193 919	14 217	350	179 218	134	474 405	956 505									AFRIKA: 1/
Botswana	4 506	22 444	1 293	7	21 144	..	62 643	108 725									Botswana
Kenya	126	528	464	..	62	..	1 263	3 142									Kenia
Lesotho	2 583	72 436	321	4	72 111	..	33 200	170 995									Lesotho
Malawi	1 687	2 755	1 279	1	1 475	..	17 356	24 513									Malawi
Mauritius	350	520	479	..	41	..	4 511	5 338									Mauritius
Mozambique	2 074	3 436	1 821	..	1 612	3	21 888	31 121									Mosambiek
Namibia	256	13 664	1 920	..	11 664	80	4 820	112 995									Namibie
Reunion	35	21	18	..	1	..	1 136	802									Reunio
Seychelles	26	44	44	..	..	..	237	391									Seychelle
Swaziland	4 789	40 936	423	1	40 512	..	65 841	131 024									Swaziland
Zambia	1 353	1 507	874	..	633	..	16 071	17 762									Zambie
Zimbabwe	22 030	31 929	3 409	331	28 189	..	223 524	319 575									Zimbabwe
Other	1 431	3 699	1 872	6	1 774	47	21 915	30 122									Ander
ASIA:	4 115	6 466	5 504	2	865	95	48 632	53 776									ASIE:
Hong Kong	192	302	278	..	22	2	2 686	3 262									Hong-Kong
India	269	497	397	..	89	11	2 026	3 974									Indie
Israel	1 197	1 292	1 116	..	176	..	13 503	12 397									Israel
Japan	514	752	706	1	41	4	5 685	6 700									Japan
Korea	84	111	87	..	13	11	836	1 144									Korea
Republic of China	1 140	2 529	2 219	..	286	24	16 239	17 624									Republiek van Sjina
Other	719	983	701	1	238	43	7 587	8 675									Ander
AMERICAS:	4 536	6 571	5 646	4	891	30	59 717	58 587									AMERIKAAS:
Argentina	96	119	113	..	6	..	1 395	1 244									Argentinië
Brazil	229	358	338	..	19	1	2 795	3 281									Brasilië
Canada	1 006	1 249	1 054	1	189	5	10 221	9 788									Kanada
Chili	52	91	79	..	9	3	1 077	907									Chili
Columbia	47	61	56	..	5	..	216	208									Kolumbia
Mexico	12	16	11	..	5	..	192	203									Meksiko
Paraguay	5	12	12	..	..	..	130	176									Paraguay
Peru	7	14	7	..	7	..	122	135									Peru
Uruguay	12	19	17	..	2	..	270	187									Uruguay
USA	3 023	4 490	3 892	2	576	20	42 679	41 646									VSA
Venezuela	16	11	10	..	1	..	204	191									Venezuela
Other	31	131	57	1	72	1	416	621									Ander

1/ Please see EXPLANATORY NOTES/Kyk asseblief VERDUIDELIKENDE OPMERKINGS

1. TOERISME I/  
 1.2 Vreemde besoekers  
 1.2.1 Aankoms volgens land van verblyf  
 en wyse van reis (afgesluit)

1. TOURISM I/  
 1.2 Foreign visitors  
 1.2.1 Arrivals by country of residence  
 and mode of travel (concluded)

Country	Foreign visitors - Vreemde besoekers											
	November		Mode of travel - Wyse van reis				Jan. -		NOV.		Land	
	1990	1991	Air	Rail	Road	Sea	1990	1991				
		Lug	Spoor	pad	See	1990	1991					
EUROPE:	35 490	43 953	36 884	27	6 839	203	307 500	320 333	EUROPA:			
Austria	1 276	1 696	1 428	1	266	1	8 867	10 076	Oostenryk			
Belgium	1 123	1 274	1 033	..	233	8	9 852	9 361	Belgie			
Denmark	146	251	192	..	53	6	1 671	2 008	Denemarke			
Finland	114	170	149	..	21	..	1 378	1 255	Finland			
France	1 902	2 368	1 976	..	385	7	18 802	19 146	Frankryk			
Germany	9 451	11 310	8 827	..	2 476	7	75 482	77 095	Duitsland			
Greece	425	468	404	..	27	37	3 892	3 702	Griekeland			
Ireland	362	498	385	1	112	..	3 913	3 723	Ierland			
Italy	1 197	1 897	1 761	..	129	7	13 703	14 781	Italië			
Luxembourg	48	118	72	..	46	..	467	624	Luxemburg			
Netherlands	1 923	2 543	2 020	2	504	17	14 717	15 671	Nederland			
Norway	99	178	133	..	32	13	1 258	1 495	Noorwee			
Portugal	781	833	758	..	57	18	7 498	6 025	Portugal			
Spain	380	312	286	..	19	7	4 419	4 454	Spanje			
Sweden	204	373	279	..	93	1	2 086	2 794	Swede			
Switzerland	2 365	2 613	2 205	..	406	2	17 282	16 471	Switserland			
Uk	12 805	15 788	13 896	19	1 825	48	116 201	123 060	VK			
Other	889	1 263	1 080	4	155	24	6 012	8 592	Ander			
OCEANIA:	2 073	2 275	1 874	17	373	11	19 267	16 671	OSEANIE:			
Australia	1 794	1 891	1 620	8	254	9	15 973	13 327	Australië			
New Zealand	277	372	246	8	116	2	3 254	3 240	Nieu-Seeland			
Other	2	12	8	1	3	0	40	104	Ander			
UNSPECIFIED	90	240	97	..	131	12	1 314	1 687	ONGESPEKIFISEERD			

1/ Please see EXPLANATORY NOTES/Kyk asseblief VERDUIDELIKENDE OPMERKINGS

1. TOURISM 1/  
 1.3 South African residents  
 1.3.1 Departures by country of destination  
 and mode of travel

Country	South African residents - Suid-Afrikaanse inwoners												
	November						Wyse van reis						
	1990		1991		November		1990		1991		Nov.		
				Air	Rail	Road	Sea	Lug	Spoor	Pad	See	Jan.	Nov.
GRAND TOTAL	34 470	49 638	35 414	13	13 971	240	553 387	572 583	GROOTTOTAAL				
AFRICA: 1/	17 983	28 975	15 142	13	13 789	31	278 369	312 235	AFRIKA: 1/				
Botswana	2 909	3 375	1 596	..	1 779	..	47 386	42 120	Botswana				
Kenya	80	502	502	..	..	..	638	3 877	Kenia				
Lesotho	1 013	1 476	84	..	1 392	..	12 352	11 949	Lesotho				
Malawi	720	755	727	..	28	..	8 760	8 604	Malawi				
Mauritius	2 613	2 534	2 532	..	..	2	32 786	32 677	Mauritius				
Mozambique	728	2 114	1 400	..	711	3	13 904	20 914	Mosambiek				
Namibia	61	3 300	2 804	..	496	..	2 088	34 621	Namibie				
Reunion	12	64	64	..	..	..	284	284	Reunion				
Seychelles	1 194	538	538	..	..	..	7 886	9 823	Seychelle				
Swaziland	3 522	3 747	498	..	3 249	..	43 978	37 327	Swaziland				
Zambia	491	536	512	..	24	..	5 112	5 949	Zambia				
Zimbabwe	4 216	8 631	2 585	13	6 033	..	98 850	93 439	Zimbabwe				
Other	424	1 403	1 300	0	77	26	4 345	10 651	Ander				
ASIA:	2 509	3 305	3 254	..	22	29	37 568	35 962	ASIE:				
Hong Kong	643	861	861	..	..	..	5 875	7 995	Hong-Kong				
India	233	451	451	..	..	..	2 241	2 528	Indie				
Israel	636	1 128	1 125	..	3	..	12 591	9 813	Israel				
Japan	91	66	64	..	..	2	1 004	1 044	Japan				
Korea	5	7	7	..	..	..	90	138	Korea				
Republic of China	658	488	476	..	12	..	6 478	7 046	Republiek van Sjina				
Other	243	304	270	..	7	27	9 289	7 398	Ander				
AMERICAS:	1 706	2 860	2 835	..	20	5	21 152	20 471	AMERIKAS:				
Argentina	37	33	33	..	..	..	389	226	Argentinië				
Brazil	560	521	519	..	..	2	5 753	4 888	Brasilië				
Canada	98	173	164	..	9	..	1 472	1 740	Kanada				
Chili	24	56	56	..	..	..	250	206	Chili				
Columbia	2	2	1	..	1	..	17	22	Kolumbia				
Mexico	..	3	3	..	..	..	13	19	Mexico				
Paraguay	..	3	3	..	..	..	43	38	Paraguay				
Peru	4	1	1	..	..	..	14	20	Peru				
Venezuela	1	..	..	..	..	..	18	3	Venezuela				
USA	969	2 055	2 045	..	7	3	13 088	13 123	VSA				
Other	9	13	10	..	3	0	95	186	Ander				

1/ Please see EXPLANATORY NOTES/Kyk asseblief VERDUIDELIKENDE OPMERKINGS



2. MIGRATION  
 2.2 Migrants by occupations  
 2.2.1 Immigrants

Occupations	November		Jan. -		Nov.		Year - Jaar		Beroepe
	1991	1990	1991	1990	1990	1990	1990		
GRAND TOTAL	771	1 003	11 858	13 357	14 499				GROOTTOTAAL
TOTAL - ECONOMICALLY ACTIVE	394	455	5 787	6 246	6 727				TOTAAL - EKONOMIES BEDRYWIG
Professional, semi-professional and technical occupations - Total	141	140	1 754	1 732	1 862				Professionele, semi-professionele en tegniese beroepe - Totaal
Engineers and related technologists	44	45	478	537	573				Ingenieurs- en verwante tegnoloe Bedryf/produksie
Industrial/Production	..	..	8	20	20				Chemies
Chemical	1	1	14	9	9				Elektries en verwant
Electrical and related	14	10	115	122	131				Landbou
Agricultural	..	..	1	3	4				Meganies/Werktuigkundig
Mechanical	5	6	51	70	72				Metallurgies
Metallurgical	1	1	7	4	4				Mynbou
Mining	3	2	56	12	12				Siviel en verwant
Civil and related	7	7	47	93	97				Ingenieurs n.e.g.
Engineers n.e.c.	13	16	179	204	224				Mediese praktisyn
Medical practitioners	24	12	211	112	125				Mediese spesialis
Medical specialist	2	..	11	9	10				Tandheelkundige beroepe
Dental professions	1	2	14	11	14				Onderwys- en verwante beroepe
Education and related occupations	9	15	199	129	137				Rekenmeester- en verwante rekeningkundige beroepe
Accountant and related accounting occupations	3	7	99	98	107				Ander
Other	58	59	742	836	896				Bestuurs-, uitvoerende en administratiewe beroepe
Managerial, executive and administrative occupations	62	52	746	763	820				Klerklike en verkoopsberoepe
Clerical and sales occupations	88	117	1 509	1 749	1 884				Vervoer-, aflewering- en kommunikasieberoepe
Transport, delivery and communications occupations	2	3	81	41	43				Diensberoepe
Service occupations	19	23	230	248	267				Boerdery- en verwante beroepe
Farming and related occupations	2	2	66	69	73				Ambagsman-, vakleerling- en verwante beroepe
Artisans, apprentice and related occupations	45	73	764	1 085	1 156				Produksievoorman en -toesighouer, myn- en steengroetwerker, operateur, produksie- en verwante werker
Production foreman and supervisor, miner and quarry worker, operator, production and related worker	13	28	209	278	301				Beroep ongespesifiseerd en n.e.g.
Occupation unspecified and n.e.c.	22	17	428	281	321				TOTAAL - NIE-EKONOMIES BEDRYWIG
TOTAL - NOT ECONOMICALLY ACTIVE	377	548	6 071	7 111	7 772				Tuisteskepper
House-keeping	165	211	2 394	2 812	3 051				Kind - nie-skolier
Child - not scholar	58	80	991	1 041	1 136				Skolier/Student
Scholar/Student	112	157	2 082	2 156	2 364				Arbeidsongeskikte
Labour disabled	1	43	58	206	262				Pensionaris
Pensioner	38	57	531	881	944				Nie-ekonomies bedrywig n.e.g.
Not economically active n.e.c.	3	..	15	15	15				

2. MIGRATION  
 2.2 Migrants by occupations  
 2.2.2 Emigrants

2. MIGRATION  
 2.2 Migrants by occupations  
 2.2.2 Emigrants

Occupations	November		Jan. - Nov.		Year - Jaar		Beroepe
	1991	1990	1991	1990	1990	1990	
GRAND TOTAL	274	339	3 934	4 310	4 722		GROOTTOTAAL
TOTAL - ECONOMICALLY ACTIVE	127	135	1 858	2 208	2 377		TOTAAL - EKONOMIES BEDRYWIG
Professional, semi-professional and technical occupations - Total	56	65	741	898	975		Professionele, semi-professionele en tegniese beroepe - Totaal
Engineers and related technologists	12	21	203	208	233		Ingenieurs- en verwante tegnoloe Bedryf/Produksie
Industrial/Production	..	..	..	6	6		Chemies
Chemical	..	..	4	8	9		Elektries en verwant
Electrical and related	2	5	31	45	46		Landbou
Agricultural	..	..	..	4	4		Meganies/werktuigkundig
Mechanical	..	..	11	7	9		Metallurgies
Metallurgical	..	..	1	..	..		Mynbou
Mining	3	1	26	..	..		Siviel en verwant
Civil and related	4	2	35	30	38		Ingenieurs n.e.g.
Engineers n.e.c.	2	13	95	100	113		Mediese praktisyen
Medical practitioner	1	2	17	20	21		Mediese spesialis
Dental specialist	..	..	2	7	7		Tandheelkundige beroepe
Medical professions	1	..	4	..	1		Onderwys- en verwante beroepe
Education and related occupations	11	12	122	149	164		Rekenmeester- en verwante
Accountant and related accounting occupations	8	5	63	60	64		Rekeningkundige beroepe
Other	23	25	330	454	485		Ander
Managerial, executive and administrative occupations	15	7	202	210	222		Bestuurs-, uitvoerende en administratiewe beroepe
Clerical and sales occupations	35	30	489	494	535		Klerklike en verkoopsberoepe
Transport, delivery and communications occupations	2	1	7	17	17		Vervoer-, aflewering- en kommunikasieberoepe
Service occupations	6	4	47	56	58		Diensberoepe
Farming and related occupations	..	1	6	9	10		Boerdery- en verwante beroepe
Artisans, apprentice and related occupations	12	21	271	340	359		Ambagsman-, vakleerling- en verwante beroepe
Production foreman and supervisor, miner and quarry worker, operator, production and related worker	..	2	53	75	80		Produksievoorman en -toesighouer, myn- en steengroefwerker, operateur, produksie- en verwante werker
Occupation unspecified and n.e.c.	1	4	42	109	121		Beroep ongespesifiseerd en n.e.g.
TOTAL - NOT ECONOMICALLY ACTIVE	147	204	2 076	2 102	2 345		TOTAAL - NIE-EKONOMIES BEDRYWIG
House-keeping	73	54	959	991	1 058		Tuisteskepper
Child - not scholar	13	79	308	238	318		Kind - nie-skolier
Scholar/Student	31	42	489	572	659		Skolier/Student
Labour disabled	..	..	5	3	3		Arbeidsongeskikte
Pensioner	30	29	315	297	306		Pensionaris
Not economically active n.e.c.	..	..	..	1	1		Nie-ekonomies bedrywig n.e.g.

2. MIGRATION  
 2.3 Immigrants by country of previous permanent residence and emigrants by country of destination and Citizenship

Country	Migration - Migrasie										Land	
	Immigrants					Emigrants						
	Nov. 1991	Jan. 1990	Nov. 1991	Jan. 1990	Nov. 1991	Jan. 1990	Nov. 1991	Jan. 1990	Nov. 1991	Nov. 1991		
GRAND TOTAL	771	13 357	11 858	274	4 310	3 934	274	4 310	3 934	3 934	3 934	GROOTTOTAAL
AFRICA:												AFRIKA:
Botswana	138	2 895	1 996	12	264	190	132	2 144	1 773	1 773	1 773	Botswana
Kenya	..	74	42	..	10	9	..	..	..	..	..	Kenia
Lesotho	13	161	158	..	..	0	..	..	..	..	..	Lesotho
Malawi	5	86	123	..	12	7	..	..	..	..	..	Malawi
Mauritius	9	84	93	..	17	9	..	..	..	..	..	Mauritius
Mozambique	13	103	70	..	3	4	..	..	..	..	..	Mosambiek
RSA	15	111	0	..	..	0	129	2 021	1 685	1 685	1 685	RSA
Swaziland	2	138	115	..	3	3	..	..	..	..	..	Swaziland
Zambia	58	1 553	872	11	198	135	..	..	..	..	..	Zambie
Zimbabwe	20	546	367	1	5	23	0	102	73	73	73	Zimbabwe
Other	178	2 567	3 502	6	89	60	2	26	26	26	26	Ander
ASIA:												ASIE:
Hong Kong	15	109	225	..	16	2	..	..	..	..	..	Hong Kong
India	39	140	480	..	..	0	..	..	..	..	..	Indie
Israel	..	875	570	4	60	44	1	19	16	16	16	Israel
Japan	..	8	9	..	1	0	..	..	..	..	..	Japan
Korea	..	15	42	1	..	1	..	..	..	..	..	Korea
Republic of China	54	1 221	894	..	5	2	..	..	..	..	..	Republiek van Sjina
Other	29	199	282	1	7	11	0	3	7	7	7	Ander
AMERICAS:												AMERIKAS:
Argentina	36	774	667	45	573	551	7	58	72	72	72	Argentinië
Brazil	5	89	119	..	2	0	..	..	..	..	..	Brasilië
Canada	4	75	73	4	330	252	1	20	22	22	22	Kanada
Chile	6	61	25	4	..	11	3	..	..	..	..	Chili
Columbia	..	5	2	..	..	0	..	..	..	..	..	Kolumbia
Mexico	..	1	0	..	..	0	..	..	..	..	..	Mexiko
Paraguay	3	8	15	..	..	0	..	..	..	..	..	Paraguay
Peru	2	23	19	..	..	0	..	..	..	..	..	Peru
Uruguay	..	6	4	..	..	1	..	..	..	..	..	Uruguay
Venezuela	..	88	47	..	..	0	..	..	..	..	..	Venezuela
USA	9	320	287	23	241	280	..	35	39	39	39	VSA
Other	0	11	10	0	0	0	0	0	0	0	0	Ander

12. MIGRATION

2.3 Immigrants by country of previous permanent residence and emigrants by country of destination and citizenship

2. MIGRASIE

2.3 Immigrante volgens land van vorige permanente verblyf en emigrante volgens land van bestemming en burgerskap

Country	Migration - Migrasie										Land
	Immigrants					Emigrants					
	Immigrants		Destination Bestemming			Emigrants		Citizenship Burgerskap			
	Nov. 1991	Jan. 1990	Nov. 1991	Jan. 1990	Nov. 1991	Jan. 1990	Nov. 1991	Jan. 1990	Nov. 1991	Nov. 1991	
EUROPE:	409	6 957	2 151	2 222	125	2 032	1 988				EUROPA:
Austria	5	108	17	33	..	15	26				Oostenryk
Belgium	5	118	33	42	..	28	43				Belgie
Denmark	4	22	2	5	..	2	4				Denemarke
Finland	..	4	3	1	..	1	1				Finland
France	6	129	23	40	3	20	19				Frankryk
Germany	38	661	144	144	10	129	99				Duitsland
Greece	3	124	6	5	..	5	4				Griekeland
Ireland	..	103	36	20	..	48	33				Ierland
Italy	3	116	29	30	6	26	41				Italie
Luxembourg	..	5	1	4	..	..	1				Luxemburg
Netherlands	8	160	103	103	8	101	87				Nederland
Norway	1	5	..	2	..	3	0				Noorwee
Portugal	44	1 312	39	38	3	33	38				Portugal
Spain	1	40	6	20	..	1	15				Spanje
Sweden	1	3	4	6	..	2	3				Swede
Switzerland	16	87	41	23	1	25	17				Switserland
UK	178	3 130	1 639	1 675	92	1 573	1 535				VK
Other	95	820	25	31	0	20	22				Ander
OCEANIA:	10	164	1 233	908	8	50	75				OSEANIE:
Australia	7	126	1 174	859	7	46	58				Australie
New Zealand	3	38	59	49	1	4	17				Nieu-Seeland
Other	0	0	0	0	0	0	0				Ander
UNSPECIFIED	..	..	..	3	..	..	0				ONGESPESIFISEERD