


*Biblioteek p0351*



REPUBLIEK VAN SUID-AFRIKA  
REPUBLIC OF SOUTH AFRICA



# SENTRALE STATISTIEKDIENS CENTRAL STATISTICAL SERVICE

## STATISTIESE NUUSBERIG

## STATISTICAL NEWS RELEASE

Steynsarkade  
Steyn's Arcade  
Schoemanstraat 274  
274 Schoeman Street  
Privaatsak X44  
Private Bag  
PRETORIA  
0001  
Tel.: 325-2400 (012)  
(m.l.v./w.e.f. 1988: 322-8622)  
Teleks: 320450, 320523  
Telex: 322418, 320173  
Fax: 267150  
(m.l.v./w.e.f. 1988: 3226325)

P0351



### STREEKKANTORE REGIONAL OFFICES

DURBAN  
Tel.: 305-3904  
KAAPSTAD  
CAPE TOWN  
Tel.: 4612098  
4616940 (021)  
PORT ELIZABETH  
Tel.: 52-3801/2 (041)  
NELSPRUIT  
Tel.: 5-2455/6 (01311)  
KIMBERLEY  
Tel.: 3-3965/6 (0531)  
KEMPTON PARK  
Tel.: 394-3420/1 (011)  
PIETERSBURG  
Tel.: 7-1609 (01521)

**TOERISME EN MIGRASIE: MEI 1988**

**TOURISM AND MIGRATION: MAY 1988**

5 JULIE/JULY 1988

## SUMMARY

The net result of immigration and emigration shows a gain of 144 persons for May 1988, compared with a loss of 384 persons for May 1987.

The net loss of professional, semi-professional and technical occupations was 75 during the period January to May 1988, compared with a loss of 631 during the same period in 1987.

During May 1988, 37,5% and 30,8% of all emigrants emigrated to the United Kingdom and Australia, respectively.

Foreign visitors who arrived in the RSA during May 1988 increased by 23,4%, compared with the same month of the previous year. Visitors from Europe, however, increased by 10,7% during the corresponding month.

During January to May 1988, 324 656 foreign visitors arrived in the RSA. During May 1988, 24,7% of the foreign visitors were resident in Europe, 12,4% in other overseas countries, while 62,4% were resident in Africa. Of the 14 091 visitors from Europe, 41,2% were resident in the United Kingdom and 21,4% in West Germany, while 43,2% of the visitors from Africa were resident in Zimbabwe.

## OPSOMMING

Die netto resultaat van immigrasie en emigrasie toon 'n wins van 144 persone vir Mei 1988, teenoor 'n verlies van 384 persone vir Mei 1987.

Die netto verlies aan professionele, semi-professionele en tegniese beroepe was 75 gedurende die tydperk Januarie tot Mei 1988, teenoor 'n verlies van 631 gedurende dieselfde tydperk in 1987.

Gedurende Mei 1988 het 37,5% en 30,8% van alle emigrante onderskeidelik na die Verenigde Koninkryk en Australië geëmigreer.

Vreemde besoekers wat in die RSA aangekom het, het gedurende Mei 1988 met 23,4% toegeneem, teenoor dieselfde maand van die vorige jaar. Besoekers uit Europa het egter met 10,7% toegeneem gedurende die ooreenstemmende maand.

Gedurende Januarie tot Mei 1988 het 324 656 vreemde besoekers in die RSA aangekom. Gedurende Mei 1988 was 24,7% van die vreemde besoekers woonagtig in Europa, 12,4% in ander oorsese lande, terwyl 62,4% in Afrika woonagtig was. Van die 14 091 besoekers uit Europa was 41,2% woonagtig in die Verenigde Koninkryk en 21,4% in Wes-Duitsland, terwyl 43,2% van die besoekers uit Afrika in Zimbabwe woonagtig was.

| Arrivals, departures and migration | May - Mei |        | Jan.-May/Mei |         | Aankoms, vertrek en migrasie |
|------------------------------------|-----------|--------|--------------|---------|------------------------------|
|                                    | 1988      | 1987   | 1988         | 1987    |                              |
| Foreign visitors                   |           |        |              |         | Vreemde besoekers            |
| Arrivals                           | 57 078    | 46 270 | 324 656      | 288 079 | Aankoms                      |
| Departures                         | 66 105    | 56 208 | 358 986      | 332 898 | Vertrek                      |
| South African residents            |           |        |              |         | Suid-Afrikaanse inwoners     |
| Arrivals                           | 39 926    | 33 967 | 200 255      | 187 175 | Aankoms                      |
| Departures: Total                  | 44 312    | 46 164 | 183 909      | 188 432 | Vertrek: Totaal              |
| Business                           | 12 945    | 11 991 | 54 676       | 52 052  | Besigheid                    |
| Holiday                            | 31 065    | 33 918 | 126 625      | 134 025 | Vakansie                     |
| Study                              | 302       | 255    | 2 608        | 2 355   | Studie                       |
| Migration                          |           |        |              |         | Migrasie                     |
| Immigrants                         | 983       | 629    | 4 342        | 2 785   | Immigrante                   |
| Emigrants                          | 839       | 1 013  | 3 846        | 5 501   | Emigrante                    |
| Net gain/loss                      | +144      | -384   | +496         | -2 716  | Netto aanwinst/verlies       |

HEAD: CENTRAL STATISTICAL SERVICE  
HOOF: SENTRALE STATISTIEKDIENS

EXPLANATORY NOTES

## TABLES 2.2.1 AND 2.2.2

1. As from 1 January 1987 occupations are classified according to the Standard Classification of Occupations, First Edition, 1986.

2. Comparable data for 1986 and previous years are consequently not available for the following occupations:

- Agricultural engineer
- Industrial/production engineer
- Medical specialist
- Artisan, apprentice and related occupations

2.1 Agricultural and industrial/production engineer were previously included in the occupation "engineer, not elsewhere classified".

2.2 Medical specialist was previously included in the occupation "medical practitioner".

2.3 Artisan, apprentice and related occupations were previously classified with subgroup "production foreman and supervisor, miner and quarry worker, operator, production and related worker".

VERDUIDELIKENDE OPMERKINGS

## TABELLE 2.2.1 EN 2.2.2

1. Vanaf 1 Januarie 1987 word beroepe geklassifiseer volgens die Standaardberoepsklassifikasie, Eerste uitgawe, 1986.

2. Vergelykbare gegewens vir 1986 en vroeër jare is gevolglik nie beskikbaar vir die volgende beroepe nie:

- Landbou ingenieur
- Bedryf/produksie ingenieur
- Mediese spesialis
- Ambagsman, vakleerling en verwante beroepe

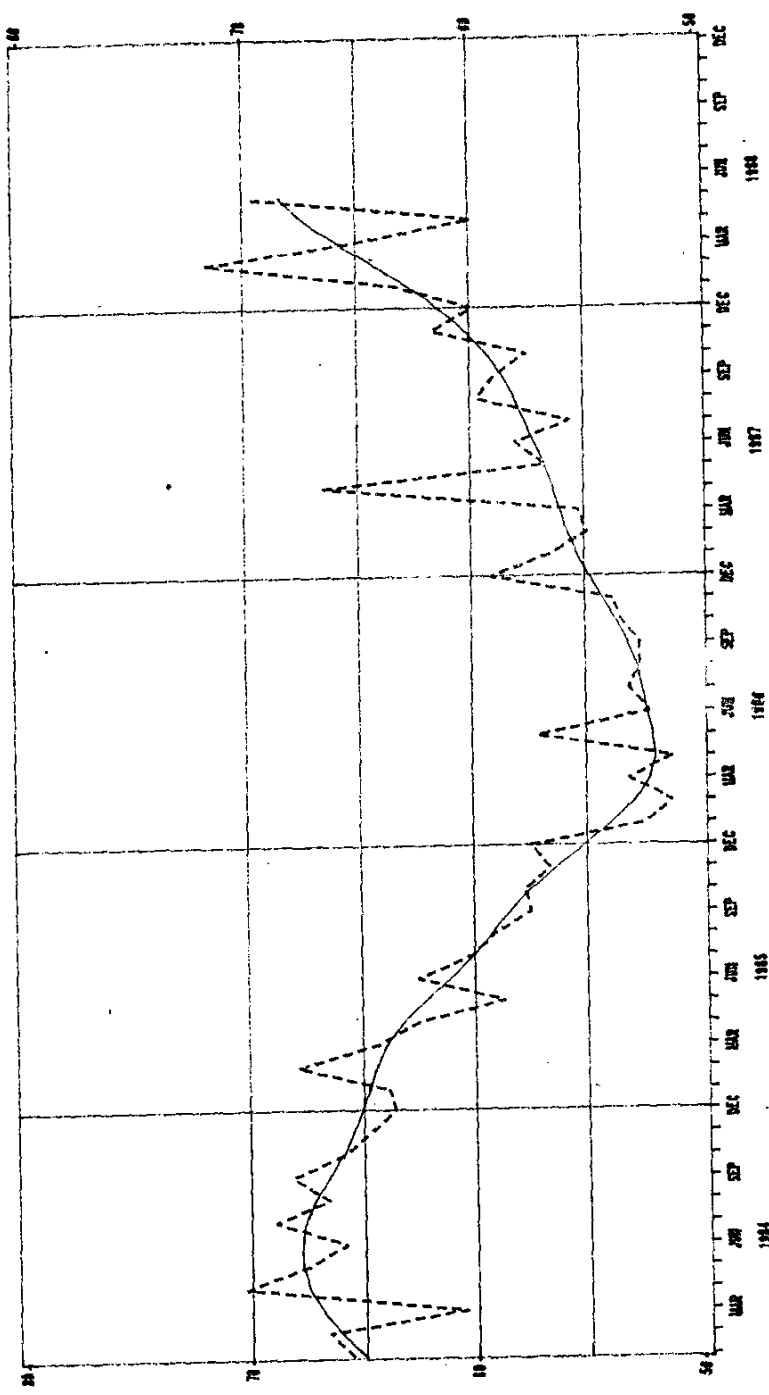
2.1 Landbou- en bedryf/produksie ingenieur is voorheen by die beroep "ingenieur, nie elders geklassifiseer", ingedeel.

2.2 Mediese spesialis is voorheen by die beroep "mediese praktisyn" ingedeel.

2.3 Ambagsman, vakleerling en verwante beroepe is voorheen by subgroep "produksievoorman en -toesighouer, myn- en steengroefwerker, operateur, produksie- en verwante werker" geklassifiseer.

FOREIGN VISITORS : ARRIVALS  
THOUSAND

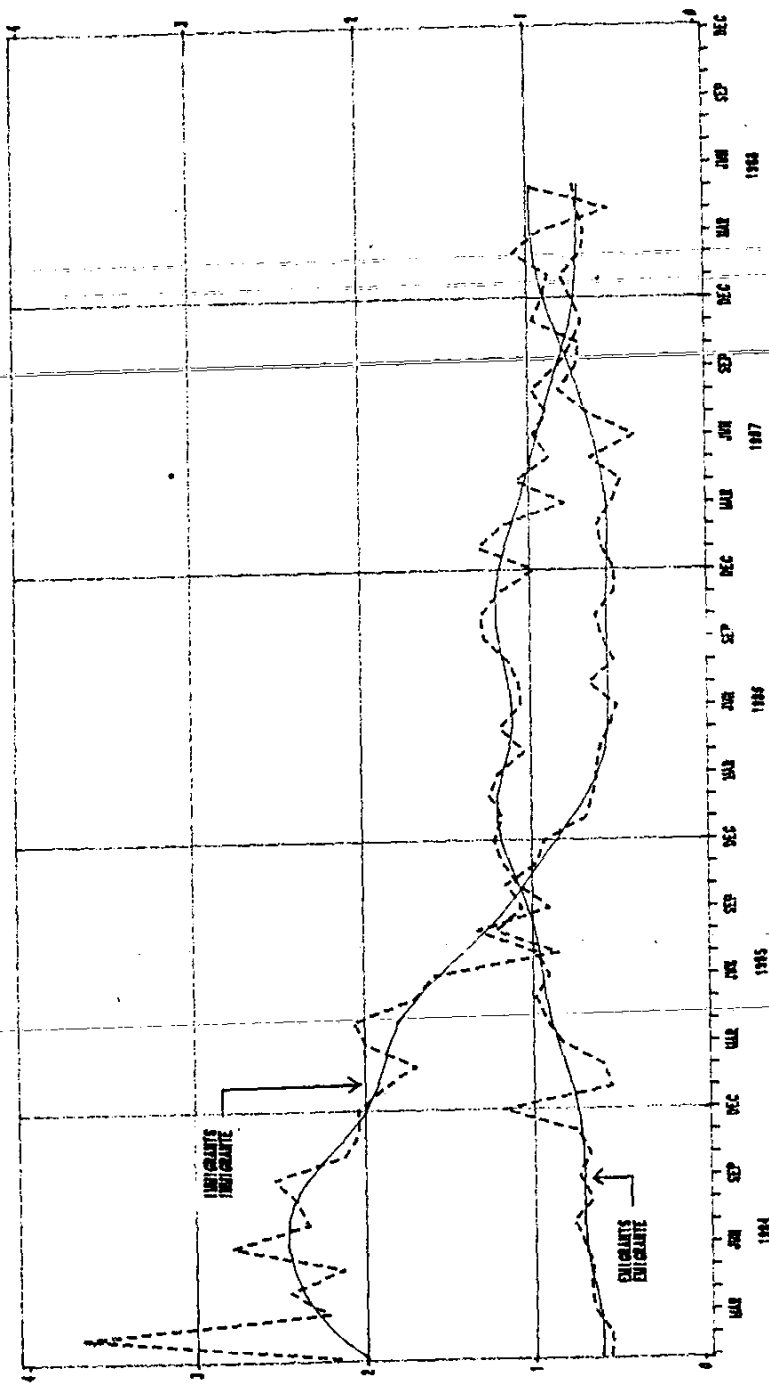
VREEMDE BEZOEKERS : AANKOMS  
DUISEND



Seasonally adjusted ——— Seisoensongepas  
Trend cycle - - - - - Tendenssilus

IMMIGRANTS AND EMIGRANTS  
THOUSAND

IMMIGRANTE EN EMIGRANTE  
DUISEND



Seasonally adjusted  
Trend cycle

**1. TOURISM**  
**1.1. Arrivals and departures of foreign visitors and South African residents**  
**1.1.1. Purpose of visit**

| Purpose of visit   | May/Mei |         | Jan. - May/Mei |         | Year/Jaar |      | Doel van besoek                                     |
|--|---------|---------|----------------|---------|-----------|------|---|
|  | 1988    | 1987    | 1988           | 1987    | 1987      | 1987 |   |
| (a) ARRIVALS: GRAND TOTAL                                  | 97 004  | 80 237  | 524 911        | 475 254 | 1 191 423 |      |   |
| (i) Foreign visitors - Total                               | 57 078  | 46 270  | 324 656        | 288 079 | 703 351   |      | AANKOMS: GROOTTOTAAL                                |
| . Actual data  | 69 738  | 56 649  | 69 437         | 64 155  | 148 982   |      | (i) Vreemde besoekers - Totaal                      |
| . Seasonally adjusted data                                 | 14 108  | 12 365  | 69 437         | 64 155  | 148 982   |      | . Werklike gegewens                                 |
| . Business   | 41 436  | 32 999  | 246 503        | 215 520 | 537 657   |      | . Seisoensaangepaste gegewens                       |
| . Holiday, including persons in transit                    | 1 534   | 906     | 8 716          | 8 404   | 16 712    |      | . Vakansie, insluitende deurgaande reisigers        |
| . Study  | 39 926  | 33 967  | 200 255        | 187 175 | 488 072   |      | . Studie  |
| (ii) South African residents returning                     |         |         |                |         |           |      | (ii) Terugkerende Suid-Afrikaanse inwoners          |
| (b) DEPARTURES: GRAND TOTAL                                | 110 417 | 102 372 | 542 895        | 521 330 | 1 208 622 |      | VERTREK: GROOTTOTAAL                                |
| (i) Foreign visitors                                       | 66 105  | 56 208  | 358 986        | 332 898 | 695 844   |      | (i) Vreemde besoekers                               |
| (ii) South African residents departing temporarily - Total | 44 312  | 46 164  | 183 909        | 188 432 | 512 778   |      | (ii) Suid-Afrikaanse inwoners wat tydelik vertrek - |
| . Business   | 12 945  | 11 991  | 54 676         | 52 052  | 127 065   |      | . Totaal  |
| . Holiday  | 31 065  | 33 918  | 126 625        | 134 025 | 380 216   |      | . Besigheid   |
| . Study  | 302     | 255     | 2 608          | 2 355   | 5 497     |      | . Vakansie  |
|  |         |         |                |         |           |      | . Studie  |

**1. TOURISM**  
**1.1. Arrivals and departures of foreign visitors and South African residents**  
**1.1.2. Mode of travel**

| Arrivals and departures      | Mode of travel - Wyse van reis |         |            |          |         |              | Aankoms en vertrek            |
|------------------------------|--------------------------------|---------|------------|----------|---------|--------------|-------------------------------|
|                              | Total                          | Air-Lug | Rail-Spoor | Road-Pad | Sea-See | May/Mei 1988 |                               |
| (a) ARRIVALS:                |                                |         |            |          |         |              |                               |
| (i) Foreign visitors         | 57 078                         | 26 994  | 882        | 28 510   | 692     |              | AANKOMS:                      |
| (ii) South African residents | 39 926                         | 29 662  | 186        | 9 803    | 275     |              | (i) Vreemde besoekers         |
| (b) DEPARTURES:              |                                |         |            |          |         |              | (ii) Suid-Afrikaanse inwoners |
| (i) Foreign visitors         | 66 105                         | 31 298  | 634        | 33 710   | 463     |              | VERTREK:                      |
| (ii) South African residents | 44 312                         | 34 713  | 243        | 9 045    | 311     |              | (i) Vreemde besoekers         |
|                              |                                |         |            |          |         |              | (ii) Suid-Afrikaanse inwoners |

1. TOERISME  
 1.2. Vreemde besoekers  
 1.2.1. Aankoms volgens land van verblyf  
 en wyse van reis

1. TOURISM  
 1.2. Foreign visitors  
 1.2.1. Arrivals by country of residence  
 and mode of travel

| Country            | Foreign visitors - Vreemde besoekers |        |                                |               |             |            |      |      |              |  | Land |             |
|--------------------|--------------------------------------|--------|--------------------------------|---------------|-------------|------------|------|------|--------------|--|------|-------------|
|                    | May/Mei                              |        | Mode of travel - Wyse van reis |               |             |            |      |      | May/Mei 1988 |  |      | GROOTTOTAAL |
|                    | 1987                                 | 1988   | Air<br>Lug                     | Rail<br>Spoor | Road<br>Pad | Sea<br>See | 1987 | 1988 |              |  |      |             |
| <b>GRAND TOTAL</b> | 46 270                               | 57 078 | 26 994                         | 882           | 26 510      | 692        | 692  |      |              |  |      |             |
| <b>AFRIKA:</b>     |                                      |        |                                |               |             |            |      |      |              |  |      |             |
| Angola             | 26 782                               | 35 612 | 9 127                          | 840           | 25 604      | 41         | 41   |      |              |  |      |             |
| Botswana           | 7                                    | 5      | 4                              | -             | -           | -          | -    |      |              |  |      |             |
| Kenya              | 4 347                                | 5 824  | 1 743                          | 22            | 4 059       | -          | -    |      |              |  |      |             |
| Lesotho            | 108                                  | 114    | 89                             | -             | 25          | -          | -    |      |              |  |      |             |
| Malawi             | 2 604                                | 3 222  | 245                            | 5             | 2 972       | -          | -    |      |              |  |      |             |
| Mauritius          | 853                                  | 1 000  | 694                            | 2             | 304         | 9          | 9    |      |              |  |      |             |
| Mozambique         | 263                                  | 316    | 280                            | -             | 27          | 1          | 1    |      |              |  |      |             |
| RSA                | 985                                  | 1 037  | 766                            | 37            | 233         | -          | -    |      |              |  |      |             |
| Swaziland          | 2                                    | -      | -                              | -             | -           | -          | -    |      |              |  |      |             |
| Zambia             | 5 762                                | 6 451  | 519                            | 8             | 5 923       | 1          | 1    |      |              |  |      |             |
| Zimbabwe           | 692                                  | 889    | 627                            | 4             | 258         | -          | -    |      |              |  |      |             |
| Other              | 9 828                                | 15 374 | 2 986                          | 760           | 11 628      | 29         | 29   |      |              |  |      |             |
|                    | 1 331                                | 1 380  | 1 174                          | 2             | 175         | -          | -    |      |              |  |      |             |
| <b>ASIA:</b>       |                                      |        |                                |               |             |            |      |      |              |  |      |             |
| India              | 2 037                                | 2 279  | 1 678                          | -             | 457         | 144        | 144  |      |              |  |      |             |
| Israel             | 176                                  | 84     | 66                             | -             | 9           | 9          | 9    |      |              |  |      |             |
| Japan              | 634                                  | 600    | 556                            | -             | 41          | 3          | 3    |      |              |  |      |             |
| Republic of China  | 367                                  | 341    | 309                            | -             | 10          | 22         | 22   |      |              |  |      |             |
| Other              | 580                                  | 684    | 380                            | -             | 278         | 26         | 26   |      |              |  |      |             |
|                    | 380                                  | 570    | 367                            | -             | 119         | 84         | 84   |      |              |  |      |             |
| <b>AMERICAS:</b>   |                                      |        |                                |               |             |            |      |      |              |  |      |             |
| Argentina          | 3 722                                | 3 730  | 3 244                          | -             | 475         | 11         | 11   |      |              |  |      |             |
| Brazil             | 42                                   | 39     | 39                             | -             | -           | -          | -    |      |              |  |      |             |
| Canada             | 143                                  | 143    | 140                            | -             | 3           | -          | -    |      |              |  |      |             |
| Uruguay            | 517                                  | 498    | 402                            | -             | 95          | 1          | 1    |      |              |  |      |             |
| USA                | 16                                   | 7      | 5                              | -             | 1           | 1          | 1    |      |              |  |      |             |
| Other              | 2 874                                | 2 913  | 2 536                          | -             | 373         | 4          | 4    |      |              |  |      |             |
|                    | 140                                  | 130    | 122                            | -             | 3           | 5          | 5    |      |              |  |      |             |
| <b>EUROPE:</b>     |                                      |        |                                |               |             |            |      |      |              |  |      |             |
| Austria            | 12 720                               | 14 091 | 11 927                         | 20            | 1 662       | 482        | 482  |      |              |  |      |             |
| Belgium            | 283                                  | 365    | 335                            | 2             | 28          | -          | -    |      |              |  |      |             |
| Denmark            | 276                                  | 418    | 353                            | -             | 65          | 4          | 4    |      |              |  |      |             |
| Finland            | 62                                   | 68     | 56                             | -             | 8           | -          | -    |      |              |  |      |             |
| France             | 27                                   | 46     | 37                             | -             | 9           | -          | -    |      |              |  |      |             |
| Greece             | 822                                  | 727    | 672                            | -             | 54          | 1          | 1    |      |              |  |      |             |
| Ireland            | 216                                  | 234    | 167                            | -             | 3           | 64         | 64   |      |              |  |      |             |
| Italy              | 204                                  | 167    | 97                             | -             | 68          | 2          | 2    |      |              |  |      |             |
| Netherlands        | 413                                  | 652    | 589                            | 2             | 43          | 18         | 18   |      |              |  |      |             |
| Norway             | 545                                  | 645    | 549                            | 2             | 84          | 10         | 10   |      |              |  |      |             |
| Portugal           | 44                                   | 41     | 28                             | -             | 6           | 7          | 7    |      |              |  |      |             |
| Spain              | 420                                  | 422    | 371                            | -             | 30          | 21         | 21   |      |              |  |      |             |
|                    | 348                                  | 557    | 296                            | -             | 12          | 249        | 249  |      |              |  |      |             |

1. TOURISM  
 1.2. Foreign visitors  
 1.2.1. Arrivals by country of residence  
 and mode of travel (concluded)

1. TOERISME  
 1.2. Vreemde bezoekers  
 1.2.1. Aankoms volgens land van verblijf  
 en wyse van reis (afgesluit)

| Country      | Foreign visitors - Vreemde bezoekers |       |                                |               |             |            |      |      |              |   | Land             |
|--------------|--------------------------------------|-------|--------------------------------|---------------|-------------|------------|------|------|--------------|---|------------------|
|              | May/Mei                              |       | Mode of travel - Wyse van reis |               |             |            |      |      | May/Mei 1988 |   |                  |
|              | 1987                                 | 1988  | Air<br>Lug                     | Rail<br>Spoor | Road<br>Pad | Sea<br>See | 1987 | 1988 |              |   |                  |
| Sweden       | 74                                   | 122   | 78                             | -             | 37          | -          | -    | 7    | -            | - | Sweden           |
| Switzerland  | 610                                  | 657   | 568                            | 1             | 88          | -          | -    | -    | -            | - | Switzerland      |
| UK           | 5 364                                | 5 810 | 4 991                          | 12            | 744         | -          | -    | 63   | -            | - | VK               |
| West Germany | 2 669                                | 3 011 | 2 615                          | 1             | 381         | -          | -    | 14   | -            | - | Wes-Duitsland    |
| Other        | 343                                  | 149   | 125                            | -             | 2           | -          | -    | 22   | -            | - | Ander            |
| OCEANIA:     | 1 009                                | 1 101 | 892                            | 5             | 199         | -          | -    | 5    | -            | - | OSEANIE:         |
| Australia    | 816                                  | 857   | 750                            | 5             | 102         | -          | -    | -    | -            | - | Australië        |
| New Zealand  | 163                                  | 244   | 142                            | -             | 97          | -          | -    | 5    | -            | - | Nieu-Seeland     |
| Other        | 30                                   | -     | -                              | -             | -           | -          | -    | -    | -            | - | Ander            |
| UNSPECIFIED  | -                                    | 265   | 126                            | 17            | 113         | -          | -    | 9    | -            | - | ONGESPESIFISEERD |



1. TOERISME

1.3. Suid-Afrikaanse inwoners

1.3.1. Vertrek volgens land van bestemming en wyse van reis

1. TOERISME  
1.3. South African residents  
1.3.1. Departures by country of destination and mode of travel

| Country            | May/Mei |        | Mode of travel - Wyse van reis |               |             |            |                     |       | Land |
|--------------------|---------|--------|--------------------------------|---------------|-------------|------------|---------------------|-------|------|
|                    | 1987    | 1988   | Air<br>Lug                     | Rail<br>Spoor | Road<br>Pad | Sea<br>See | May/Mei 1988        |       |      |
|                    |         |        |                                |               |             |            | 243                 | 9 045 |      |
| <b>GRAND TOTAL</b> | 46 164  | 44 312 | 34 713                         | 243           | 9 045       | 311        | <b>GROOTTOTAAL</b>  |       |      |
| <b>AFRIKA:</b>     |         |        |                                |               |             |            |                     |       |      |
| Botswana           | 16 757  | 18 525 | 9 342                          | 243           | 8 900       | 40         | <b>AFRIKA:</b>      |       |      |
| Kenya              | 2 975   | 3 247  | 1 806                          | 1             | 1 440       |            | Botswana            |       |      |
| Lesotho            | 34      | 66     | 66                             |               |             |            | Kenia               |       |      |
| Malawi             | 1 029   | 1 412  | 252                            | 1             | 1 160       |            | Lesotho             |       |      |
| Mauritius          | 656     | 661    | 656                            | 1             | 4           |            | Malawi              |       |      |
| Mozambique         | 2 678   | 2 843  | 2 830                          | 3             | 21          | 13         | Mauritius           |       |      |
| Seychelles         | 426     | 690    | 665                            |               |             | 1          | Mozambique          |       |      |
| Swaziland          | 12      | 22     | 22                             |               |             |            | Seychelles          |       |      |
| Zambia             | 3 480   | 4 232  | 801                            |               | 3 431       |            | Swaziland           |       |      |
| Zimbabwe           | 281     | 313    | 304                            |               | 9           |            | Zambia              |       |      |
| Other              | 5 018   | 4 766  | 1 695                          | 238           | 2 832       |            | Zimbabwe            |       |      |
|                    | 168     | 273    | 245                            |               | 2           | 26         | Ander               |       |      |
| <b>ASIA:</b>       |         |        |                                |               |             |            |                     |       |      |
| Hong Kong          | 3 611   | 3 912  | 3 898                          |               |             | 14         | <b>ASIE:</b>        |       |      |
| India              | 627     | 488    | 488                            |               |             |            | Hong Kong           |       |      |
| Israel             | 56      | 144    | 144                            |               |             |            | Indie               |       |      |
| Japan              | 2 242   | 1 951  | 1 951                          |               |             |            | Israel              |       |      |
| Republic of China  | 125     | 67     | 61                             |               |             | 6          | Japan               |       |      |
| Other              | 283     | 502    | 502                            |               |             | 8          | Republiek van Sjina |       |      |
|                    | 278     | 760    | 752                            |               |             |            | Ander               |       |      |
| <b>AMERICAS:</b>   |         |        |                                |               |             |            |                     |       |      |
| Argentina          | 1 820   | 2 151  | 2 130                          |               |             | 21         | <b>AMERIKAS:</b>    |       |      |
| Brazil             | 8       | 34     | 34                             |               |             |            | Argentinië          |       |      |
| Canada             | 378     | 364    | 357                            |               |             | 7          | Brasilië            |       |      |
| USA                | 156     | 201    | 201                            |               |             |            | Kanada              |       |      |
| Other              | 1 244   | 1 505  | 1 491                          |               |             | 14         | VSA                 |       |      |
|                    | 34      | 47     | 47                             |               |             |            | Ander               |       |      |

1. TOURISME  
 1.3. Suig-Afrikaanse inwoners  
 1.3.1. Vertrek volgens land van bestemming  
 en wyse van reis (afgesluit)

1. TOURISM  
 1.3. South African residents  
 1.3.1. Departures by country of destination  
 and mode of travel (concluded)

| Country            | May/Mei |        | Mode of travel - Wyse van reis |               |             |            |            |     | Land                    |
|--------------------|---------|--------|--------------------------------|---------------|-------------|------------|------------|-----|-------------------------|
|                    | 1987    | 1988   | May/Mei 1988                   |               |             |            |            |     |                         |
|                    |         |        | Air<br>Lug                     | Rail<br>Spoor | Road<br>Pad | Sea<br>See | Sea<br>See |     |                         |
| <b>EUROPE:</b>     | 23 003  | 18 534 | 18 496                         | -             | -           | -          | -          | 38  | <b>EUROPA:</b>          |
| Austria            | 176     | 104    | 104                            | -             | -           | -          | -          | -   | Oostenryk               |
| Belgium            | 516     | 451    | 451                            | -             | -           | -          | -          | -   | België                  |
| France             | 919     | 955    | 955                            | -             | -           | -          | -          | -   | Frankryk                |
| Greece             | 1 641   | 1 754  | 1 754                          | -             | -           | -          | -          | -   | Griekeland              |
| Italy              | 1 157   | 1 043  | 1 041                          | -             | -           | -          | -          | 2   | Italië                  |
| Luxemburg          | 367     | 282    | 282                            | -             | -           | -          | -          | -   | Luxemburg               |
| Netherlands        | 1 431   | 1 007  | 1 007                          | -             | -           | -          | -          | -   | Nederland               |
| Portugal           | 1 874   | 1 325  | 1 325                          | -             | -           | -          | -          | -   | Portugal                |
| Spain              | 299     | 260    | 260                            | -             | -           | -          | -          | -   | Spanje                  |
| Switzerland        | 1 156   | 880    | 880                            | -             | -           | -          | -          | -   | Switserland             |
| UK                 | 10 287  | 7 860  | 7 824                          | -             | -           | -          | -          | 36  | VK                      |
| West Germany       | 2 968   | 2 428  | 2 428                          | -             | -           | -          | -          | -   | Wes-Duitsland           |
| Other              | 212     | 185    | 185                            | -             | -           | -          | -          | -   | Ander                   |
| <b>OCEANIA:</b>    | 369     | 298    | 298                            | -             | -           | -          | -          | -   | <b>OSEANIË:</b>         |
| Australia          | 329     | 270    | 270                            | -             | -           | -          | -          | -   | Australië               |
| New Zealand        | 40      | 28     | 28                             | -             | -           | -          | -          | -   | Nieu-Seeland            |
| Other              | -       | -      | -                              | -             | -           | -          | -          | -   | Ander                   |
| <b>UNSPECIFIED</b> | 604     | 892    | 549                            | -             | 145         | -          | -          | 198 | <b>ONGESPEKIFISEERD</b> |

2. MIGRATION  
2.1. Immigrants and emigrants  
2.1.1. Summary table

2. MIGRASIE  
2.1. Immigrante en emigrante  
2.1.1. Opsommingstabel

|  | May/Mei |       | Jan. - May/Mei |         | Year/Jaar |
|--|---------|-------|----------------|---------|-----------|
|  | 1988    | 1987  | 1988           | 1987    |           |
| Immigrants and emigrants   | 983     | 629   | 4 342          | 2 785   | 7 953     |
| (a) IMMIGRANTS: GRAND TOTAL  | 991     | 641   | ..             | ..      | ..        |
| . Actual data  |         |       |                |         |           |
| . Seasonally adjusted data   |         |       |                |         |           |
| (i) Persons who arrived as approved immigrants                         | 308     | 113   | 1 515          | 625     | 2 359     |
| (ii) Persons who after arrival as visitors were approved as immigrants | 675     | 516   | 2 827          | 2 160   | 5 594     |
| (b) EMIGRANTS  | 839     | 1 013 | 3 846          | 5 501   | 11 174    |
| . Actual data  | 733     | 882   | ..             | ..      | ..        |
| . Seasonally adjusted data   |         |       |                |         |           |
| (c) NET GAIN/LOSS  | + 144   | - 384 | + 496          | - 2 716 | - 3 221   |

.. Not applicable/Nie van toepassing nie.

2. MIGRATION  
2.1. Immigrants and emigrants  
2.1.2. Mode of travel

2. MIGRASIE  
2.1. Immigrante en emigrante  
2.1.2. Wyse van reis

|                | Mode of travel - Wyse van reis |      |              |     |              |     |
|----------------|--------------------------------|------|--------------|-----|--------------|-----|
|                | May/Mei 1988                   |      | May/Mei 1987 |     | May/Mei 1988 |     |
|                | Air                            | Rail | Road         | Sea | See          | See |
| Total          |                                |      |              |     |              |     |
| Totaal         |                                |      |              |     |              |     |
| (a) Immigrants | 212                            | 11   | 85           | -   | -            | -   |
| (b) Emigrants  | 827                            | 2    | 10           | -   | -            | -   |

.. Persons who arrived as approved immigrants.

.. Persons who arrived as approved immigrants.

2. MIGRATION  
2.2. Migrants by occupations  
2.2.1. Immigrants

2. MIGRASIE  
2.2. Migrante volgens beroepe  
2.2.1. Immigrante

| Occupations   | May/Mei |      | Jan.- May/Mei |       | Year/Jaar |      | Beroepe  |
|---|---------|------|---------------|-------|-----------|------|--|
|   | 1988    | 1987 | 1988          | 1987  | 1987      | 1987 |  |
| <b>GRAND TOTAL</b>  | 983     | 629  | 4 342         | 2 785 | 7 953     |      | <b>GROOTTOTAAL</b>   |
| <b>TOTAL - ECONOMICALLY ACTIVE</b>  | 457     | 292  | 2 017         | 1 284 | 3 468     |      | <b>TOTAAL - EKONOMIES BEDRYWIG</b>   |
| Professional, semi-professional and technical occupations - Total                                   | 123     | 96   | 575           | 389   | 1 071     |      | Professionele, semi-professionele en tegniese beroepe - Totaal   |
| Engineers and related technologists   | 31      | 28   | 152           | 104   | 308       |      | Ingenieurs en verwante tegnoloe  |
| Industrial/Production   | 1       | 1    | 4             | 7     | 12        |      | Bedryf/Produktsie  |
| Chemical  | 1       | 2    | 7             | 9     | 16        |      | Chemies  |
| Electrical and related  | 8       | 7    | 43            | 17    | 51        |      | Elektries en verwant   |
| Agricultural  | -       | 3    | 5             | 5     | 7         |      | Landbou  |
| Mechanical  | 6       | 5    | 21            | 12    | 31        |      | Meganies/Werktuigkundig  |
| Metallurgical   | -       | -    | 2             | 1     | 7         |      | Metallurgies   |
| Mining  | 2       | 6    | 7             | 13    | 47        |      | Mynbou   |
| Civil and related   | 7       | 2    | 12            | 10    | 27        |      | Siviel en verwant  |
| Engineers n.e.c.  | 7       | 2    | 51            | 30    | 110       |      | Ingenieurs n.e.g.  |
| Medical practitioner  | 6       | 6    | 26            | 19    | 47        |      | Mediese praktisyn  |
| Medical specialist  | -       | -    | 6             | 2     | 5         |      | Mediese spesialis  |
| Dental professions  | 2       | -    | 4             | 4     | 8         |      | Tandheelkundige beroepe  |
| Education and related occupations   | 8       | 4    | 55            | 33    | 91        |      | Onderwys en verwante beroepe   |
| Accountant and related accounting occupations   | 11      | 5    | 32            | 16    | 51        |      | Rekenmeester en verwante rekeningkundige beroepe   |
| Other   | 65      | 53   | 300           | 211   | 561       |      | Ander  |
| Managerial, executive and administrative occupations  | 57      | 33   | 256           | 162   | 465       |      | Bestuurs-, uitvoerende en administratiewe beroepe  |
| Clerical and sales occupations  | 124     | 64   | 464           | 282   | 783       |      | Klerklike en verkoopsberoepe   |
| Transport, delivery and communications occupations  | 6       | 4    | 19            | 15    | 26        |      | Vervoer-, aflevering- en kommunikasie-beroepe  |
| Service occupations   | 16      | 14   | 97            | 55    | 167       |      | Diensberoepe   |
| Farming and related occupations   | 6       | 2    | 35            | 16    | 55        |      | Boerdery en verwante beroepe   |
| Artisan, apprentice and related occupations   | 60      | 52   | 301           | 223   | 550       |      | Ambagsman, vakleerling en verwante beroepe   |
| Production foreman and supervisor, miner and quarry worker, operator, production and related worker | 20      | 15   | 74            | 58    | 160       |      | Produkstievoorman en -toesighouer, myn- en steengroefwerker, operateur, produkstie- en verwante werker |
| Occupation unspecified and n.e.c.   | 45      | 12   | 196           | 84    | 191       |      | Beroep ongespesifiseerd en n.e.g.  |
| <b>TOTAL - NOT ECONOMICALLY ACTIVE</b>  | 526     | 334  | 2 325         | 1 501 | 4 485     |      | <b>TOTAAL - NIE-EKONOMIES BEDRYWIG</b>   |
| House-keeping   | 220     | 120  | 962           | 614   | 1 734     |      | Tuisteskepper  |
| Child - not scholar   | 77      | 49   | 377           | 195   | 687       |      | Kind - nie skoolier  |
| Scholar/Student   | 142     | 112  | 609           | 456   | 1 229     |      | Skoolier/Student   |
| Labour disabled   | 10      | -    | 52            | -     | 61        |      | Arbeidsongeskikte  |
| Pensioner   | 76      | 56   | 317           | 236   | 772       |      | Pensionaris  |
| Not economically active n.e.c.  | 1       | -    | 8             | -     | 2         |      | Nie-ekonomies bedrywig n.e.g.  |

2. MIGRATION  
2.2. Migrants by occupations  
2.2.2. Emigrants

2. MIGRASIE  
2.2. Migrante volgens beroepe  
2.2.2. Emigrante

| Occupations  | May/Mei |       | Jan.- May/Mei |       | Year/Jaar |      |
|--|---------|-------|---------------|-------|-----------|------|
|  | 1988    | 1987  | 1988          | 1987  | 1987      | 1987 |
| <b>GRAND TOTAL</b>   | 839     | 1 013 | 3 846         | 5 501 | 11 174    |      |
| <b>TOTAL - ECONOMICALLY ACTIVE</b>   | 341     | 408   | 1 586         | 2 333 | 4 544     |      |
| Professional, semi-professional and technical occupations - Total  | 136     | 168   | 650           | 1 020 | 1 973     |      |
| Engineers and related technologists  | 30      | 22    | 130           | 187   | 383       |      |
| Industrial/Production  | 5       | 6     | 13            | 34    | 59        |      |
| Chemical   | 2       | 1     | 4             | 5     | 11        |      |
| Electrical and related   | 4       | 1     | 23            | 20    | 48        |      |
| Agricultural   | 1       | 1     | 3             | 8     | 12        |      |
| Mechanical   | -       | 2     | 2             | 18    | 28        |      |
| Metallurgical  | -       | -     | 2             | 4     | 6         |      |
| Mining   | -       | -     | 1             | 12    | 24        |      |
| Civil and related  | 7       | 6     | 22            | 23    | 59        |      |
| Engineers n.e.c.   | 11      | 5     | 60            | 63    | 136       |      |
| Medical practitioner   | 5       | 2     | 33            | 33    | 72        |      |
| Medical specialist   | 2       | 2     | 6             | 10    | 21        |      |
| Dental professions   | -       | -     | 5             | 5     | 13        |      |
| Education and related occupations  | 13      | 15    | 91            | 135   | 253       |      |
| Accountant and related accounting occupations  | 20      | 13    | 84            | 97    | 186       |      |
| Other  | 66      | 114   | 301           | 553   | 1 045     |      |
| Managerial, executive and administrative occupations   | 33      | 55    | 193           | 256   | 524       |      |
| Clerical and sales occupations   | 80      | 73    | 354           | 458   | 921       |      |
| Transport, delivery and communications occupations   | 2       | 2     | 14            | 17    | 32        |      |
| Service occupations  | 6       | 8     | 32            | 46    | 97        |      |
| Farming and related occupations  | 1       | 3     | 4             | 14    | 30        |      |
| Artisan, apprentice and related occupations  | 46      | 57    | 195           | 261   | 547       |      |
| Production foreman and supervisor, miner and quarry worker, operator, production and related worker        | 6       | 10    | 33            | 53    | 110       |      |
| Occupation unspecified and n.e.c.  | 31      | 32    | 111           | 208   | 310       |      |
| <b>TOTAL - NOT ECONOMICALLY ACTIVE</b>   | 498     | 605   | 2 260         | 3 168 | 6 630     |      |
| House-keeping  | 139     | 202   | 571           | 923   | 1 910     |      |
| Child - not scholar  | 203     | 231   | 822           | 1 237 | 2 565     |      |
| Scholar/Student  | 105     | 99    | 544           | 752   | 1 590     |      |
| Labour disabled  | -       | -     | -             | -     | 1         |      |
| Pensioner  | 50      | 70    | 217           | 250   | 555       |      |
| Not economically active n.e.c.   | 1       | 3     | 6             | 6     | 9         |      |
| <b>GROOTTOTAAI</b>   |         |       |               |       |           |      |
| <b>TOTAAL - EKONOMIES BEDRYWIG</b>   |         |       |               |       |           |      |
| Professionele, semi-professionele en tegniese beroepe - Totaal   |         |       |               |       |           |      |
| Ingenieurs en verwante tegnoloe Bedryf/Produksie   |         |       |               |       |           |      |
| Chemies  |         |       |               |       |           |      |
| Elektries en verwant   |         |       |               |       |           |      |
| Landbou  |         |       |               |       |           |      |
| Meganies/Werktuigkundig  |         |       |               |       |           |      |
| Metallurgies   |         |       |               |       |           |      |
| Mynbou   |         |       |               |       |           |      |
| Siviel en verwant  |         |       |               |       |           |      |
| Ingenieurs n.e.g.  |         |       |               |       |           |      |
| Mediese praktisyn  |         |       |               |       |           |      |
| Mediese spesialis  |         |       |               |       |           |      |
| Tandheelkundige beroepe  |         |       |               |       |           |      |
| Onderwys en verwante beroepe   |         |       |               |       |           |      |
| Rekenmeester en verwante rekeningkundige beroepe   |         |       |               |       |           |      |
| Ander  |         |       |               |       |           |      |
| <b>Bestuurs-, uitvoerende en administratiewe beroepe</b>   |         |       |               |       |           |      |
| <b>Klerklike en verkoopsberoepe</b>  |         |       |               |       |           |      |
| <b>Vervoer-, aflewering- en kommunikasie-beroepe</b>   |         |       |               |       |           |      |
| <b>Diensberoepe</b>  |         |       |               |       |           |      |
| <b>Boerdery en verwante beroepe</b>  |         |       |               |       |           |      |
| <b>Ambagsman, vakleerling en verwante beroepe</b>  |         |       |               |       |           |      |
| <b>Produksievoorman en toesighouer, myn- en steengroefwerker, operateur, produksie- en verwante werker</b> |         |       |               |       |           |      |
| <b>Beroep ongespesifiseerd en n.e.g.</b>   |         |       |               |       |           |      |
| <b>TOTAAL - NIE-EKONOMIES BEDRYWIG</b>   |         |       |               |       |           |      |
| Tuisteskepper  |         |       |               |       |           |      |
| Kind - nie skoolier  |         |       |               |       |           |      |
| Skoolier/Student   |         |       |               |       |           |      |
| Arbeidsgeskkikte   |         |       |               |       |           |      |
| Pensionaris  |         |       |               |       |           |      |
| Nie-ekonomies bedrywig n.e.g.  |         |       |               |       |           |      |

**2. MIGRATION**  
**2.3. Immigrants by country of previous permanent residence and emigrants by country of destination and citizenship**

| Country            | Migration - Migrasie |                        |                        |                        | Land                |
|--------------------|----------------------|------------------------|------------------------|------------------------|---------------------|
|                    | Immigrants           | Destination Bestemming | Emigrants Emigrante    |                        |                     |
|                    |                      |                        | Citizenship Bestemming | Citizenship Burgerskap |                     |
| <b>GRAND TOTAL</b> | 983                  | 839                    | 839                    | 436                    | <b>GROOTOTAAL</b>   |
| <b>AFRICA:</b>     |                      |                        |                        |                        | <b>AFRIKA:</b>      |
| Angola             | 361                  | 19                     |                        |                        | Angola              |
| Botswana           | 4                    |                        |                        |                        | Botswana            |
| Kenya              | 7                    | 3                      |                        |                        | Kenia               |
| Lesotho            | 3                    |                        |                        |                        | Lesotho             |
| Malawi             | 5                    |                        |                        |                        | Malawi              |
| Mauritius          | 2                    |                        |                        |                        | Mauritius           |
| Mozambique         | 8                    |                        |                        |                        | Mosambiek           |
| RSA                | 4                    |                        |                        | 426                    | RSA                 |
| Swaziland          | 10                   |                        |                        |                        | Swaziland           |
| Zambia             | 12                   |                        |                        |                        | Zambië              |
| Zimbabwe           | 274                  | 16                     |                        | 6                      | Zimbabwe            |
| Other              | 32                   |                        |                        | 4                      | Ander               |
| <b>ASIA:</b>       |                      |                        |                        |                        | <b>ASIE:</b>        |
| India              | 89                   | 23                     |                        | 4                      | Indië               |
| Israel             | 1                    |                        |                        |                        | Israel              |
| Japan              | 31                   | 23                     |                        | 4                      | Japan               |
| Republic of China  | 8                    |                        |                        |                        | Republiek van Sjina |
| Other              | 37                   |                        |                        |                        | Ander               |
|                    | 12                   |                        |                        |                        |                     |
|                    | 30                   | 135                    |                        | 23                     | <b>AMERIKAS:</b>    |
| Argentina          | 3                    |                        |                        |                        | Argentinië          |
| Brazil             | 2                    |                        |                        | 3                      | Brasilië            |
| Canada             | 9                    | 87                     |                        | 11                     | Kanada              |
| Uruguay            |                      |                        |                        |                        | Uruguay             |
| USA                | 13                   | 48                     |                        | 9                      | VSA                 |
| Other              | 3                    |                        |                        |                        | Ander               |
| <b>EUROPE:</b>     |                      |                        |                        |                        | <b>EUROPA:</b>      |
| Austria            | 488                  | 400                    |                        | 367                    | Oostenryk           |
| Belgium            | 7                    | 2                      |                        | 1                      | België              |
| Denmark            | 10                   | 1                      |                        | 2                      | Denemarke           |
| Finland            |                      | 2                      |                        | 1                      | Finland             |
| France             | 3                    | 1                      |                        | 1                      | Frankryk            |
| Greece             | 23                   | 7                      |                        | 3                      | Griekeland          |
| Ireland            | 3                    |                        |                        | 1                      | Ierland             |
| Italy              | 16                   | 4                      |                        | 9                      | Italië              |
| Netherlands        | 4                    | 5                      |                        | 2                      | Nederland           |
| Norway             | 25                   | 26                     |                        | 31                     | Noorwee             |
| Portugal           | 1                    |                        |                        |                        | Portugal            |
| Spain              | 94                   | 3                      |                        | 2                      | Spanje              |
| Sweden             | 5                    | 2                      |                        |                        | Swede               |
|                    |                      | 2                      |                        | 1                      |                     |

2. MIGRATION

2.3. Immigrants by country of previous permanent residence and emigrants by country of destination and citizenship (concluded)

2. MIGRASIE

2.3. Immigrante volgens land van vorige permanente verblyf en emigrante volgens land van bestemming en burgerskap (afgesluit)

| Country      | Migration - Migrasie     |                        |                           |                           | Land              |
|--------------|--------------------------|------------------------|---------------------------|---------------------------|-------------------|
|              | Immigrants<br>Immigrante | Emigrants<br>Emigrante | Destination<br>Bestemming | Citizenship<br>Burgerskap |                   |
| Switzerland  | 9                        | 10                     | 10                        | 10                        | Switserland       |
| UK           | 234                      | 315                    | 287                       | 287                       | VK                |
| West Germany | 37                       | 21                     | 15                        | 15                        | Wes-Duitsland     |
| Other        | 17                       | 1                      | 1                         | 1                         | Ander             |
| OCEANIA:     | 10                       | 260                    | 4                         | 4                         | OSEANIE:          |
| Australia    | 8                        | 258                    | 4                         | 4                         | Australië         |
| New Zealand  | 2                        | 2                      | -                         | -                         | Nieu-Seeland      |
| Other        | -                        | -                      | -                         | -                         | Ander             |
| UNSPECIFIED  | 5                        | 2                      | 2                         | 5                         | ONGESPEESIFISEERD |