

CENTRAL STATISTICAL SERVICE
 Private Bag X44
 PRETORIA
 0001
 Tel. (012) 3252400



Republic of South Africa
 Republiek van Suid-Afrika


SENTRALE STATISTIEKDIENS
 Privaatsak X44
 PRETORIA
 0001
 Tel. (012) 3252400

13 JULY 1987

13 JULIE 1987

STATISTICAL NEWS RELEASE

STATISTIESE NUUSBERIC



TOURISM AND MIGRATION: MAY 1987

TOERISME EN MIGRASIE: MEI 1987

SUMMARY

During the period January to May 1987 the net result of immigration and emigration has shown a loss of 2 716 persons compared with a loss of 2 983 persons during the same period in 1986.

Gedurende die tydperk Januarie tot Mei 1987 het die netto resultaat van immigrasie en emigrasie 'n verlies van 2 716 persone getoon teenoor 'n verlies van 2 983 persone gedurende dieselfde tydperk in 1986.

Of the 46 270 foreign visitors who visited South Africa during May 1987, 53,9% arrived by air, 43,7% by road, 1,5% by sea and 0,9% by rail.

Van die 46 270 vreemde besoekers wat gedurende Mei 1987 Suid-Afrika besoek het, het 53,9% per lug, 43,7% per pad, 1,5% per see en 0,9% per spoor aangekom.

Arrivals, departures and migration	May/Mei		Jan. - May/Mei		Aankoms, vertrek en migrasie
	1987	1986	1987	1986	
Foreign visitors					Vreemde besoekers
Arrivals	46 270	46 468	288 079	262 103	Aankoms
Departures	56 208	56 770	332 898	290 218	Vertrek
South African residents					Suid-Afrikaanse inwoners
Arrivals	33 967	35 501	187 175	181 863	Aankoms
Departures: Total	46 164	46 531	188 432	177 247	Vertrek: Totaal
Business	11 991	11 695	52 052	50 664	Besigheid
Holiday	33 918	34 509	134 025	124 171	Vakansie
Study	255	327	2 355	2 412	Studie
Migration					Migrasie
Immigrants	629	528	2 785	3 131	Immigrante
Emigrants	1 013	1 354	5 501	6 114	Emigrante
Net gain/loss	- 384	- 826	-2 716	-2 983	Netto aanwins/verlies

[Signature]
 HEAD: CENTRAL STATISTICAL SERVICE
 HOOF: SENTRALE STATISTIEKDIENS

REGIONAL OFFICES/STREEKKANTORE:

- | | | |
|----------------------------|---|--------------------------------|
| DURBAN: (031) 312593 | CAPE TOWN/KAAPSTAD: (021) 466940,
462098 | KIMBERLEY: (0531) 33965/6 |
| NELSPRUIT: (01311) 52455/6 | PIETERSBURG: (01521) 71609 | PORT ELIZABETH: (041) 523801/2 |
| BLOEMFONTEIN: | KEMPTON PARK: (011) 3943420/1 | KLERKSDORP: |

EXPLANATORY NOTES

TABLES 2.2.1 AND 2.2.2

1. As from 1 January 1987 occupations are classified according to the Standard Classification of Occupations, First Edition, 1986.
2. Comparable data for 1986 and previous years are consequently not available for the following occupations:
 - Agricultural engineer
 - Industrial/production engineer
 - Medical specialist
 - Artisan, apprentice and related occupations
- 2.1 Agricultural and industrial/production engineer were previously included in the occupation "engineer, not elsewhere classified".
- 2.2 Medical specialist was previously included in the occupation "medical practitioner".
- 2.3 Artisan, apprentice and related occupations were previously classified with subgroup "production foreman and supervisor, miner and quarry worker, operator, production and related worker".

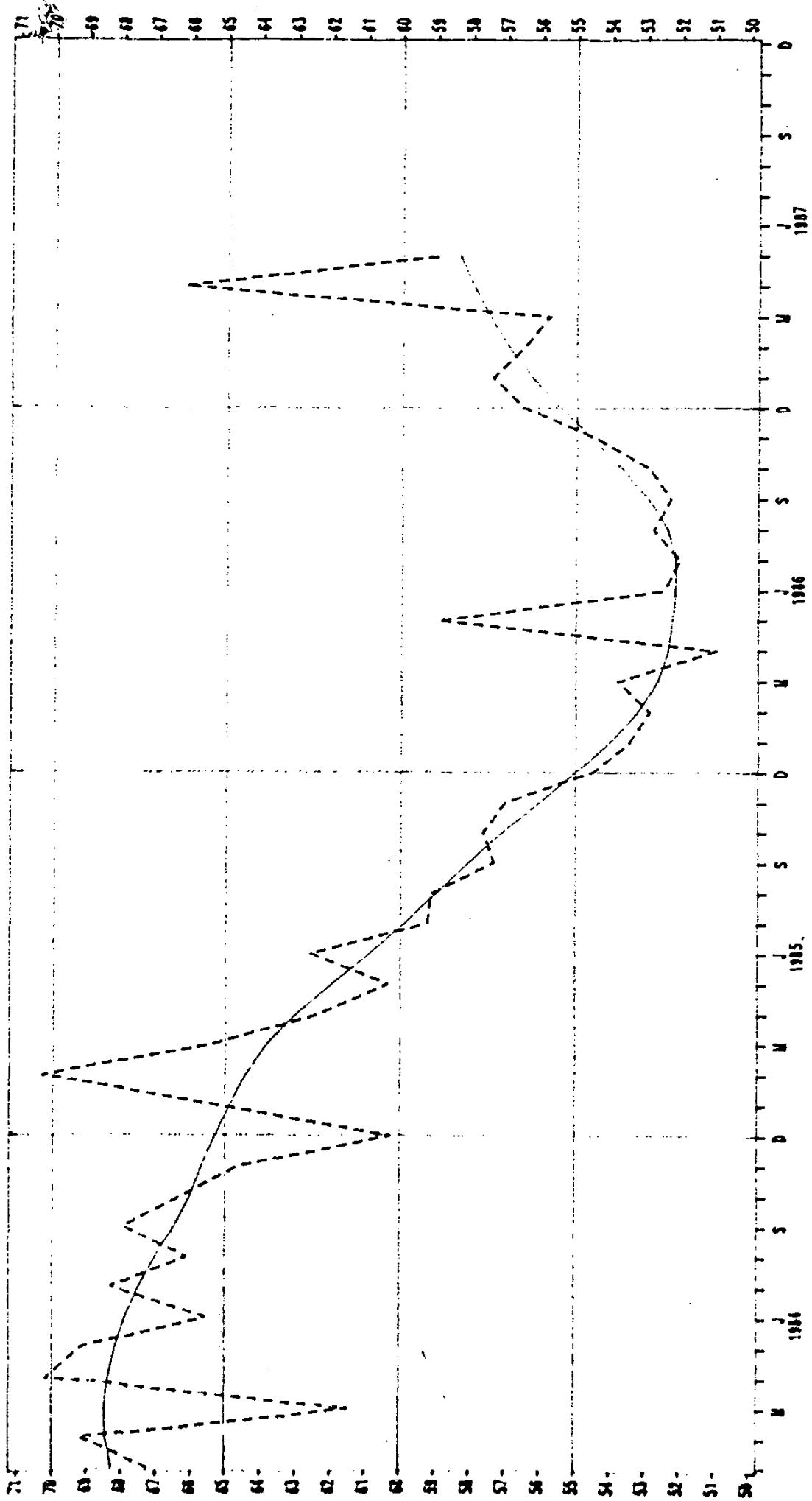
VERDUIDELIKENDE OPMERKINGS

TABELLE 2.2.1 EN 2.2.2

1. Vanaf 1 Januarie 1987 word beroepe geklassifiseer volgens die Standaardberoepsklassifikasie, Eerste uitgawe, 1986.
2. Vergelykbare gegewens vir 1986 en vroeër jare is gevolglik nie beskikbaar vir die volgende beroepe nie:
 - Landbou ingenieur
 - Bedryf/produksie ingenieur
 - Mediese spesialis
 - Ambagsman, vakleerling en verwante beroepe
- 2.1 Landbou- en bedryf/produksie ingenieur is voorheen by die beroep "ingenieur, nie elders geklassifiseer", ingedeel.
- 2.2 Mediese spesialis is voorheen by die beroep "mediese praktisyn" ingedeel.
- 2.3 Ambagsman, vakleerling en verwante beroepe is voorheen by subgroep "produksievoorman en -toesighouer, myn- en steengroefwerker, operateur, produksie- en verwante werker" geklassifiseer.

FOREIGN VISITORS : ARRIVALS
THOUSAND

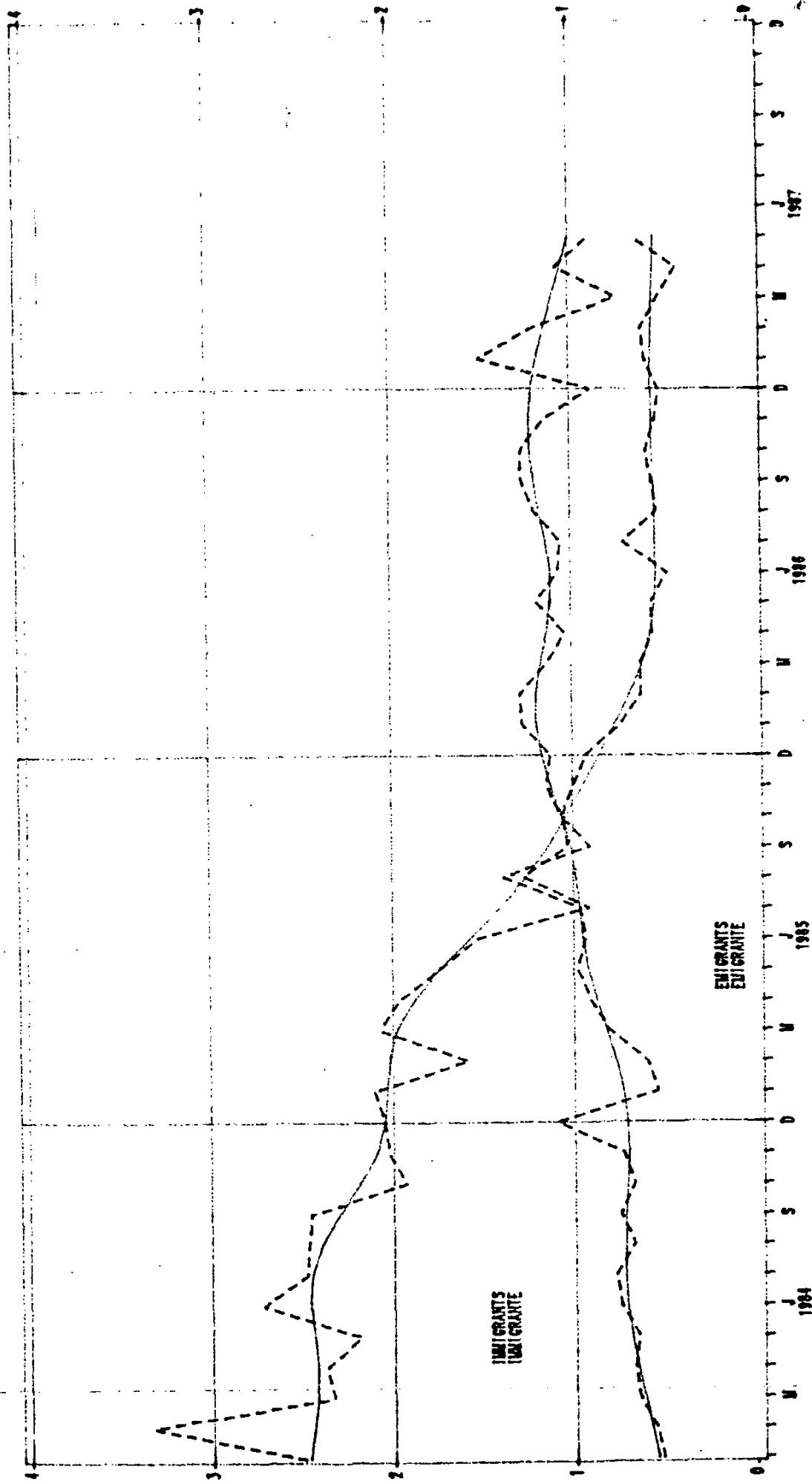
VREEMDE BESOEKERS : AANKOMST
DUISENDE



Seasonally adjusted — Saisoensangepas
Trend cycle - - - Tendenssiklus

IMMIGRANTS AND EMIGRANTS
THOUSAND

IMMIGRANTE EN EMIGRANTE
DUISEND



Seasonally adjusted --- Seisoensangepas
Trend cycle ——— Tendenssiklus

1. TOURISM
 1.1. Arrivals and departures of foreign visitors and South African residents
 1.1.1. Purpose of visit

Purpose of visit	May/Mei		Jan. - May/Mei		Year - Jaar		Doel van besoek
	1987	1986	1987	1986	1986	1986	
(a) ARRIVALS: GRAND TOTAL	80 237	81 969	475 254	443 966	1 124 579		
(i) Foreign visitors - Total	46 270	46 468	288 079	262 103	644 502		(a) AANKOMS: GROOTTOTAAL
• Actual data							(i) Vreemde besoekers - Totaal
• Seasonally adjusted data	58 800	59 000					• Werklike gegewens
• Business	12 365	12 241	64 155	61 527	142 988		• Seisoensaangepaste gegewens
• Holiday, including persons in transit	32 999	33 038	215 520	191 247	483 895		• Vakansie, insluitende deurgaande reisigers
• Study	906	1 189	8 404	9 329	17 619		• Studie
(ii) South African residents returning	33 967	35 501	187 175	181 863	480 077		(ii) Terugkerende Suid-Afrikaanse inwoners
(b) DEPARTURES: GRAND TOTAL	102 372	103 301	521 330	467 465	1 129 135		(b) VERTREK: GROOTTOTAAL
(i) Foreign visitors	56 208	56 770	332 898	290 218	629 371		(i) Vreemde besoekers
(ii) South African residents departing temporarily -							(ii) Suid-Afrikaanse inwoners wat tydelik vertrek -
• Total	46 164	46 531	188 432	177 247	499 764		• Totaal
• Business	11 991	11 695	52 052	50 664	120 628		• Besigheid
• Holiday	33 918	34 509	134 025	124 171	373 851		• Vakansie
• Study	255	327	2 355	2 412	5 285		• Studie

1. TOURISM
 1.1. Arrivals and departures of foreign visitors and South African residents
 1.1.2. Mode of travel

Arrivals and Departures	Mode of travel - Wyse van reis		Aankoms en Vertrek	
	Total	Total	Aankoms	Vertrek
(a) ARRIVALS:				
(i) Foreign visitors	46 270	24 927	420	677
(ii) South African residents	33 967	26 286	195	370
(b) DEPARTURES:				
(i) Foreign visitors	56 208	31 155	674	771
(ii) South African residents	46 164	37 135	145	407

1. TOERISME
 1.2. Vreemde besoekers
 1.2.1. Aankoms volgens land van verblyf
 en wyse van reis

1. TOURISM
 1.2. Foreign visitors
 1.2.1. Arrivals by country of residence
 and mode of travel

Country	Foreign visitors - Vreemde besoekers										Land	
	May/Mei		Mode of travel - Wyse van reis					May - 1987 - Mei				GROOTTOTAAL
	1986	1987	Air Lug	Rail Spoor	Road Pad	Sea See						
GRAND TOTAL	46 468	46 270	24 927	420	20 246	677						
AFRIKA:												
Angola	-	7	8 175	388	18 187	32						
Botswana	5 356	4 347	1 465	10	2 872	-						
Kenya	128	108	87	-	21	-						
Lesotho	2 796	2 604	251	1	2 352	-						
Malawi	855	853	552	-	301	-						
Mauritius	240	263	247	-	9	7						
Mozambique	947	985	609	115	260	1						
R.S.A.	-	2	2	-	-	-						
Swaziland	5 123	5 762	508	9	5 245	-						
Zambia	860	692	482	-	210	-						
Zimbabwe	11 290	9 828	2 875	253	6 700	-						
Other	1 175	1 331	1 090	-	217	24						
ASIA:												
India	2 108	2 037	1 642	1	271	123						
Israel	78	76	56	-	14	6						
Japan	666	634	587	-	47	-						
Republic of China	408	344	367	1	6	16						
Other	488	580	387	-	158	35						
	468	380	268	-	46	66						
AMERICAS:												
Argentina	3 452	3 722	3 359	4	348	11						
Brazil	40	42	36	-	5	1						
Canada	125	143	138	-	4	1						
Uruguay	428	517	436	2	78	1						
U.S.A.	7	6	6	-	-	-						
Other	2 781	2 874	2 610	2	258	4						
	71	140	133	-	3	4						
EUROPE:												
Austria	10 875	12 720	10 898	17	1 298	507						
Belgium	272	283	263	-	20	-						
Denmark	254	276	232	-	38	6						
Finland	119	62	43	1	12	6						
Greece	30	27	25	-	2	-						
Ireland	656	822	760	-	56	6						
Italy	206	216	173	-	4	39						
Netherlands	137	204	133	-	71	-						
Norway	466	413	374	-	36	3						
Portugal	545	545	475	1	58	11						
Spain	60	44	26	-	5	13						
	401	420	312	-	37	71						
	285	348	254	-	1	93						

1. TOURISM
 1.2. Foreign visitors
 1.2.1. Arrivals by country of residence
 and mode of travel (concluded)

1. TOERISME
 1.2. Vreemde bezoekers
 1.2.1. Aankoms volgens land van verblyf
 en wyse van reis (afgesluit)

Country	Foreign visitors - Vreemde bezoekers										
	May/Mei		Mode of travel - Wyse van reis						May - 1987 - Mei		Land
	1986	1987	Air Lug	Rail Spoor	Road Pad	Sea See					
Sweden	148	74	57	-	14	3				Sweden	
Switzerland	538	610	568	-	42	-				Switzerland	
U.K.	4 424	5 364	4 678	11	589	86				V.K.	
West Germany	2 224	2 669	2 340	4	313	12				Wes-Duitsland	
Other	110	343	185	-	-	158				Ander	
OCEANIA:	1 263	1 009	853	10	142	4				OSEANIE:	
Australia	840	816	704	5	105	2				Australië	
New Zealand	420	163	119	5	37	2				Nieu-Seeiland	
Other	3	30	30	-	-	-				Ander	
UNSPECIFIED	-	-	-	-	-	-				ONGESPECIFISEERD	

1. TOURISME
 1.3. Suid-Afrikaanse inwoners
 1.3.1. Vertrek volgens land van bestemming
 en wyse van reis

1. TOURISM
 1.3. South African residents
 1.3.1. Departures by country of destination
 and mode of travel

Country	May/Mei		Mode of travel - Wyse van reis						Land
	1986	1987	Air Lug	Rail Spoor	Road Pad	Sea See	May - 1987 - Mei		
GRAND TOTAL	46 531	46 164	37 135	145	8 477	407	GROOTTOTAAL		
AFRICA:									
Botswana	16 523	16 757	8 197	145	8 376	39	AFRIKA:		
Kenya	2 847	2 975	1 720	7	1 248	-	Botswana		
Lesotho	103	34	34	-	-	-	Kenia		
Malawi	836	1 029	1 75	-	854	-	Lesotho		
Mauritius	459	656	627	-	29	-	Malawi		
Mozambique	1 694	2 678	2 661	-	-	17	Mauritius		
Seychelles	495	426	374	2	40	10	Mozambiek		
Swaziland	17	12	11	-	-	1	Seychelle		
Zambia	3 994	3 480	508	1	2 971	-	Swaziland		
Zimbabwe	277	281	272	-	9	-	Zambie		
Other	5 554	5 018	1 670	135	3 213	-	Zimbabwe		
	247	168	145	-	12	11	Ander		
ASIA:									
Hong Kong	3 741	3 611	3 585	-	-	26	ASIE:		
India	580	627	627	-	-	-	Hong Kong		
Israel	96	56	56	-	-	-	Indie		
Japan	1 541	2 242	2 242	-	-	-	Israel		
Republic of China	139	125	99	-	-	26	Japan		
Other	196	283	283	-	-	-	Republiek van Sjina		
	1 189	278	278	-	-	-	Ander		
AMERICAS:									
Argentina	3 265	1 820	1 798	-	-	22	AMERIKAS:		
Brazil	13	8	8	-	-	-	Argentinië		
Canada	226	378	363	-	-	15	Brasilië		
U.S.A.	170	156	156	-	-	-	Kanada		
Other	2 845	1 244	1 239	-	-	5	V.S.A.		
	11	34	32	-	-	2	Ander		

1. TOURISM
 1.3. South African residents
 1.3.1. Departures by country of destination
 and mode of travel (concluded)

Country	May/Mei		Mode of travel - Wyse van reis						Land				
	1986	1987	Air		Rail		Road			Sea			
			Lug	Spoor	Pad	See	May - 1987 - Mei						
EUROPE:	21 660	23 003	22 928	-	13	62							
Austria	157	176	176	-	-	-	-	-	-	-	-	-	-
Belgium	461	516	516	-	-	-	-	-	-	-	-	-	-
France	683	919	919	-	-	-	-	-	-	-	-	-	-
Greece	1 765	1 641	1 641	-	-	-	-	-	-	-	-	-	-
Italy	1 155	1 157	1 152	-	-	5	-	-	-	-	-	-	-
Luxemburg	285	367	367	-	-	-	-	-	-	-	-	-	-
Netherlands	1 326	1 431	1 430	-	-	1	-	-	-	-	-	-	-
Portugal	1 931	1 874	1 874	-	-	-	-	-	-	-	-	-	-
Spain	581	299	299	-	-	-	-	-	-	-	-	-	-
Switzerland	926	1 156	1 154	-	-	2	-	-	-	-	-	-	-
U.K.	9 486	10 287	10 223	-	-	8	-	-	-	-	56	-	-
West Germany	2 690	2 968	2 967	-	-	1	-	-	-	-	-	-	-
Other	214	212	210	-	-	2	-	-	-	-	-	-	-
OCEANIA:	736	369	369	-	-	-	-	-	-	-	-	-	-
Australia	714	329	329	-	-	-	-	-	-	-	-	-	-
New Zealand	22	40	40	-	-	-	-	-	-	-	-	-	-
Other	-	-	-	-	-	-	-	-	-	-	-	-	-
UNSPECIFIED	606	604	258	-	88	258	-	88	-	-	258	-	-

2. MIGRASIE
2.1. Immigrante en emigrante
2.1.1. Opsommingstabel

Immigrants and emigrants	May/Mei		Jan. - May/Mei		Year/Jaar	
	1987	1986	1987	1986	1986	1986
(a) IMMIGRANTS: GRAND TOTAL						
· Actual data	629	528	2 785	3 131	6 994	
· Seasonally adjusted data	660	561
(i) Persons who arrived as approved immigrants	113	138	625	885	1 823	
(ii) Persons who after arrival as visitors were approved as immigrants	516	390	2 160	2 246	5 171	
(b) EMIGRANTS						
· Actual data	1 013	1 354	5 501	6 114	13 711	
· Seasonally adjusted data	887	1 191
(c) NET GAIN/LOSS	- 384	- 826	- 2 716	- 2 983	- 6 717	

.. Not applicable/Nie van toepassing nie.

2. MIGRASIE
2.1. Immigrante en emigrante
2.1.2. Wyse van reis

Immigrants and emigrants	Mode of travel - Wyse van reis					
	Total Totaal	May - 1987		May - 1987 - Mei		Immigrante en emigrante
		Air Lug	Rail Spoor	Road Pad	Sea See	
(a) Immigrants <u>L</u>	113	69	-	44	-	(a) Immigrante <u>L</u>
(b) Emigrants	1 013	975	-	36	2	(b) Emigrante

L Persons who arrived as approved immigrants. L Persone wat as goedgekeurde immigrante aangekom het.

2. MIGRASIE
2.2. Migrante volgens beroepe
2.2.1. Immigrante

Occupations	May/Mei		Jan. - May/Mei		Year/Jaar	
	1987	1986	1987	1986	1986	1986
GRAND TOTAL	629	528	2 785	3 131	6 994	
TOTAL - ECONOMICALLY ACTIVE	292	219	1 284	1 386	3 085	
Professional, semi-professional and technical occupations - Total	96	87	389	496	1 097	
Engineers and related technologists	28	20	104	101	238	
Industrial/Production	1	-	7	-	-	
Chemical	2	-	9	3	6	
Electrical and related	7	1	17	10	19	
Agricultural	3	-	5	-	-	
Mechanical	5	1	12	6	19	
Metallurgical	-	2	1	9	29	
Mining	6	3	13	17	39	
Civil and related	2	3	10	13	33	
Engineers n.e.c.	2	10	30	43	93	
Medical practitioner	6	5	19	18	51	
Medical specialist	-	-	2	-	-	
Dental professions	-	-	4	1	6	
Education and related occupations	4	7	33	48	102	
Accountant and related accounting occupations	5	4	16	23	49	
Other	53	51	211	305	651	
Managerial executive and administrative occupations	33	16	162	127	296	
Clerical and sales occupations	64	41	282	299	636	
Transport delivery and communications occupations	4	1	15	11	19	
Service occupations	14	15	55	93	194	
Farming and related occupations	2	4	16	21	50	
Artisan, apprentice and related occupations	52	-	223	-	-	
Production foreman and supervisor, miner and quarry worker, operator, production and related worker	15	47	58	286	682	
Occupation unspecified and n.e.c.	12	8	84	53	111	
TOTAL - NOT ECONOMICALLY ACTIVE	337	309	1 501	1 745	3 909	
House-keeping	120	132	614	718	1 606	
Child - not scholar	49	41	195	291	643	
Scholar/Student	112	77	456	498	1 094	
Labour disabled	-	-	-	-	-	
Pensioner	56	58	236	208	517	
Not economically active n.e.c.	-	1	-	30	49	

2. MIGRATION
2.2. Migrants by occupations
2.2.2. Emigrants

2. MIGRASIE
2.2. Migrante volgens beroepe
2.2.2. Emigrante

Occupations	May/Mei		Jan. - May/Mei		Year/Jaar		Beroepe
	1987	1986	1987	1986	1986	1986	
GRAND TOTAL	1 013	1 354	5 501	6 114	13 711		GROOTTOTAAL
TOTAL - ECONOMICALLY ACTIVE	408	602	2 333	2 555	5 578		TOTAAL - EKONOMIES BEDRYWIG
Professional, semi-professional and technical occupations - Total	168	274	1 020	1 032	2 312		Professionele, semi-professionele en tegniese beroepe - Totaal
Engineers and related technologists	22	53	187	215	449		Ingenieurs en verwante tegnoloe
Industrial/Production	6	-	34	-	-		Bedryf/Produksie
Chemical	1	4	5	12	21		Chemies
Electrical and related	1	7	20	21	42		Elektries en verwant
Agricultural	1	-	8	-	-		Landbou
Mechanical	2	2	18	9	19		Meganies/Werktuigkundig
Metallurgical	-	2	4	7	14		Metallurgies
Mining	-	1	12	6	13		Mynbou
Civil and related	6	5	23	29	73		Siviel en verwant
Engineers n.e.c.	5	32	63	131	267		Ingenieurs n.e.g.
Medical practitioner	2	17	33	42	85		Mediese praktisyn
Medical specialist	2	-	10	-	-		Mediese spesialis
Dental professions	-	2	5	4	12		Tandheelkundige beroepe
Education and related occupations	15	33	135	128	301		Onderwys en verwante beroepe
Accountant and related accounting occupations	13	41	97	120	288		Rekenmeester en verwante rekeningkundige beroepe
Other	114	128	553	523	1 177		Ander
Managerial executive and administrative occupations	55	53	256	214	523		Bestuurs-, uitvoerende en administratiewe beroepe
Clerical and sales occupations	73	124	458	618	1 285		Klerklike en verkoopsberoepe
Transport delivery and communications occupations	2	3	17	14	23		Vervoer-, aflevering- en kommunikasie-beroepe
Service occupations	8	14	46	83	159		Dienberoepe
Farming and related occupations	3	4	14	19	52		Boerdery en verwante beroepe
Artisan, apprentice and related occupations	57	-	261	-	-		Ambagsman, vakleerling en verwante beroepe
Production foreman and supervisor, miner and quarry worker, operator, production and related worker	10	98	53	441	964		Produksievoorman en toesighouer, myn- en steengroefwerker, operateur, produksie- en verwante werker
Occupation unspecified and n.e.c.	32	32	208	134	260		Beroep ongespesifiseerd en n.e.g.
TOTAL - NOT ECONOMICALLY ACTIVE	605	752	3 168	3 559	8 133		TOTAAL - NIE-EKONOMIES BEDRYWIG
House-keeping	202	233	923	1 073	2 448		Tuisteskepper
Child - not scholar	231	182	1 237	867	1 989		Kind - nie skoolier
Scholar/Student	99	270	752	1 384	3 146		Skoolier/Student
Labour disabled	-	-	-	-	1		Arbeidsongeskikte
Pensioner	70	60	250	183	477		Pensionaris
Not economically active n.e.c.	3	7	6	52	72		Nie-ekonomies bedrywig n.e.g.

2. MIGRATION
 2.3. Immigrants by country of previous permanent residence and emigrants by country of destination and citizenship

Country	Migration - Migrasie		Land
	Immigrants Immigrante	Emigrants Emigrante	
	Destination Bestemming	Citizenship Burgerskap	
	May - 1987 - Mei		
GRAND TOTAL	1 013	1 013	GROOTTOTAAL
AFRICA:			AFRIKA:
Angola	33	404	Angola
Botswana	-	-	Botswana
Kenya	4	-	Kenia
Lesotho	-	-	Lesotho
Malawi	-	-	Malawi
Mauritius	-	2	Mauritius
Mozambique	-	-	Mosambiek
R.S.A.	-	376	R.S.A.
Swaziland	2	-	Swaziland
Zambia	1	-	Zambie
Zimbabwe	26	23	Zimbabwe
Other	17	3	Ander
ASIA:			ASIE:
India	23	9	Indië
Israel	-	-	Israel
Japan	23	9	Japan
Republic of China	-	-	Republiek van Sjina
Other	-	-	Ander
AMERICAS:			AMERIKAS:
Argentina	112	14	Argentinië
Brazil	-	-	Brasilië
Canada	68	6	Kanada
Uruguay	-	-	Uruguay
U.S.A.	44	8	V.S.A.
Other	-	-	Ander
EUROPE:			EUROPA:
Austria	550	572	Oostenryk
Belgium	3	3	België
Denmark	1	-	Denemarke
Finland	4	1	Finland
France	1	1	Frankryk
Greece	7	1	Griekeland
Ireland	4	2	Ierland
Italy	13	4	Italië
Netherlands	14	20	Nederlând
Norway	6	15	Noorweë
Portugal	9	35	Portugal
Spain	-	-	Spanje
Sweden	62	3	Swede
	3	-	
	1	1	

2. MIGRATION

2.3. Immigrants by country of previous permanent residence and emigrants by country of destination and citizenship (concluded)

2. MIGRASIE

2.3. Immigrante volgens land van vorige permanente verblyf en emigrante volgens land van bestemming en burgerskap (afgesluit)

Country	Migration - Migrasie				Land
	Immigrants Immigrante	Emigrants Emigrante		Citizenship Burgerskap	
		Destination Bestemming			
		May - 1987 - Mei			
Switzerland	7	19	14		Switzerland
U.K.	142	427	447		V.K.
West Germany	31	30	27		Wes-Duitsland
Other	10	1	2		Ander
OCEANIA:	13	205	7		OSEANIË:
Australia	6	180	5		Australië
New Zealand	7	25	2		Nieu-Seeland
Other	-	-	-		Ander
UNSPECIFIED	4	90	7		ONGESPESIFIEERD