




REPUBLIEK VAN SUID-AFRIKA  
REPUBLIC OF SOUTH AFRICA



# SENTRALE STATISTIEKDIENS CENTRAL STATISTICAL SERVICE

Steynsarkade  
Steyn's Arcade  
Schoemanstraat 274  
274 Schoeman Street  
Privaatsak X44  
Private Bag X44  
PRETORIA  
0001  
Tel.: 3108-911 (012)  
Teleks: 320450, 320523  
Telex:

## STATISTIESE NUUSBERIG

## STATISTICAL NEWS RELEASE

Fax: (012) 3222769  
3220463  
3200919  
3226325



P0351

### STREEKKANTORE REGIONAL OFFICES

DURBAN  
Tel.: 305-3904  
KAAPSTAD  
CAPE TOWN  
Tel.: 461-2098  
461-6940 (021)

PORT ELIZABETH  
Tel.: 52-3801/2 (041)

NELSPRUIT  
Tel.: 5-2455/6 (01311)

KIMBERLEY  
Tel.: 3-3965/6 (0531)

KEMPTON PARK  
Tel.: 394-3420/1 (011)

PIETERSBURG  
Tel.: 7-1609 (01521)

KLERKSDORP  
Tel.: 24008  
24324 (018)

BLOEMFONTEIN  
Tel.: 477766/7 (051)

308389

Fax: (051) 478402

TOERISME EN MIGRASIE:  
MAART 1990

TOURISM AND MIGRATION:  
MARCH 1990

14 MEI/MAY 1990

## SUMMARY

The net result of immigration and emigration shows a gain of 784 persons for March 1990 compared with a gain of 452 persons for March 1989.

The net gain of professional, semi-professional and technical occupations was 60 persons during January 1990 to March 1990 compared with a gain of 33 persons during the same period in 1989.

Foreign visitors who arrived in the RSA during January 1990 to March 1990 increased by 15,8% compared with the same period of 1989. During March 1990 41,5% of the foreign visitors were resident in Europe and 14,5% in other overseas countries, while 44,0% were resident in Africa. Of the 36 201 visitors from Europe, 41,7% were resident in the United Kingdom and 26,0% in West Germany, while 70,7% of the visitors from the Americas were resident in the USA.

The majority of visitors from a single country during March 1990 were from Zimbabwe, namely 18,2% of the total, followed by 17,3% from the United Kingdom and 10,8% from West Germany.

During March 1990, 64,8% of the South African residents who went abroad were on holiday, while 34,6% went for business and 0,6% for study visits.

## OPSOMMING

Die netto resultaat van immigrasie en emigrasie toon 'n wins van 784 persone vir Maart 1990 teenoor 'n wins van 452 persone vir Maart 1989.

Die netto wins van professionele, semi-professionele en tegniese beroepe was 60 persone gedurende Januarie 1990 tot Maart 1990 teenoor 'n wins van 33 persone gedurende dieselfde tydperk in 1989.

Vreemde besoekers wat in die RSA aangekom het, het gedurende Januarie 1990 tot Maart 1990 met 15,8% toegeneem teenoor dieselfde tydperk van 1989. Gedurende Maart 1990 was 41,5% van die vreemde besoekers woonagtig in Europa en 14,5% in ander oorsese lande, terwyl 44,0% in Afrika woonagtig was. Van die 36 201 besoekers uit Europa was 41,7% woonagtig in die Verenigde Koninkryk en 26,0% in Wes-Duitsland, terwyl 70,7% van die besoekers uit die Amerikas in die VSA woonagtig was.

Die meeste besoekers uit 'n enkele land gedurende Maart 1990 was uit Zimbabwe, naamlik 18,2% van die totaal, gevolg deur 17,3% uit die Verenigde Koninkryk, en 10,8% uit Wes-Duitsland.

Gedurende Maart 1990 het 64,8% van die Suid-Afrikaanse inwoners wat na die buiteland vertrek het, met vakansie gegaan, terwyl 34,6% vir besigheid- en 0,6% vir studiebesoeke gegaan het.

  
 HEAD: ~~CENTRAL STATISTICAL SERVICE~~  
 HOOF: ~~SENTRALE STATISTIEKDIENS~~

## EXPLANATORY NOTES

## TABLES 2.2.1 AND 2.2.2

1. As from 1 January 1987 occupations are classified according to the Standard Classification of Occupations, First Edition, 1986.
2. Comparable data for 1986 and previous years are consequently not available for the following occupations:
  - Agricultural engineer
  - Industrial/production engineer
  - Medical specialist
  - Artisan, apprentice and related occupations
- 2.1 Agricultural and industrial/production engineer were previously included in the occupation "engineer, not elsewhere classified".
- 2.2 Medical specialist was previously included in the occupation "medical practitioner".
- 2.3 Artisan, apprentice and related occupations were previously classified with subgroup "production foreman and supervisor, miner and quarry worker, operator, production and related worker".

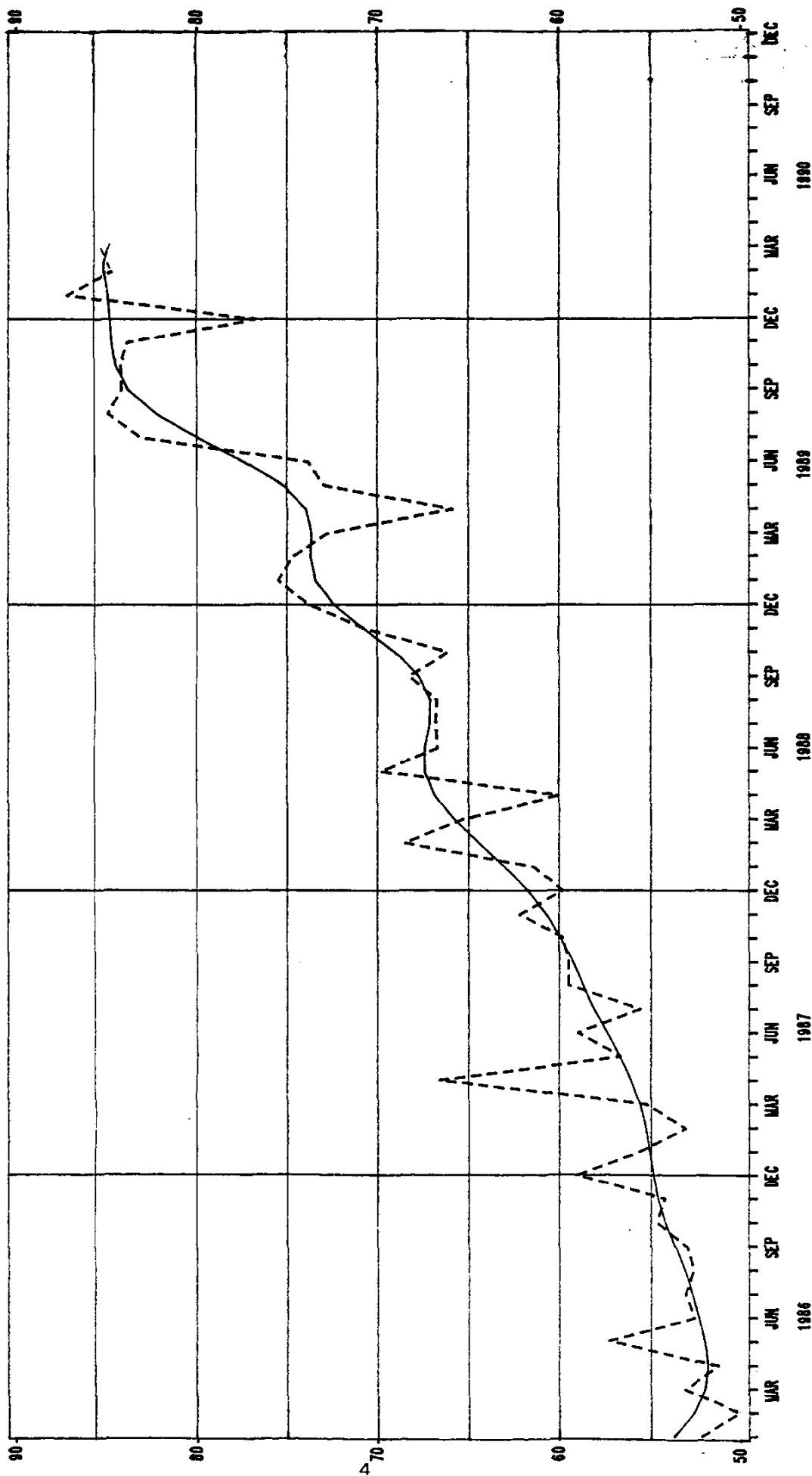
## VERDUIDELIKENDE OPMERKINGS

## TABELLE 2.2.1 EN 2.2.2

1. Vanaf 1 Januarie 1987 word beroepe geklassifiseer volgens die standaard-beroepsklassifikasie, Eerste uitgawe, 1986.
2. Vergelykbare gegewens vir 1986 en vroeër jare is gevolglik nie beskikbaar vir die volgende beroepe nie:
  - Landbou-ingenieur
  - Bedryfs-/produksie ingenieur
  - Mediese spesialis
  - Ambagsman-, vakleerling- en verwante beroepe
- 2.1 Landbou- en bedryf/produksie-ingenieur is voorheen by die beroep "ingenieur, nie elders geklassifiseer", ingedeel.
- 2.2 Mediese spesialis is voorheen by die beroep "mediese praktisyn" ingedeel.
- 2.3 Ambagsman-, vakleerling- en verwante beroepe is voorheen by subgroep "produksievoorman en -toesighouer, myn- en steengroefwerker, operateur, produksie- en verwante werker" geklassifiseer.

FOREIGN VISITORS : ARRIVALS  
THOUSAND

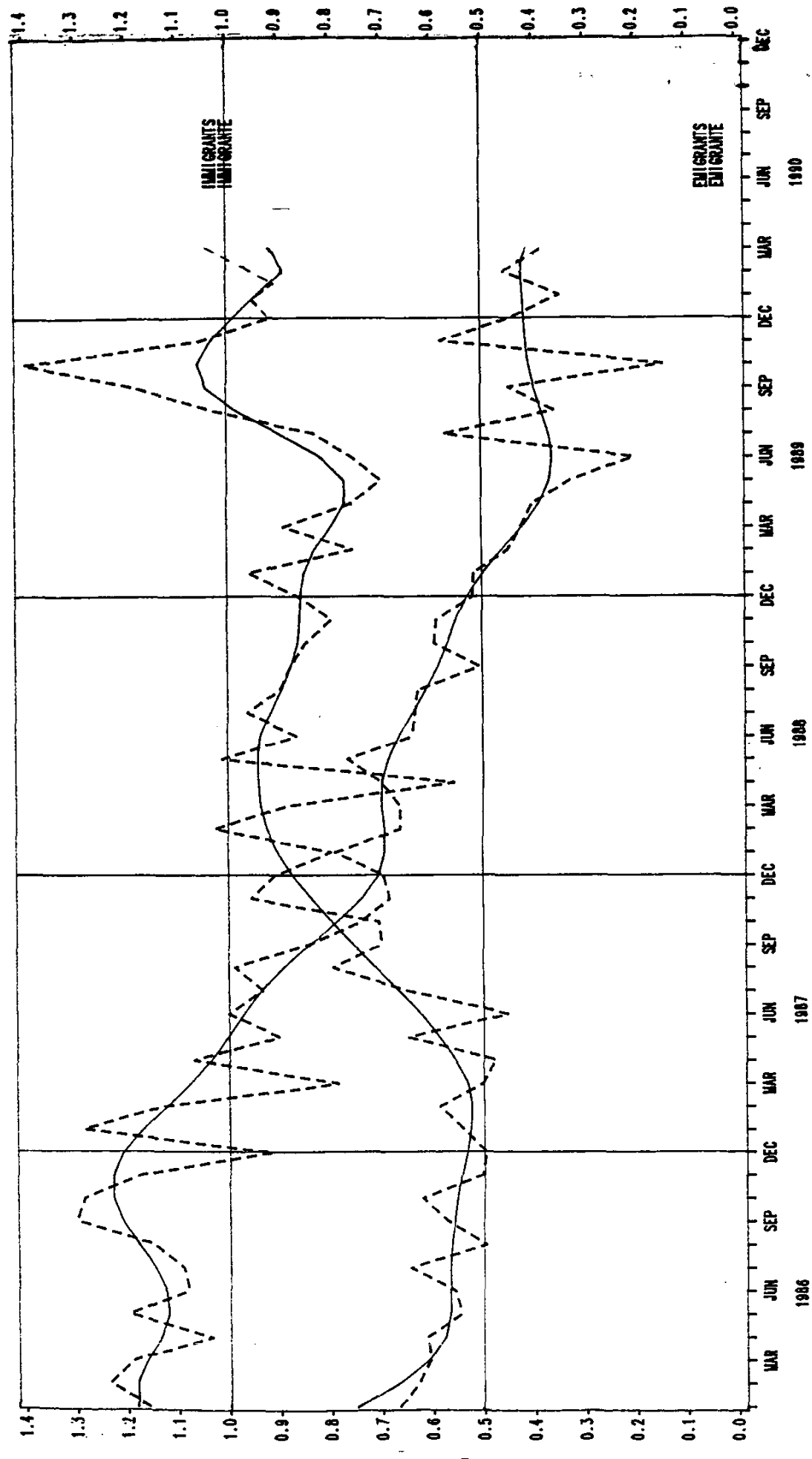
VREEMDE BESOEKERS : AANKOMS  
DUISEND



Seasonally adjusted ----- Seisoensaangepas  
Trend cycle ----- Tendenssiklus

# IMMIGRANTE EN EMIGRANTE DUISEND

# IMMIGRANTS AND EMIGRANTS THOUSAND



Seasonally adjusted --- Seisoensaangepas  
Trend cycle ——— Tendenssiklus

1. TOURISM  
 1.1 Arrivals and departures of foreign visitors and South African residents  
 1.1.1 Doel van besoek

1. TOURISM  
 1.1 Arrivals and departures of foreign visitors and South African residents  
 1.1.1 Purpose of visit

| Purpose of visit  | Mar./Mrt. |         | Jan. - Mar./Mrt |         | Year - Jaar |           | Doel van besoek   |
|---|-----------|---------|-----------------|---------|-------------|-----------|---|
|   | 1990      | 1989    | 1990            | 1989    | 1989        | 1989      |   |
|   |           | 123 826 | 115 077         | 409 708 | 376 330     | 1 513 822 |   |
| (a) ARRIVALS: GRAND TOTAL<br>(i) Foreign visitors - Total<br>. Actual data<br>. Seasonally adjusted data<br>. Business<br>. Holiday, including persons<br>transit<br>. Study<br>(ii) South African residents<br>returning | 87 241    | 74 587  | 268 584         | 231 877 | 930 393     | 930 393   |   |
|   | 85 621    | 72 998  | 50 813          | 45 121  | 179 269     | 179 269   |   |
|   | 18 070    | 14 331  | 212 758         | 181 360 | 734 493     | 734 493   |   |
|   | 68 572    | 59 541  | 5 013           | 5 396   | 16 631      | 16 631    |   |
|   | 36 585    | 40 490  | 141 124         | 144 453 | 583 429     | 583 429   |   |
| (b) DEPARTURES: GRAND TOTAL<br>(i) Foreign visitors<br>(ii) South African residents<br>departing temporarily -<br>. Total<br>. Business<br>. Holiday<br>. Study   | 139 467   | 135 838 | 403 375         | 367 443 | 1 464 398   | 1 464 398 | (b) VERTREK: GROOTTOTAAL<br>(i) Vreemde besoekers<br>Suid-Afrikaanse inwoners wat<br>tydelik vertrek -<br>. Totaal<br>. Besigheid<br>. Vakansie<br>. Studie |
|   | 96 143    | 83 746  | 289 102         | 252 860 | 895 822     | 895 822   |   |
|   | 43 324    | 52 092  | 114 273         | 114 583 | 568 576     | 568 576   |   |
|   | 15 010    | 13 331  | 39 909          | 34 562  | 146 831     | 146 831   |   |
|   | 28 071    | 38 467  | 72 726          | 78 201  | 415 686     | 415 686   |   |
|   | 243       | 294     | 1 638           | 1 820   | 6 059       | 6 059     |   |

1.1.2 Wyse van reis

1.1.2 Wyse van reis

| Arrivals and departures   | Total<br>Totaal | Mode of travel - Wyse van reis |              |            |           | Aankoms en vertrek   |
|---|-----------------|--------------------------------|--------------|------------|-----------|--|
|   |                 | Mar. - 1990                    |              | Mrt.       |           |  |
|   |                 | Air - Lug                      | Rail - Spoor | Road - Pad | Sea - See |  |
| (a) ARRIVALS:<br>(i) Foreign visitors<br>(ii) South African residents   | 123 826         | 77 964                         | 723          | 43 756     | 1 383     | (a) AANKOMS:<br>(i) Vreemde besoekers<br>(ii) Suid-Afrikaanse inwoners |
|   | 87 241          | 51 671                         | 537          | 33 993     | 1 040     |  |
|   | 36 585          | 26 293                         | 186          | 9 763      | 343       |  |
| (b) DEPARTURES:<br>(i) Foreign visitors<br>(ii) South African residents | 139 467         | 91 082                         | 658          | 45 807     | 1 920     | (b) VERTREK:<br>(i) Vreemde besoekers<br>(ii) Suid-Afrikaanse inwoners |
|   | 96 143          | 59 339                         | 545          | 34 928     | 1 331     |  |
|   | 43 324          | 31 743                         | 113          | 10 879     | 589       |  |

1. TOERISME  
 1.2 Vreemde besoekers  
 1.2.1 Aankoms volgens land van verblyf en wyse van reis

1. TOURISM  
 1.2 Foreign visitors by country of residence and mode of travel

| Country            | Foreign visitors - Vreemde besoekers |        |                                |     |            |       |          |         |                  |      | Land |
|--------------------|--------------------------------------|--------|--------------------------------|-----|------------|-------|----------|---------|------------------|------|------|
|                    | Mar./Mrt.                            |        | Mode of travel - Wyse van reis |     |            |       |          |         | Jun. - Mar./Mrt. |      |      |
|                    | 1989                                 | 1990   | Air Lug                        |     | Rail Spoor |       | Road Pad |         | Sea See          |      |      |
|                    |                                      |        | Mar. - 1990 - Mrt.             |     |            |       |          |         | 1989             | 1990 |      |
| <b>GRAND TOTAL</b> | 74 857                               | 87 241 | 51 671                         | 537 | 33 993     | 1 040 | 231 877  | 268 584 |                  |      |      |
| <b>AFRIKA:</b>     |                                      |        |                                |     |            |       |          |         |                  |      |      |
| Botswana           | 32 671                               | 38 365 | 10 045                         | 471 | 27 761     | 88    | 101 505  | 118 304 |                  |      |      |
| Kenya              | 4 650                                | 5 662  | 1 159                          | 8   | 4 495      | -     | 14 917   | 16 094  |                  |      |      |
| Lesotho            | 1 115                                | 175    | 148                            | -   | 19         | 8     | 330      | 383     |                  |      |      |
| Malawi             | 3 454                                | 3 253  | 302                            | -   | 2 951      | -     | 9 361    | 10 077  |                  |      |      |
| Mauritius          | 1 101                                | 1 618  | 928                            | 5   | 685        | -     | 3 141    | 4 289   |                  |      |      |
| Mozambique         | 400                                  | 406    | 384                            | -   | 14         | 8     | 1 195    | 1 288   |                  |      |      |
| Swaziland          | 1 425                                | 2 073  | 1 250                          | 3   | 820        | -     | 4 609    | 6 559   |                  |      |      |
| Zambia             | 5 411                                | 5 328  | 429                            | 6   | 4 893      | -     | 16 621   | 17 844  |                  |      |      |
| Zimbabwe           | 1 133                                | 1 444  | 1 010                          | 1   | 423        | 10    | 3 455    | 4 334   |                  |      |      |
| Other              | 13 084                               | 15 890 | 3 325                          | 447 | 12 081     | 37    | 42 208   | 49 310  |                  |      |      |
|                    | 1 898                                | 2 516  | 1 110                          | 1   | 1 380      | 25    | 5 668    | 8 126   |                  |      |      |
| <b>ASIA:</b>       |                                      |        |                                |     |            |       |          |         |                  |      |      |
| Hong Kong          | 3 845                                | 4 671  | 3 919                          | 1   | 492        | 259   | 11 955   | 14 981  |                  |      |      |
| India              | 145                                  | 221    | 163                            | -   | 57         | 1     | 442      | 637     |                  |      |      |
| Israel             | 158                                  | 177    | 127                            | -   | 28         | 22    | 407      | 469     |                  |      |      |
| Japan              | 1 285                                | 1 549  | 1 454                          | -   | 93         | 2     | 4 247    | 4 285   |                  |      |      |
| Korea              | 447                                  | 681    | 580                            | 1   | 20         | 80    | 1 036    | 1 510   |                  |      |      |
| Republic of China  | 74                                   | 106    | 92                             | -   | 10         | 4     | 185      | 198     |                  |      |      |
| Other              | 1 152                                | 1 264  | 955                            | -   | 247        | 62    | 4 166    | 5 660   |                  |      |      |
|                    | 584                                  | 673    | 548                            | -   | 37         | 88    | 1 472    | 2 222   |                  |      |      |
| <b>AMERICAS:</b>   |                                      |        |                                |     |            |       |          |         |                  |      |      |
| Argentina          | 4 761                                | 6 003  | 5 145                          | 12  | 746        | 100   | 15 045   | 18 368  |                  |      |      |
| Brazil             | 52                                   | 107    | 98                             | -   | 7          | 2     | 336      | 458     |                  |      |      |
| Canada             | 188                                  | 239    | 224                            | -   | 5          | 10    | 581      | 894     |                  |      |      |
| Chile              | 920                                  | 1 274  | 1 036                          | 9   | 225        | 4     | 3 057    | 3 887   |                  |      |      |
| Colombia           | 97                                   | 45     | 42                             | -   | 3          | -     | 400      | 278     |                  |      |      |
| Mexico             | 17                                   | 5      | 5                              | -   | -          | -     | 70       | 48      |                  |      |      |
| Paraguay           | 8                                    | 10     | 8                              | -   | -          | 2     | 26       | 25      |                  |      |      |
| Peru               | 6                                    | 17     | 17                             | -   | -          | -     | 36       | 35      |                  |      |      |
| Uruguay            | 11                                   | 8      | 8                              | -   | -          | -     | 25       | 43      |                  |      |      |
| USA                | 22                                   | 8      | 8                              | -   | -          | -     | 39       | 48      |                  |      |      |
| Venezuela          | 3 399                                | 4 247  | 3 663                          | 3   | 502        | 79    | 10 342   | 12 476  |                  |      |      |
| Other              | 17                                   | 17     | 17                             | -   | -          | -     | 50       | 83      |                  |      |      |
|                    | 24                                   | 26     | 19                             | -   | 4          | 3     | 83       | 93      |                  |      |      |

1. TOERISME  
1.2 Vreemde besoekers  
1.2.1 Aankoms volgens land van verblyf  
en wyse van reis (afgesluit)

1. TOURISM  
1.2 Foreign visitors by country of residence  
and mode of travel (concluded)

| Country            | Foreign visitors - Vreemde besoekers |        |                                |               |             |            |                  |         |         |        | Land   |                         |
|--------------------|--------------------------------------|--------|--------------------------------|---------------|-------------|------------|------------------|---------|---------|--------|--------|-------------------------|
|                    | Mar./Mrt.                            |        | Mode of travel - Wyse van reis |               |             |            | Jan. - Mar./Mrt. |         | 1990    | 1990   |        |                         |
|                    | 1989                                 | 1990   | Air<br>Lug                     | Rail<br>Spoor | Road<br>Pad | Sea<br>See | 1989             | 1990    |         |        |        |                         |
|                    |                                      |        |                                |               |             |            |                  |         |         |        |        | Mar. - 1990 - Mrt.      |
| <b>EUROPE:</b>     | 31 390                               | 36 201 | 31 026                         | 29            | 4 560       | 586        | 96 863           | 111 113 | 111 113 | 2 835  | 2 835  | Oostenryk               |
| Austria            | 672                                  | 797    | 695                            | -             | 99          | 3          | 2 579            | 2 921   | 2 921   | 2 605  | 2 605  | België                  |
| Belgium            | 880                                  | 1 002  | 855                            | -             | 145         | 2          | 555              | 587     | 587     | 280    | 280    | Denemarke               |
| Denmark            | 163                                  | 172    | 115                            | 2             | 46          | 9          | 4 832            | 1 164   | 1 164   | 1 092  | 1 092  | Finland                 |
| Finland            | 93                                   | 168    | 135                            | -             | 32          | 1          | 1 164            | 1 319   | 1 319   | 455    | 455    | Frankryk                |
| France             | 1 469                                | 2 258  | 1 994                          | -             | 260         | 4          | 104              | 130     | 130     | 325    | 325    | Griekeland              |
| Greece             | 369                                  | 392    | 284                            | -             | 45          | 63         | 104              | 130     | 130     | 378    | 378    | Ierland                 |
| Ireland            | 327                                  | 430    | 291                            | 1             | 138         | -          | 455              | 486     | 486     | 104    | 104    | Italië                  |
| Italy              | 1 242                                | 1 048  | 919                            | 1             | 116         | 12         | 455              | 486     | 486     | 325    | 325    | Luxemburg               |
| Luxembourg         | 38                                   | 43     | 39                             | -             | 4           | -          | 104              | 130     | 130     | 378    | 378    | Nederland               |
| Netherlands        | 1 142                                | 1 389  | 1 176                          | 2             | 196         | 15         | 4 325            | 4 951   | 4 951   | 2 807  | 2 807  | Noorweë                 |
| Norway             | 125                                  | 176    | 109                            | -             | 24          | 43         | 2 405            | 2 807   | 2 807   | 1 546  | 1 546  | Portugal                |
| Portugal           | 740                                  | 704    | 648                            | -             | 45          | 11         | 749              | 759     | 759     | 5 277  | 5 277  | Spanje                  |
| Spain              | 643                                  | 407    | 307                            | -             | 28          | 72         | 749              | 759     | 759     | 45 075 | 45 075 | Swede                   |
| Sweden             | 250                                  | 226    | 172                            | 2             | 45          | 7          | 41 587           | 27 039  | 27 039  | 1 009  | 1 009  | Switserland             |
| Switzerland        | 1 617                                | 2 011  | 1 740                          | -             | 260         | 11         | 21 921           | 27 039  | 27 039  | 490    | 490    | VK                      |
| UK                 | 13 729                               | 15 100 | 13 477                         | 15            | 1 536       | 72         | 21 921           | 27 039  | 27 039  | 490    | 490    | Wes-Duitsland           |
| West-Germany       | 7 586                                | 9 417  | 7 668                          | 6             | 1 517       | 226        | 1 009            | 1 640   | 1 640   | 490    | 490    | Ander                   |
| Other              | 305                                  | 461    | 402                            | -             | 24          | 35         | 490              | 583     | 583     | 561    | 561    | <b>OSEANIË:</b>         |
| <b>OCEANIA:</b>    | 1 672                                | 1 846  | 1 476                          | 23            | 347         | -          | 3 695            | 4 912   | 4 912   | 793    | 793    | Australië               |
| Australia          | 1 338                                | 1 519  | 1 268                          | 12            | 239         | -          | 793              | 912     | 912     | 2      | 2      | Nieu-Seeland            |
| New Zealand        | 334                                  | 326    | 207                            | 11            | 108         | -          | 2                | 10      | 10      | 2 019  | 2 019  | <b>ONGESPESIFISEERD</b> |
| Other              | -                                    | 1      | 1                              | -             | -           | -          | 2                | 10      | 10      | 87     | 87     |                         |
| <b>UNSPECIFIED</b> | 248                                  | 155    | 60                             | 1             | 87          | 7          | 2 019            | 335     | 335     |        |        |                         |



1. TOERISME  
 1.3 Suid-Afrikaanse inwoners  
 1.3.1 Vertrek volgens land van bestemming en wyse van reis

1. TOURISM  
 1.3 South African residents  
 1.3.1 Departures by country of destination and mode of travel

| Country            | Foreign visitors - Vreemde besoekers |        |                                |            |          |         |                    |         |                  |                     | Land |
|--------------------|--------------------------------------|--------|--------------------------------|------------|----------|---------|--------------------|---------|------------------|---------------------|------|
|                    | Mar./Mrt.                            |        | Mode of travel - Wyse van reis |            |          |         |                    |         | Jan. - Mar./Mrt. |                     |      |
|                    | 1989                                 | 1990   | Air Lug                        | Rail Spoor | Road Pad | Sea See | 1989               |         | 1990             |                     |      |
|                    |                                      |        |                                |            |          |         | Mar. - 1990 - Mrt. |         |                  |                     |      |
| <b>GRAND TOTAL</b> | 52 092                               | 43 324 | 31 743                         | 113        | 10 879   | 589     | 114 583            | 114 273 | 114 273          | <b>GRANDTOTAAL</b>  |      |
| <b>AFRIKA:</b>     | 27 458                               | 22 725 | 11 776                         | 113        | 10 792   | 44      | 60 249             | 60 700  | 60 700           | <b>AFRIKA:</b>      |      |
| Botswana           | 3 948                                | 4 479  | 2 773                          | 36         | 1 666    | 4       | 9 825              | 11 035  | 11 035           | Botswana            |      |
| Kenya              | 47                                   | 48     | 48                             | -          | -        | -       | 237                | 180     | 180              | Kenia               |      |
| Lesotho            | 1 242                                | 1 116  | 207                            | -          | 909      | -       | 3 352              | 3 209   | 3 209            | Lesotho             |      |
| Malawi             | 982                                  | 705    | 688                            | -          | 17       | -       | 2 072              | 1 944   | 1 944            | Malawi              |      |
| Mauritius          | 3 891                                | 2 936  | 2 930                          | -          | 48       | 6       | 8 584              | 7 690   | 7 690            | Mauritius           |      |
| Mozambique         | 1 318                                | 1 036  | 1 036                          | -          | 48       | 24      | 2 965              | 3 258   | 3 258            | Mosambiek           |      |
| Swaziland          | 5 265                                | 4 037  | 634                            | -          | 3 399    | 4       | 12 055             | 11 231  | 11 231           | Swaziland           |      |
| Zambia             | 474                                  | 455    | 445                            | -          | 10       | -       | 1 025              | 1 164   | 1 164            | Zambië              |      |
| Zimbabwe           | 9 302                                | 6 653  | 2 057                          | 77         | 4 519    | -       | 27 971             | 17 670  | 17 670           | Zimbabwe            |      |
| Other              | 989                                  | 1 188  | 958                            | -          | 224      | 6       | 2 163              | 3 319   | 3 319            | Ander               |      |
| <b>ASIA:</b>       | 4 017                                | 4 497  | 4 490                          | -          | 3        | 4       | 8 602              | 9 669   | 9 669            | <b>ASIE:</b>        |      |
| Hong Kong          | 914                                  | 636    | 636                            | -          | -        | -       | 1 662              | 1 338   | 1 338            | Hong Kong           |      |
| India              | 514                                  | 252    | 251                            | -          | 1        | -       | 1 128              | 892     | 892              | Indië               |      |
| Israel             | 795                                  | 818    | 818                            | -          | -        | -       | 2 463              | 2 737   | 2 737            | Israel              |      |
| Japan              | 149                                  | 149    | 149                            | -          | -        | -       | 289                | 227     | 227              | Japan               |      |
| Korea              | 2                                    | 23     | 22                             | -          | 1        | -       | 18                 | 33      | 33               | Korea               |      |
| Republic of China  | 699                                  | 583    | 582                            | -          | 1        | -       | 1 458              | 1 517   | 1 517            | Republiek van Sjina |      |
| Other              | 944                                  | 2 036  | 2 032                          | -          | -        | 4       | 1 584              | 2 925   | 2 925            | Ander               |      |
| <b>AMERICAS:</b>   | 2 139                                | 1 575  | 1 489                          | -          | 15       | 71      | 5 019              | 4 476   | 4 476            | <b>AMERIKAS:</b>    |      |
| Argentina          | 33                                   | 20     | 20                             | -          | -        | -       | 92                 | 58      | 58               | Argentinië          |      |
| Brazil             | 443                                  | 464    | 390                            | -          | 10       | 64      | 1 171              | 1 126   | 1 126            | Brasilië            |      |
| Canada             | 126                                  | 90     | 89                             | -          | 1        | -       | 302                | 268     | 268              | Kanada              |      |
| Chile              | 60                                   | 13     | 13                             | -          | -        | -       | 116                | 90      | 90               | Chili               |      |
| Colombia           | 3                                    | -      | -                              | -          | -        | -       | 3                  | 1       | 1                | Colombia            |      |
| Mexico             | -                                    | 1      | 1                              | -          | -        | -       | -                  | 3       | 3                | Mexiko              |      |
| Paraguay           | 3                                    | 5      | 5                              | -          | -        | -       | 16                 | 9       | 9                | Paraguay            |      |
| Peru               | 3                                    | -      | -                              | -          | -        | -       | 5                  | 5       | 5                | Peru                |      |
| USA                | 1 442                                | 970    | 959                            | -          | 4        | 7       | 3 262              | 2 880   | 2 880            | VSA                 |      |
| Venezuela          | 1                                    | 4      | 4                              | -          | -        | -       | 1                  | 5       | 5                | Venezuela           |      |
| Other              | 25                                   | 8      | 8                              | -          | -        | -       | 51                 | 31      | 31               | Ander               |      |

1. TOERISME  
 1.3 Suid-Afrikaanse inwoners  
 1.3.1 Vertrek volgens land van verblyf  
 en wyse van reis (afgesluit)

1. TOURISM  
 1.3 South African residents  
 1.3.1 Departures by country of destination  
 and mode of travel (concluded)

| Country            | Foreign visitors - Vreemde besoekers |        |                                |               |             |            |        |                  |                         |      | Land           |
|--------------------|--------------------------------------|--------|--------------------------------|---------------|-------------|------------|--------|------------------|-------------------------|------|----------------|
|                    | Mar./Mrt.                            |        | Mode of travel - Wyse van reis |               |             |            |        | Jan. - Mar./Mrt. |                         | 1990 |                |
|                    | 1989                                 | 1990   | Air<br>Lug                     | Rail<br>Spoor | Road<br>Pad | Sea<br>See | 1989   | 1990             |                         |      |                |
|                    |                                      |        | Mar. - 1990 - Mrt.             |               |             |            |        |                  |                         |      |                |
| <b>EUROPE:</b>     |                                      |        |                                |               |             |            |        |                  |                         |      | <b>EUROPA:</b> |
| Austria            | 16 198                               | 13 768 | 13 378                         | -             | 64          | 326        | 35 324 | 36 535           | Costenryk               |      |                |
| Belgium            | 276                                  | 184    | 182                            | -             | 2           | -          | 732    | 678              | België                  |      |                |
| France             | 404                                  | 426    | 425                            | -             | 1           | -          | 857    | 994              | Frankryk                |      |                |
| Greece             | 771                                  | 707    | 705                            | -             | 2           | -          | 1 696  | 1 792            | Griekeland              |      |                |
| Italy              | 551                                  | 537    | 459                            | -             | 2           | 76         | 1 990  | 1 111            | Italië                  |      |                |
| Luxembourg         | 807                                  | 797    | 795                            | -             | 2           | -          | 1 655  | 1 652            | Luxemburg               |      |                |
| Netherlands        | 278                                  | 154    | 154                            | -             | -           | -          | 561    | 620              | Nederland               |      |                |
| Portugal           | 680                                  | 626    | 625                            | -             | 1           | 125        | 1 521  | 1 769            | Portugal                |      |                |
| Spain              | 1 418                                | 1 180  | 1 050                          | -             | 5           | -          | 2 836  | 2 825            | Spanje                  |      |                |
| Switzerland        | 84                                   | 46     | 46                             | -             | -           | -          | 166    | 141              | Switserland             |      |                |
| UK                 | 1 204                                | 989    | 988                            | -             | 1           | -          | 2 690  | 2 867            | VK                      |      |                |
| West Germany       | 7 411                                | 5 792  | 5 645                          | -             | 32          | 115        | 16 119 | 16 076           | Nes-Duits land          |      |                |
| Other              | 2 215                                | 2 220  | 2 194                          | -             | 16          | 10         | 5 271  | 5 715            | Ander                   |      |                |
|                    | 99                                   | 110    | 110                            | -             | -           | -          | 230    | 295              |                         |      |                |
| <b>OCEANIA:</b>    |                                      |        |                                |               |             |            |        |                  | <b>OSEANIë:</b>         |      |                |
| Australia          | 627                                  | 477    | 477                            | -             | -           | -          | 1 523  | 1 543            | Australië               |      |                |
| New Zealand        | 574                                  | 414    | 414                            | -             | -           | -          | 1 371  | 1 373            | Nieu-Seeland            |      |                |
| Other              | 53                                   | 63     | 63                             | -             | -           | -          | 148    | 168              | Ander                   |      |                |
|                    | -                                    | -      | -                              | -             | -           | -          | 4      | 2                |                         |      |                |
| <b>UNSPECIFIED</b> | 1 653                                | 282    | 133                            | -             | 5           | 144        | 3 866  | 1 350            | <b>ONGESPESIFISEERD</b> |      |                |

2. MIGRASIE  
2.1 Immigrante en emigrante  
2.1.1 Opsommingstabel

| Immigrants and emigrants   | Mar./Mrt.      |            | Jan. - Mar./Mrt. |             | Year/Jaar    |
|--|----------------|------------|------------------|-------------|--------------|
|  | 1990           | 1989       | 1990             | 1989        | 1989         |
| (a) IMMIGRANTS: GRAND TOTAL<br>· Actual data<br>· Seasonally adjusted data | 1 178<br>1 106 | 900<br>851 | 3 121<br>..      | 2 757<br>.. | 11 270<br>.. |
| (i) Persons who arrived as approved immigrants                             | 462            | 333        | 1 244            | 935         | 3 798        |
| (ii) Persons who after arrival as visitors were approved as immigrants     | 716            | 567        | 1 877            | 1 822       | 7 472        |
| (b) EMIGRANTS<br>· Actual data<br>· Seasonally adjusted data               | 394<br>389     | 448<br>438 | 1 265<br>..      | 1 507<br>.. | 4 911<br>..  |
| (c) NET GAIN/LOSS  | +784           | +452       | +1 865           | +1 250      | +6 359       |

Immigrante en emigrante

## (a) IMMIGRANTE: GROOTTOTAAL

- Werklike gegewens
- Seisoensaangepaste gegewens

(i) Persone wat as goedgekeurde immigrante aangekom het

(ii) Persone wat na aankoms as besoekers goedgekeur is as immigrante

## (b) EMIGRANTE

- Werklike gegewens
- Seisoensaangepaste gegewens

## (c) NETTO AANWINS/VERLIES

2. MIGRASIE  
2.1 Immigrante en emigrante  
2.1.2 Wyse van reis

| Immigrants and emigrants     | Total<br>Totaal | Mode of travel - Wyse van reis |              |            |           |
|------------------------------|-----------------|--------------------------------|--------------|------------|-----------|
|                              |                 | Air - Lug                      | Rail - Spoor | Road - Pad | Sea - See |
| (a) Immigrants <sup>1/</sup> | 462             | 423                            | 6            | 33         | -         |
| (b) Emigrants                | 394             | 378                            | -            | 16         | -         |

Immigrante en emigrante

(a) Immigrante <sup>1/</sup>

(b) Emigrante

.. Not applicable/Nie van toepassing nie.

<sup>1/</sup> Persons who arrived as approved immigrants/Persone wat as goedgekeurde immigrante aangekom het.

P0351  
2. MIGRASIE  
2.2 Migrante volgens beroepe  
2.2.1 Immigrante

| Immigrants  | Mar./Mrt. |      | Jan. - Mar./Mrt. |       | Year/Jaar |  |
|---|-----------|------|------------------|-------|-----------|--|
|   | 1990      | 1989 | 1990             | 1989  | 1989      | 1989   |
|   |           |      |                  |       |           |  |
| <b>GRAND TOTAL</b>  | 1 178     | 900  | 3 121            | 2 757 | 11 270    |  |
| <b>TOTAL - ECONOMICALLY ACTIVE</b>  | 525       | 380  | 1 395            | 1 216 | 5 093     |  |
| Professional, semi-professional and technical occupations - Total                                   | 118       | 113  | 334              | 333   | 1 410     | Professionele, semi-professionele en tegniese beroepe - Totaal                                       |
| Engineers and related technologists   | 40        | 33   | 84               | 87    | 380       | Ingenieurs- en verwante tegnoloe Bedryf/Produksie  |
| Industrial/Production   | 2         | -    | 5                | 6     | 23        | Chemies  |
| Chemical  | -         | 3    | 3                | 3     | 18        | Elektries en verwant   |
| Electrical and related  | 6         | 6    | 16               | 16    | 109       | Landbou  |
| Agricultural  | 1         | -    | 1                | 1     | 2         | Meganies/Merktuigkundig  |
| Mechanical  | 8         | 4    | 12               | 11    | 46        | Metaallurgies  |
| Metallurgical   | -         | -    | -                | 3     | 8         | Mynbou   |
| Mining  | -         | -    | 2                | 3     | 14        | Siviel en verwant  |
| Civil and related   | 3         | 2    | 9                | 6     | 36        | Ingenieurs n.e.g.  |
| Engineers n.e.c.  | 20        | 21   | 36               | 38    | 124       | Mediese praktisyn  |
| Medical practitioner  | 3         | 4    | 9                | 12    | 56        | Mediese spesialis  |
| Medical specialist  | 2         | 2    | 4                | 2     | 13        | Tandheelkundige beroepe  |
| Dental professions  | 3         | 1    | 4                | 3     | 4         | Onderwys- en verwante beroepe  |
| Education and related occupations   | 10        | 15   | 19               | 25    | 108       | Rekenmeester- en verwante rekening-kundige beroepe   |
| Accountant and related accounting occupations   | 7         | 6    | 25               | 16    | 85        | Ander  |
| Other   | 53        | 52   | 189              | 188   | 764       | Bestuurs-, uitvoerende en administratiewe beroepe  |
| Managerial, executive and administrative occupations  | 79        | 51   | 202              | 157   | 693       | Klerklike en verkoopsberoepe   |
| Clerical and sales occupations  | 134       | 100  | 356              | 300   | 1 324     | Vervoer-, aflewering- en kommunikasie-beroepe  |
| Transport, delivery and communications occupations  | 2         | 1    | 8                | 6     | 30        | Diensberoepe   |
| Service occupations   | 23        | 16   | 60               | 50    | 188       | Boerdery- en verwante beroepe  |
| Farming and related occupations   | 5         | 9    | 17               | 21    | 58        | Ambagsman-, vakleerling- en verwante beroepe   |
| Artisan, apprentice and related occupations   | 109       | 54   | 267              | 176   | 829       | Produksievoorman en -toesighouer, myn- en steengroefwerker, operateur, produksie- en verwante werker |
| Production foreman and supervisor, miner and quarry worker, operator, production and related worker | 25        | 9    | 73               | 43    | 196       | Beroep ongespesifiseerd en n.e.g.  |
| Occupation unspecified and n.e.c.   | 30        | 27   | 78               | 130   | 365       |  |

2. MIGRASIE  
2.2 Migrante volgens beroepe  
2.2.1 Immigrante (afgesluit)

2. MIGRATION  
2.2 Migrants by occupations  
2.2.1 Immigrants (concluded)

| Immigrants                     | Mar./Mrt.                       |      | Jan. - Mar./Mrt. |       | Year/Jaar |       | Immigrante                    |
|--------------------------------|---------------------------------|------|------------------|-------|-----------|-------|-------------------------------|
|                                | 1990                            | 1989 | 1990             | 1989  | 1990      | 1989  |                               |
|                                | TOTAL - NOT ECONOMICALLY ACTIVE | 653  | 520              | 1 726 | 1 541     | 6 177 |                               |
| House-keeping                  | 254                             | 200  | 692              | 581   | 2 424     |       | Tuisteskepper                 |
| Child - not scholar            | 97                              | 97   | 273              | 283   | 929       |       | Kind - nie skoolier           |
| Scholar/Student                | 193                             | 130  | 485              | 436   | 1 754     |       | Skoolier/Student              |
| Labour disabled                | 22                              | 11   | 27               | 21    | 101       |       | Arbeidsongeskikte             |
| Pensioner                      | 84                              | 82   | 245              | 220   | 960       |       | Pensionaris                   |
| Not economically active n.e.c. | 3                               | -    | 4                | -     | 9         |       | Nie-ekonomies bedrywig n.e.g. |

2. MIGRASM  
2.2 Migrants by occupations  
2.2.2 Emigrants

| Emigrants   | Mar./Mrt. |      | Jan. - Mar./Mrt. |       | Year/Jaar | Emigrante   |
|---|-----------|------|------------------|-------|-----------|---|
|   | 1990      | 1989 | 1990             | 1989  |           |   |
|   | Year/Jaar |      |                  |       |           |   |
| <b>GRAND TOTAL</b>  | 394       | 448  | 1 256            | 1 507 | 4 911     | <b>GROOTTOTAAL</b>  |
| <b>TOTAL - ECONOMICALLY ACTIVE</b>  | 203       | 213  | 659              | 654   | 2 372     | <b>TOTAAL - EKONOMIES BEDRYGWIG</b>   |
| Professional, semi-professional and technical occupations - Total                                   | 91        | 103  | 274              | 300   | 1 043     | Professionele, semi-professionele en tegniese beroepe - Totaal                                      |
| Engineers and related technologists   | 18        | 22   | 56               | 70    | 229       | Ingenieurs- en verwante tegnoloe Bedryf/Produkste   |
| Industrial/Production   | 2         | -    | 3                | 3     | 12        | Chemies   |
| Chemical  | -         | 1    | 4                | 3     | 9         | Elektries en verwant  |
| Electrical and related  | 5         | 3    | 14               | 15    | 53        | Landbou   |
| Agricultural  | -         | -    | -                | -     | -         | Meganies/Merktuigkundig   |
| Mechanical  | 1         | 4    | 3                | 6     | 12        | Metallurgies  |
| Metallurgical   | -         | -    | -                | -     | -         | Mynbou  |
| Mining  | -         | -    | -                | -     | -         | Siviel en verwant   |
| Civil and related   | 3         | 1    | 6                | 4     | 24        | Ingenieurs n.e.g.   |
| Engineers n.e.c.  | 7         | 13   | 25               | 37    | 111       | Mediese praktisyen  |
| Medical practitioner  | 1         | 4    | 8                | 14    | 32        | Mediese spesialis   |
| Dental specialist   | 1         | 2    | 2                | 3     | 4         | Tandheelkundige beroepe   |
| Dental professions  | -         | -    | -                | 2     | 4         | Onderwys- en verwante beroepe   |
| Education and related occupations   | 14        | 11   | 38               | 40    | 153       | Rekenmeester- en verwante rekeningkundige beroepe   |
| Accountant and related accounting occupations   | 10        | 8    | 26               | 36    | 111       | Ander   |
| Other   | 47        | 56   | 144              | 135   | 510       | Bestuurs-, uitvoerende en administratiewe beroepe   |
| Managerial, executive and administrative occupations  | 22        | 18   | 61               | 53    | 217       | Klerklike en verkoopsberoepe  |
| Clerical and sales occupations  | 34        | 37   | 136              | 137   | 498       | Vervoer-, aflewering- en kommunikasieberoepe  |
| Transport, delivery and communications occupations  | 2         | 1    | 3                | 5     | 18        | Diensberoepe  |
| Service occupations   | 12        | 8    | 19               | 18    | 53        | Boerdery- en verwante beroepe   |
| Farming and related occupations   | -         | 2    | -                | 2     | 18        | Ambagsman-, vakleerling- en verwante beroepe  |
| Artisan, apprentice and related occupations   | 24        | 24   | 89               | 72    | 288       | Produksievoorman en toesighouer, myn- en steengroefwerker, operateur, produksie- en verwante werker |
| Production foreman and supervisor, miner and quarry worker, operator, production and related worker | 9         | 5    | 20               | 10    | 49        | Beroep ongespesifiseerd en n.e.g.   |
| Occupation unspecified and n.e.c.   | 9         | 15   | 57               | 57    | 188       |   |



**2. MIGRATION**  
**2.3 Immigrants by country of previous permanent residence and emigrants by country of destination and citizenship**

**2.3 Immigrante volgens land van vorige permanente verblyf en emigrante volgens land van bestemming en burgerskap**

| Country            | Migration - Migrasie  |       |                  |      |            |                        |      |                        |      |  | Land                |
|--------------------|-----------------------|-------|------------------|------|------------|------------------------|------|------------------------|------|--|---------------------|
|                    | Immigrants Immigrante |       |                  |      |            | Emigrants - Emigrante  |      |                        |      |  |                     |
|                    | Mar./ Mrt.            |       | Jan. - Mar./Mrt. |      | Mar./ Mrt. | Destination Bestemming |      | Citizenship Burgerskap |      |  |                     |
|                    | 1990                  | 1989  | 1990             | 1989 |            | 1990                   | 1989 | 1990                   | 1990 |  |                     |
| <b>GRAND TOTAL</b> | 1 178                 | 2 757 | 3 121            | 394  | 1 507      | 1 256                  | 394  |                        |      |  | <b>GROOTTOTAAL</b>  |
| <b>AFRIKA:</b>     |                       |       |                  |      |            |                        |      |                        |      |  | <b>AFRIKA:</b>      |
| Botswana           | 216                   | 829   | 740              | 36   | 68         | 104                    | 213  |                        |      |  | Botswana            |
| Kenya              | 4                     | 18    | 16               | 3    | 1          | 9                      | -    |                        |      |  | Kenia               |
| Lesotho            | -                     | 3     | 1                | -    | -          | -                      | -    |                        |      |  | Lesotho             |
| Malawi             | 1                     | 30    | 41               | 2    | 2          | 2                      | 2    |                        |      |  | Malawi              |
| Mauritius          | 11                    | 24    | 17               | 2    | 2          | 2                      | 2    |                        |      |  | Mauritius           |
| Mozambique         | 2                     | 12    | 10               | -    | 4          | -                      | -    |                        |      |  | Mosambiek           |
| RSA                | 11                    | 25    | 21               | -    | -          | -                      | -    |                        |      |  | RSA                 |
| Swaziland          | 9                     | 36    | 29               | -    | -          | -                      | 208  |                        |      |  | Swaziland           |
| Zambia             | 33                    | 49    | 52               | 4    | 1          | 14                     | -    |                        |      |  | Zambië              |
| Zimbabwe           | 93                    | 550   | 425              | 27   | 52         | 73                     | 3    |                        |      |  | Zimbabwe            |
| Other              | 52                    | 82    | 128              | -    | 8          | 3                      | -    |                        |      |  | Ander               |
| <b>ASIA:</b>       |                       |       |                  |      |            |                        |      |                        |      |  | <b>ASIE:</b>        |
| Hong Kong          | 247                   | 278   | 497              | 12   | 39         | 24                     | 2    |                        |      |  | Hong Kong           |
| India              | 8                     | 12    | 11               | 2    | 2          | 3                      | -    |                        |      |  | Indië               |
| Israel             | 5                     | 35    | 14               | -    | -          | -                      | 2    |                        |      |  | Israel              |
| Japan              | 127                   | 104   | 242              | 10   | 31         | 19                     | -    |                        |      |  | Japan               |
| Korea              | -                     | 6     | 1                | -    | -          | 1                      | -    |                        |      |  | Korea               |
| Republic of China  | 93                    | 88    | 181              | -    | -          | 1                      | -    |                        |      |  | Republiek van Sjina |
| Other              | 14                    | 33    | 48               | -    | 6          | -                      | -    |                        |      |  | Ander               |
| <b>AMERICAS:</b>   |                       |       |                  |      |            |                        |      |                        |      |  | <b>AMERIKAS:</b>    |
| Argentina          | 75                    | 151   | 152              | 40   | 187        | 149                    | 2    |                        |      |  | Argentinië          |
| Brazil             | 4                     | 7     | 14               | -    | 2          | -                      | -    |                        |      |  | Brasilië            |
| Canada             | 7                     | 20    | 15               | -    | -          | -                      | -    |                        |      |  | Kanada              |
| Chile              | 13                    | 19    | 23               | 22   | 138        | 87                     | -    |                        |      |  | Chili               |
| Colombia           | 5                     | 6     | 10               | -    | 2          | -                      | -    |                        |      |  | Colombia            |
| Mexico             | 1                     | 1     | 1                | -    | -          | -                      | -    |                        |      |  | Mexiko              |
| Paraguay           | -                     | -     | 1                | -    | -          | -                      | -    |                        |      |  | Paraguay            |
| Peru               | 1                     | 5     | 6                | -    | -          | -                      | -    |                        |      |  | Peru                |
| Uruguay            | 1                     | -     | 2                | -    | -          | -                      | -    |                        |      |  | Uruguay             |
| USA                | 39                    | 82    | 71               | 18   | 45         | 62                     | 2    |                        |      |  | VSA                 |
| Venezuela          | 2                     | 11    | 8                | -    | -          | -                      | -    |                        |      |  | Venezuela           |
| Other              | 1                     | -     | 1                | -    | -          | -                      | -    |                        |      |  | Ander               |



2. MIGRATION  
 2.3 Immigrants by country of previous permanent residence and emigrants by country of destination and citizenship (concluded)

2. MIGRASIE  
 2.3 Immigrante volgens land van vorige perm  
 en emigrante volgens land van bestemm

| Country            | Migration - Migrasie     |       |           |      |                       |      |           |      | Land                    |
|--------------------|--------------------------|-------|-----------|------|-----------------------|------|-----------|------|-------------------------|
|                    | Immigrants<br>Immigrante |       |           |      | Emigrants - Emigrante |      |           |      |                         |
|                    | Jan. - Mar./Mrt.         |       | Mar./Mrt. |      | Jan. - Mar./Mrt.      |      | Mar./Mrt. |      |                         |
|                    | 1989                     | 1990  | 1990      | 1990 | 1989                  | 1990 | 1990      | 1990 |                         |
| <b>EUROPE:</b>     | 633                      | 1 697 | 197       | 364  | 492                   | 175  |           |      | <b>EUROPA:</b>          |
| Austria            | 9                        | 24    | 2         | 5    | 7                     | 3    |           |      | Oostenryk               |
| Belgium            | 19                       | 37    | 4         | 8    | 8                     | -    |           |      | België                  |
| Denmark            | 3                        | 7     | -         | -    | -                     | -    |           |      | Denemarke               |
| Finland            | -                        | 2     | -         | -    | -                     | -    |           |      | Finland                 |
| France             | 18                       | 31    | 1         | 2    | 4                     | 1    |           |      | Frankryk                |
| Greece             | 8                        | 26    | 1         | 2    | 3                     | 1    |           |      | Griekeland              |
| Ireland            | 7                        | 18    | 1         | 5    | 3                     | 2    |           |      | Ierland                 |
| Italy              | 23                       | 36    | -         | 3    | 4                     | 3    |           |      | Italië                  |
| Luxembourg         | -                        | -     | -         | -    | -                     | -    |           |      | Luxenburg               |
| Netherlands        | 13                       | 43    | 13        | 9    | 17                    | 9    |           |      | Nederland               |
| Norway             | -                        | -     | -         | 1    | -                     | 3    |           |      | Noorweë                 |
| Portugal           | 100                      | 271   | -         | 12   | 1                     | 1    |           |      | Portugal                |
| Spain              | 3                        | 7     | -         | -    | 1                     | -    |           |      | Spanje                  |
| Sweden             | 1                        | 5     | -         | 3    | -                     | -    |           |      | Swede                   |
| Switzerland        | 7                        | 19    | 7         | 9    | 8                     | 3    |           |      | Switserland             |
| UK                 | 257                      | 847   | 138       | 266  | 389                   | 127  |           |      | VK                      |
| West Germany       | 61                       | 159   | 22        | 37   | 38                    | 18   |           |      | Wes-Duitsland           |
| Other              | 104                      | 165   | 8         | 2    | 9                     | 4    |           |      | Ander                   |
| <b>OSEANIA:</b>    | 7                        | 35    | 109       | 488  | 487                   | 2    |           |      | <b>OSEANIË:</b>         |
| Australia          | 6                        | 27    | 94        | 463  | 456                   | 2    |           |      | Australië               |
| New Zealand        | 1                        | 8     | 15        | 25   | 31                    | -    |           |      | Nieu-Seeland            |
| Other              | -                        | -     | -         | -    | -                     | -    |           |      | Ander                   |
| <b>UNSPECIFIED</b> | -                        | 42    | -         | 361  | -                     | -    |           |      | <b>ONGESPESIFISEERD</b> |