


Biblioteek

LIBRARY COPY

1991-09-03
BIBLIOTHEK LID LARY
PRETORIA 0001



REPUBLIEK VAN SUID-AFRIKA
REPUBLIC OF SOUTH AFRICA



SENTRALE
STATISTIEKDIENS
CENTRAL
STATISTICAL SERVICE

**STATISTIESE NUUSBERIG
STATISTICAL NEWS RELEASE**

P0351

TOERISME EN MIGRASIE: JUNIE 1991

TOURISM AND MIGRATION: JUNE 1991

3 SEPTEMBER 1991

SUMMARY

Foreign visitors who arrived in the RSA during January 1991 to June 1991 increased by 13% compared with the same period of 1990. During June 1991, 19,5% of the foreign visitors were resident in Europe and 12,3% in other overseas countries, while 68,2% were resident in Africa. Of the 14 321 visitors from Europe, 38,7% were resident in the United Kingdom and 19,9% in Germany, while 76,5% of the visitors from the Americas were resident in the USA.

The majority of visitors from a single country during June 1991 were from Zimbabwe, namely 30,5% of the total, followed by 7,5% from the United Kingdom and 5,8% from Botswana.

During June 1991, 74,7% of the South African residents who went abroad were on holiday, while 24,8% went for business and 0,5% for study visits.

The net result of immigration and emigration shows a gain of 433 persons for June 1991 compared with a gain of 1 152 persons for June 1990.

The net gain of professional, semi-professional and technical occupations was 484 persons during January 1991 to June 1991 compared with a gain of 351 persons during the same period in 1990.

OPSOMMING

Vreemde besoekers wat in die RSA aangekom het, het gedurende Januarie 1991 tot Junie 1991 met 13% toegeneem teenoor dieselfde tydperk van 1990. Gedurende Junie 1991 was 19,5% van die vreemde besoekers woonagtig in Europa en 12,3% in ander oorsese lande, terwyl 68,2% in Afrika woonagtig was. Van die 14 321 besoekers uit Europa was 38,7% woonagtig in die Verenigde Koninkryk en 19,9% in Duitsland, terwyl 76,5% van die besoekers uit die Amerikas in die VSA woonagtig was.

Die meeste besoekers uit 'n enkele land gedurende Junie 1991 was uit Zimbabwe, naamlik 30,5% van die totaal, gevolg deur 7,5% uit die Verenigde Koninkryk, en 5,8% uit Botswana.

Gedurende Junie 1991 het 74,7% van die Suid-Afrikaanse inwoners wat na die buiteland vertrek het, met vakansie gegaan, terwyl 24,8% vir besigheids- en 0,5% vir studiebesoeke gegaan het.

Die netto resultaat van immigrasie en emigrasie toon 'n wins van 433 persone vir Junie 1991 teenoor 'n wins van 1 152 persone vir Junie 1990.

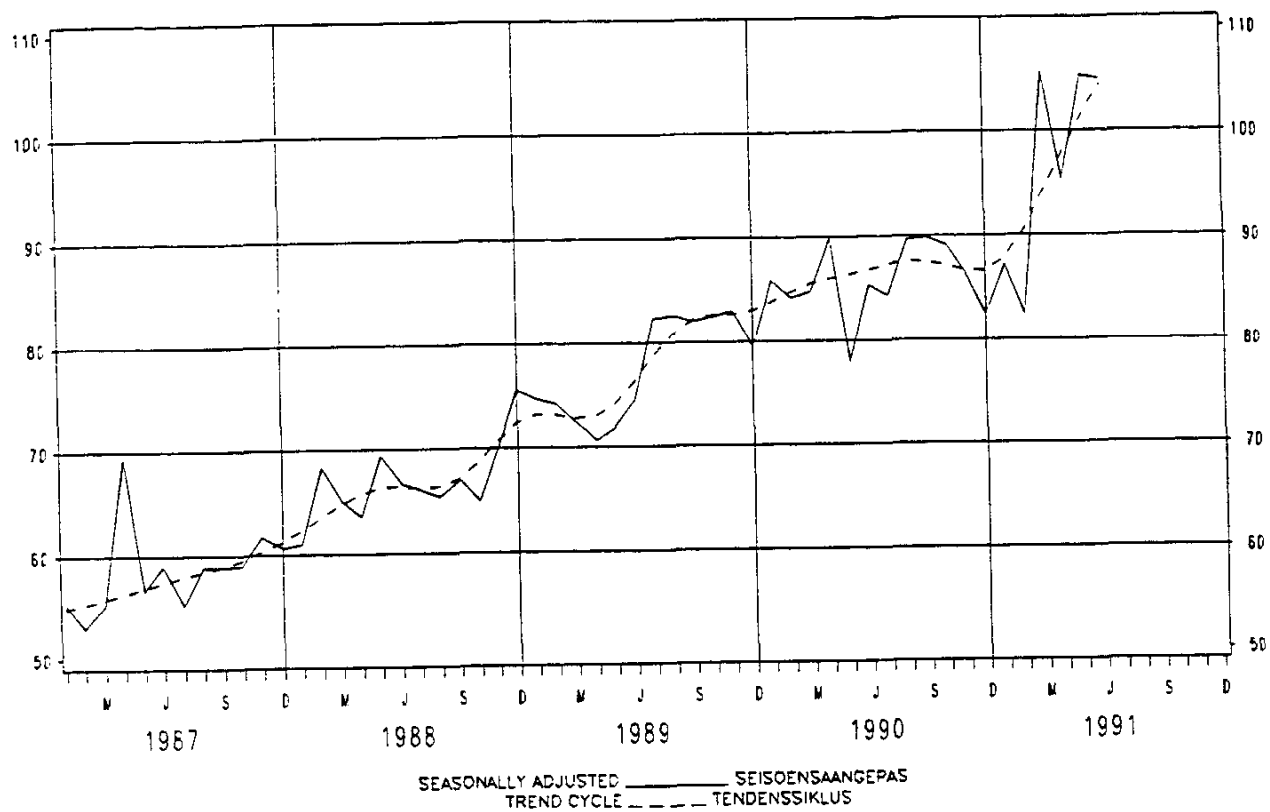
Die netto wins van professionele, semi-professionele en tegniese beroepe was 484 persone gedurende Januarie 1991 tot Junie 1991 teenoor 'n wins van 351 persone gedurende dieselfde tydperk in 1990.

Shallenger
 HEAD: CENTRAL STATISTICAL SERVICE
 HOOF: SENTRALE STATISTIEKDIENS

| ENQUIRIES: | | NAVRAE: | |
|--------------------|--|----------------|---|
| PRETORIA | Tel. (012) 310-8911 Private Bag X44, Pretoria, 0001 Fax: 3108500 3108501 | PRETORIA | Tel. (012) 310-8911 Private sak X44, Pretoria, 0001 Faks: 3108500 3108501 |
| BLOEMFONTEIN | (051) 477767 | KEMPTON PARK | (011) 3943420/1 |
| DURBAN | (031) 3053904 | KIMBERLEY | (0531) 33965 |
| CAPE TOWN/KAAPSTAD | (021) 4616940 | KLERKSDORP | (018) 24008 |
| | | NELSPRUIT | (01311) 52455/6 |
| | | PIETERSBURG | (01521) 71609 |
| | | PORT ELIZABETH | (041) 523801/2 |

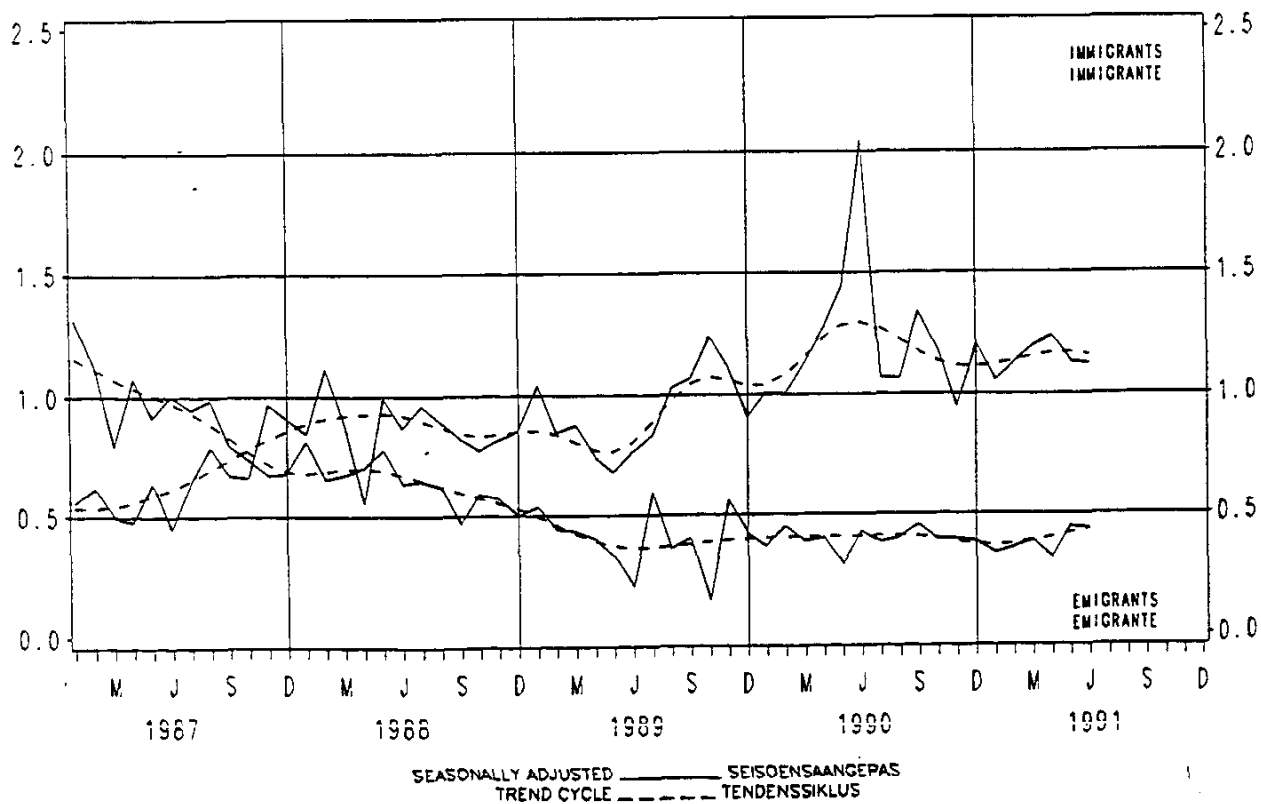
FOREIGN VISITORS : ARRIVALS
THOUSAND

VREEMDE BESOEKERS : AANKOMS
DUISEND



IMMIGRANTS AND EMIGRANTS
THOUSAND

IMMIGRANTE EN EMIGRANTE
DUISEND



1. TOURISME
 1.1 Aankoms en vertrek van vreemde besoekers en Suid-Afrikaanse inwoners
 1.1.1 Doel van besoek

| Purpose of visit | June/June | | Jan. - Jun. | | Year - Year | | Doel van besoek |
|--|-----------|---------|-------------|---------|-------------|------|--|
| | 1991 | 1990 | 1991 | 1990 | 1990 | 1990 | |
| (a) ARRIVALS: GRAND TOTAL | 127 327 | 105 852 | 823 887 | 765 113 | 1 642 170 | | (a) AANKOMS: GROOTTOTAAL |
| (1) Foreign visitors - Total | 73 626 | 60 296 | 548 232 | 485 128 | 1 029 094 | | (1) Vreemde besoekers - Totaal |
| . Actual data | 104 887 | 85 361 | .. | .. | .. | | . Werklike gegewens |
| . Seasonally adjusted data | 17 220 | 16 026 | 109 000 | 97 681 | 191 879 | | . Seisoensaangepaste gegewens |
| . Business | 55 649 | 43 663 | 428 836 | 378 941 | 821 701 | | . Besigheid |
| . Holiday, including persons in transit | 757 | 607 | 10 396 | 8 506 | 15 514 | | . Vakansie, insluitende deurgaande reisigers |
| . Study | 53 701 | 45 556 | 275 655 | 279 985 | 613 076 | | . Studie |
| (11) South African residents returning | | | | | | | (11) Terugkerende Suid-Afrikaanse inwoners |
| (b) DEPARTURES: GRAND TOTAL | 143 831 | 119 934 | 855 569 | 807 208 | 1 640 426 | | (b) VERTREK: GROOTTOTAAL |
| (1) Foreign visitors - Total | 74 157 | 60 442 | 578 985 | 520 979 | 1 024 410 | | (1) Vreemde besoekers |
| (11) South African residents departing temporarily - Total | 69 674 | 59 492 | 276 584 | 286 229 | 616 016 | | (11) Suid-Afrikaanse inwoners wat tydelik vertrek - Totaal |
| . Business | 17 250 | 12 745 | 83 796 | 80 938 | 159 486 | | . Besigheid |
| . Holiday | 52 054 | 46 478 | 190 175 | 202 715 | 451 229 | | . Vakansie |
| . Study | 370 | 269 | 2 613 | 2 576 | 5 301 | | . Studie |

1. TOURISME
 1.1 Aankoms en vertrek van vreemde besoekers en Suid-Afrikaanse inwoners
 1.1.2 Wyse van reis

| Arrivals and departures | Mode of travel - Wyse van reis | | | | | | Aankoms en vertrek |
|------------------------------|--------------------------------|--------|-----|--------|-------|--------------------|-------------------------------|
| | Total | Air | Lug | RAil | Spoor | Road-Pad Sea-See | |
| (a) ARRIVALS: | 127 327 | 69 792 | 466 | 56 507 | 562 | | (a) AANKOMS: |
| (1) Foreign visitors | 73 626 | 30 155 | 429 | 42 629 | 413 | | (1) Vreemde besoekers |
| (11) South African residents | 53 701 | 39 637 | 37 | 13 878 | 149 | | (11) Suid-Afrikaanse inwoners |
| (b) DEPARTURES: | 143 831 | 86 202 | 114 | 56 775 | 740 | | (b) VERTREK: |
| (1) Foreign visitors | 74 157 | 32 572 | 101 | 41 012 | 472 | | (1) Vreemde besoekers |
| (11) South African residents | 69 674 | 53 630 | 13 | 15 763 | 268 | | (11) Suid-Afrikaanse inwoners |

.. Not applicable/Nie van toepassing nie

1. TOURISME
 1.2 Vreemde besoekers
 1.2.1 Aankoms volgens land van verblyf
 en wyse van reis

1. TOURISM
 1.2 Foreign visitors
 1.2.1 Arrivals by country of residence
 and mode of travel

| country | Foreign visitors - Vreemde besoekers | | | | | | | | | | | | |
|-------------------|--------------------------------------|--------|--------------------------------|------|--------|-----|---------|---------|---------------------|------|------|--|------|
| | June/Junie | | Mode of travel - Wyse van reis | | | | | | Jan. - | | Jun. | | Land |
| | 1990 | 1991 | Air | Rail | Road | Sea | 1990 | 1991 | 1990 | 1991 | | | |
| GRAND TOTAL | 60 296 | 73 626 | 30 155 | 429 | 42 629 | 413 | 485 128 | 548 232 | GROOTTOTAAL | | | | |
| AFRICA: | | | | | | | | | | | | | |
| Botswana | 35 196 | 50 219 | 10 502 | 388 | 39 315 | 14 | 248 412 | 329 992 | AFRIKA: | | | | |
| Kenya | 4 606 | 4 251 | 1 167 | 7 | 3 077 | .. | 32 638 | 34 993 | Botswana | | | | |
| Lesotho | 102 | 177 | 152 | 1 | 24 | .. | 694 | 1 107 | Kenya | | | | |
| Malawi | 3 074 | 2 719 | 263 | 1 | 2 454 | 1 | 18 877 | 18 797 | Lesotho | | | | |
| Mauritius | 1 369 | 1 727 | 858 | 2 | 867 | .. | 8 471 | 11 631 | Malawi | | | | |
| Mozambique | 348 | 256 | 235 | .. | 20 | 1 | 2 467 | 2 728 | Mauritius | | | | |
| Swaziland | 1 656 | 1 863 | 1 457 | 1 | 405 | .. | 11 663 | 15 354 | Mozambique | | | | |
| Zambia | 5 301 | 2 937 | 414 | 1 | 2 522 | .. | 36 821 | 30 698 | Swaziland | | | | |
| Zimbabwe | 1 223 | 1 281 | 813 | 3 | 465 | .. | 8 459 | 9 089 | Zambia | | | | |
| Other | 15 217 | 22 481 | 2 392 | 321 | 19 768 | 12 | 112 879 | 145 792 | Zimbabwe | | | | |
| | 2 300 | 12 527 | 2 751 | 51 | 9 713 | .. | 15 443 | 59 803 | Ander | | | | |
| ASIA: | | | | | | | | | ASIE: | | | | |
| Hong Kong | 3 240 | 3 193 | 2 613 | 4 | 395 | 181 | 24 957 | 22 706 | Hong-Kong | | | | |
| India | 180 | 282 | 256 | .. | 25 | 1 | 1 240 | 1 360 | Indie | | | | |
| Israel | 161 | 308 | 224 | .. | 19 | 65 | 940 | 1 797 | Israel | | | | |
| Japan | 680 | 621 | 566 | 4 | 49 | 2 | 6 606 | 5 392 | Japan | | | | |
| Korea | 327 | 404 | 372 | .. | 13 | 19 | 2 563 | 2 807 | Korea | | | | |
| Republic of China | 89 | 76 | 51 | .. | 15 | 10 | 417 | 588 | Republiek van Sjina | | | | |
| Other | 1 105 | 907 | 673 | .. | 216 | 18 | 9 051 | 7 106 | Ander | | | | |
| | 698 | 595 | 471 | 0 | 58 | 66 | 4 140 | 3 656 | Ander | | | | |
| AMERICAS: | | | | | | | | | AMERIKA: | | | | |
| Argentina | 5 479 | 4 608 | 4 191 | 4 | 403 | 10 | 32 748 | 27 944 | Argentinië | | | | |
| Brazil | 148 | 66 | 64 | .. | 2 | .. | 808 | 654 | Brasilië | | | | |
| Canada | 144 | 242 | 239 | .. | 3 | .. | 1 380 | 1 491 | Kanada | | | | |
| Chile | 742 | 581 | 485 | 1 | 94 | 1 | 6 000 | 5 166 | Chile | | | | |
| Colombia | 92 | 82 | 70 | .. | 12 | .. | 629 | 479 | Kolumbia | | | | |
| Mexico | 1 | 11 | 10 | .. | 1 | .. | 82 | 84 | Meksiko | | | | |
| Paraguay | 29 | 13 | 12 | .. | 1 | .. | 84 | 108 | Paraguay | | | | |
| Peru | 25 | 20 | 20 | .. | 1 | .. | 75 | 63 | Peru | | | | |
| Uruguay | 14 | 9 | 9 | .. | .. | .. | 170 | 118 | Uruguay | | | | |
| USA | 6 | 20 | 18 | .. | .. | 1 | 23 125 | 19 460 | VSA | | | | |
| Venezuela | 4 238 | 3 523 | 3 229 | 3 | 286 | 5 | 113 | 69 | Venezuela | | | | |
| Other | 6 | 4 | 4 | .. | 2 | .. | 198 | 191 | Ander | | | | |
| | 34 | 36 | 31 | 0 | .. | 3 | .. | .. | Ander | | | | |

1. TOURISM

1.2 Foreign visitors
 1.2.1 Arrivals by country of residence and mode of travel (concluded)

1. TOERISME

1.2 Vreemde besoekers
 1.2.1 Aankoms volgens land van verblyf en wyse van reis (afgesluit)

| country | Foreign visitors - Vreemde besoekers | | | | | | | | | | | |
|-------------|--------------------------------------|--------|--------------------------------|------------|----------|---------|---------|---------|------------------|--|------|--|
| | June/June | | Mode of travel - Wyse van reis | | | | | | Jan. - Jun. | | Land | |
| | 1990 | 1991 | Air Lug | Rail Spoor | Road Pad | Sea See | 1990 | 1991 | | | | |
| EUROPE: | 14 917 | 14 321 | 11 856 | 23 | 2 236 | 206 | 167 718 | 158 240 | EUROPA: | | | |
| Austria | 369 | 332 | 272 | .. | 57 | 3 | 4 218 | 4 304 | Oostenryk | | | |
| Belgium | 329 | 447 | 411 | .. | 35 | 1 | 4 366 | 4 002 | Belgie | | | |
| Denmark | 99 | 126 | 104 | .. | 12 | 10 | 931 | 999 | Denemarke | | | |
| Finland | 100 | 81 | 74 | .. | 7 | .. | 884 | 605 | Finland | | | |
| France | 1 015 | 765 | 642 | .. | 116 | 7 | 10 130 | 9 088 | Frankryk | | | |
| Germany | 3 263 | 2 850 | 2 031 | 3 | 808 | 8 | 40 616 | 36 874 | Duitsland | | | |
| Greece | 317 | 252 | 210 | .. | 5 | 37 | 2 249 | 1 856 | Griekeland | | | |
| Ireland | 361 | 216 | 159 | 1 | 56 | .. | 2 259 | 1 852 | Ierland | | | |
| Italy | 595 | 750 | 670 | .. | 71 | 9 | 6 442 | 5 926 | Italie | | | |
| Luxembourg | 9 | 16 | 16 | .. | .. | .. | 210 | 239 | Luxemburg | | | |
| Netherlands | 715 | 743 | 663 | .. | 72 | 8 | 7 294 | 6 821 | Nederland | | | |
| Norway | 103 | 124 | 98 | .. | 9 | 17 | 708 | 752 | Noorwee | | | |
| Portugal | 492 | 255 | 244 | .. | 11 | .. | 4 492 | 3 052 | Portugal | | | |
| Spain | 229 | 244 | 173 | .. | 29 | 42 | 2 410 | 1 942 | Spanje | | | |
| Sweden | 169 | 197 | 166 | .. | 31 | .. | 1 229 | 1 433 | Swede | | | |
| Switzerland | 576 | 583 | 493 | 1 | 89 | .. | 9 615 | 7 876 | Switserland | | | |
| UK | 5 710 | 5 542 | 4 735 | 18 | 766 | 23 | 66 580 | 66 626 | VK | | | |
| Other | 466 | 798 | 695 | 0 | 62 | 41 | 3 085 | 3 993 | Ander | | | |
| OCEANIA: | 1 359 | 1 138 | 882 | 10 | 246 | .. | 10 512 | 8 305 | OSEANIE: | | | |
| Australia | 1 113 | 857 | 704 | 8 | 145 | .. | 8 641 | 6 746 | Australie | | | |
| New Zealand | 244 | 281 | 178 | 2 | 101 | .. | 1 846 | 1 522 | Nieu-Seeland | | | |
| Other | 2 | 0 | 0 | 0 | 0 | .. | 25 | 37 | Ander | | | |
| UNSPECIFIED | 105 | 147 | 111 | .. | 34 | 2 | 781 | 1 045 | ONGESPESIFISEERD | | | |

1. TOURISME
 1.3 Suid-Afrikaanse inwoners
 1.3.1 Vertrek volgens land van bestemming en wyse van reis

| Country | South African residents - Suid-Afrikaanse inwoners | | | | | | | | | | |
|-------------------|--|--------|--------------------------------|---------------|-------------|------------|---------|---------|---------------------|--|------|
| | June/June | | Mode of travel - Wyse van reis | | | | Jan. - | | Jun. | | Land |
| | 1990 | 1991 | Air Lug | Rail Spoor | Road Pad | Sea See | 1990 | 1991 | | | |
| GRAND TOTAL | 59 492 | 69 674 | 53 630 | 13 | 15 763 | 268 | 286 229 | 276 584 | GROOTUITAAL | | |
| AFRICA: | | | | | | | | | AFRIKA: | | |
| Botswana | 25 207 | 33 306 | 17 692 | 13 | 15 593 | 8 | 143 153 | 143 910 | Botswana | | |
| Kenya | 4 340 | 4 170 | 2 763 | .. | 1 407 | .. | 24 783 | 20 351 | Kenia | | |
| Lesotho | 48 | 539 | 539 | .. | .. | .. | 329 | 1 556 | Lesotho | | |
| Malawi | 1 101 | 551 | 87 | .. | 464 | .. | 6 605 | 5 467 | Malawi | | |
| Mauritius | 825 | 958 | 886 | .. | 72 | .. | 4 625 | 4 114 | Mauritius | | |
| Mozambique | 2 754 | 2 489 | 2 489 | .. | .. | 1 | 17 161 | 16 345 | Mosambiek | | |
| Swaziland | 1 164 | 2 342 | 1 590 | .. | 750 | 2 | 7 022 | 9 907 | Swaziland | | |
| Zambia | 3 489 | 2 736 | 426 | .. | 2 310 | .. | 23 262 | 18 762 | Zambie | | |
| Zimbabwe | 508 | 600 | 578 | .. | 22 | .. | 2 724 | 2 952 | Zimbabwe | | |
| Other | 10 162 | 12 401 | 2 582 | 13 | 9 805 | 1 | 49 709 | 36 367 | Ander | | |
| | 816 | 6 519 | 5 752 | 0 | 763 | 4 | 6 933 | 28 089 | | | |
| ASIA: | | | | | | | | | ASIE: | | |
| Hong Kong | 3 504 | 3 544 | 3 543 | .. | 1 | .. | 22 334 | 18 348 | Hong-Kong | | |
| India | 307 | 479 | 479 | .. | .. | .. | 2 676 | 3 028 | Indie | | |
| Israel | 1 277 | 1 315 | 1 107 | .. | .. | .. | 1 216 | 1 289 | Israel | | |
| Japan | 93 | 123 | 123 | .. | .. | .. | 7 149 | 4 575 | Japan | | |
| Korea | 8 | 3 | 3 | .. | .. | .. | 485 | 509 | Korea | | |
| Republic of China | 463 | 575 | 575 | .. | .. | .. | 52 | 39 | Republiek van Sjina | | |
| Other | 1 277 | 942 | 941 | .. | 1 | .. | 3 219 | 3 720 | Ander | | |
| AMERICAS: | | | | | | | | | AMERIKAS: | | |
| Argentina | 2 187 | 2 583 | 2 563 | .. | 17 | 3 | 10 591 | 10 349 | Argentinië | | |
| Brazil | 17 | 19 | 18 | .. | 1 | .. | 152 | 88 | Brazilië | | |
| Canada | 464 | 571 | 569 | .. | 2 | .. | 2 555 | 2 645 | Kanada | | |
| Chile | 237 | 294 | 284 | .. | 10 | .. | 806 | 896 | Chile | | |
| Columbia | 9 | 10 | 10 | .. | .. | .. | 142 | 81 | Kolumbia | | |
| Mexico | 7 | .. | .. | .. | .. | .. | 11 | 11 | Meksiko | | |
| Paraguay | 7 | 4 | 3 | .. | 1 | .. | 10 | 12 | Paraguay | | |
| Peru | 4 | 2 | 2 | .. | .. | .. | 22 | 27 | Peru | | |
| Venezuela | 1 | 1 | 1 | .. | .. | .. | 7 | 9 | Venezuela | | |
| USA | 1 434 | 1 662 | 1 656 | .. | 3 | 3 | 6 826 | 6 528 | VSA | | |
| Other | 7 | 20 | 20 | .. | 0 | 0 | 52 | 51 | Ander | | |

1. TOURISM
 1.3 South African residents
 1.3.1 Departures by country of destination
 and mode of travel (concluded)

1. TOERISME
 1.3 Suid-Afrikaanse inwoners
 1.3.1 Vertrek volgens land van bestemming
 en wyse van reis (afgesluit)

| country | South African residents - Suid-Afrikaanse inwoners | | | | | | | | | | | | | | |
|-------------|--|------|--------------------------------|---------------|-------------|------------|------|------|--------|------|------|-----|------|-----|------------------|
| | June/June | | Mode of travel - Wyse van reis | | | | | | Jan. - | | Jun. | | Land | | |
| | 1990 | 1991 | Air Lug | Rail Spoor | Road Pad | Sea See | 1990 | 1991 | 1990 | 1991 | | | | | |
| EUROPE: | 27 | 805 | 29 | 494 | 29 | 358 | .. | .. | 121 | 15 | 105 | 104 | 100 | 421 | EUROPA: |
| Austria | 230 | 283 | 283 | .. | .. | .. | .. | .. | .. | .. | 1 | 270 | 1 | 307 | Oostenryk |
| Belgium | 671 | 850 | 836 | .. | .. | .. | .. | .. | .. | .. | 2 | 907 | 3 | 035 | Belgie |
| France | 1 | 224 | 1 | 635 | 1 | 634 | .. | .. | .. | .. | 4 | 853 | 5 | 281 | Frankryk |
| Germany | 3 | 127 | 4 | 131 | 4 | 128 | .. | .. | .. | .. | 14 | 482 | 14 | 450 | Duitsland |
| Greece | 2 | 121 | 1 | 635 | 1 | 634 | .. | .. | .. | .. | 5 | 374 | 4 | 309 | Griekeland |
| Italy | 1 | 561 | 1 | 315 | 1 | 315 | .. | .. | .. | .. | 5 | 165 | 4 | 813 | Italië |
| Luxembourg | 507 | 787 | 787 | .. | .. | .. | .. | .. | .. | .. | 2 | 124 | 2 | 806 | Luxemburg |
| Netherlands | 1 | 241 | 1 | 359 | 1 | 356 | .. | .. | .. | .. | 5 | 087 | 4 | 665 | Nederland |
| Portugal | 3 | 043 | 3 | 366 | 3 | 328 | .. | .. | .. | .. | 9 | 580 | 9 | 847 | Portugal |
| Spain | 87 | 109 | 109 | .. | .. | .. | .. | .. | .. | .. | 6 | 198 | 5 | 702 | Spanje |
| Switzerland | 1 | 166 | 1 | 360 | 1 | 359 | .. | .. | .. | .. | 6 | 198 | 5 | 702 | Switserland |
| UK | 12 | 381 | 12 | 175 | 12 | 101 | .. | .. | .. | .. | 46 | 469 | 42 | 398 | VK |
| Other | 446 | 489 | 488 | .. | .. | .. | .. | .. | .. | .. | 1 | 234 | 1 | 395 | Ander |
| OCEANIA: | 207 | 261 | 255 | .. | .. | .. | .. | .. | .. | .. | 2 | 388 | 2 | 098 | OSEANIE: |
| Australia | 189 | 225 | 221 | .. | .. | .. | .. | .. | .. | .. | 2 | 118 | 1 | 872 | Australië |
| New Zealand | 17 | 35 | 34 | .. | .. | .. | .. | .. | .. | .. | 267 | .. | 223 | .. | Nieu-Seeland |
| Other | 1 | 1 | 0 | .. | .. | .. | .. | .. | .. | .. | .. | .. | 3 | .. | Ander |
| UNSPECIFIED | 582 | 486 | 219 | .. | .. | .. | .. | .. | .. | .. | 25 | 242 | 2 | 659 | ONGESPESIFISEERD |

2. MIGRATION
 2.1 Immigrants and emigrants
 2.1.1 Summary table

| Immigrants and emigrants | June/June | | Jan. - Jun. | | Year - Jaar | |
|--|-----------|--------|-------------|--------|-------------|------|
| | 1991 | 1990 | 1991 | 1990 | 1990 | 1990 |
| (a) IMMIGRANTS: GRAND TOTAL | | | | | | |
| · Actual data | 847 | 1 553 | 6 456 | 7 274 | 14 499 | |
| · Seasonally adjusted data | 1 125 | 2 044 | 6 868 | 7 887 | 14 692 | |
| (1) Persons who arrived as approved immigrants | 242 | 357 | 2 031 | 2 264 | 4 552 | |
| (11) Persons who after arrival as visitors were approved as immigrants | 605 | 1 196 | 4 425 | 5 010 | 9 947 | |
| (b) EMIGRANTS | | | | | | |
| · Actual data | 414 | 401 | 2 336 | 2 378 | 4 722 | |
| · Seasonally adjusted data | 440 | 426 | 2 284 | 2 320 | 4 736 | |
| (c) NET GAIN/LOSS | +433 | +1 152 | +4 120 | +4 896 | +9 777 | |

D

2. MIGRATION
 2.1 Immigrants and emigrants
 2.1.2 Mode of travel

| Immigrants and emigrants | Mode of travel - wyse van reis | | | | | |
|--------------------------|--------------------------------|---------|------------|----------|---------|----------------|
| | Total | Air-Lug | Rail-Spoor | Road-Pad | Sea-See | June/June 1991 |
| (a) Immigrants 1/ | 242 | 231 | .. | 11 | .. | .. |
| (b) Emigrants | 414 | 403 | .. | 11 | .. | .. |

.. Not applicable/Nie van toepassing nie
 1/ Persons who arrived as approved immigrants/Persons wat as goedgekeurde immigrante aangekom het.

2. MIGRASIE
2.2 Migrante volgens beroepe
2.2.1 Immigrante

2. MIGRATION
2.2 Migrants by occupations
2.2.1 Immigrants

| Occupations | June/Junie | | Jan. - | | Jun. | | Year - Jaar | | Beroepe |
|---|------------|-------|--------|-------|--------|------|-------------|------|--|
| | 1991 | 1990 | 1991 | 1990 | 1990 | 1990 | 1990 | 1990 | |
| GRAND TOTAL | 847 | 1 553 | 6 456 | 7 274 | 14 499 | | | | GROOTTOTAAL |
| TOTAL - ECONOMICALLY ACTIVE | 398 | 702 | 3 175 | 3 293 | 6 727 | | | | TOTAAL - EKONOMIES BEDRYWIG |
| Professional, semi-professional and technical occupations - total | 128 | 194 | 918 | 869 | 1 862 | | | | Professionele, semi-professionele en tegniese beroepe - Totaal |
| Engineers and related technologists | 36 | 63 | 263 | 262 | 573 | | | | Ingenieurs- en verwante tegnoloe Bedryf/Produksie |
| Industrial/Production | .. | 1 | 3 | 14 | 20 | | | | Chemies |
| Chemical | .. | 1 | 9 | 5 | 9 | | | | Elektries en verwant |
| Electrical and related | 10 | 11 | 64 | 51 | 131 | | | | Landbou |
| Agricultural | 1 | 1 | 1 | 2 | 4 | | | | Meganies/Werktuigkundig |
| Mechanical | 3 | 8 | 29 | 37 | 72 | | | | Metallurgies |
| Metallurgical | 2 | 1 | 6 | 2 | 4 | | | | Mynbou |
| Mining | 3 | 3 | 27 | 7 | 12 | | | | Siviel en verwant |
| Civil and related | 2 | 10 | 24 | 46 | 97 | | | | Ingenieurs n.e.g. |
| Engineers n.e.g. | 15 | 27 | 100 | 98 | 224 | | | | Mediese praktitsyn |
| Medical practitioner | 21 | 15 | 99 | 42 | 125 | | | | Mediese spesialis |
| Medical specialist | 1 | .. | 5 | 5 | 10 | | | | Tandheelkundige beroepe |
| Dental professions | 2 | .. | 5 | 5 | 14 | | | | Onderwys- en verwante beroepe |
| Education and related occupations | 11 | 14 | 95 | 55 | 137 | | | | Rekenmeester- en verwante rekeningkundige beroepe |
| Accountant and related accounting occupations | 3 | 8 | 53 | 54 | 107 | | | | Ander |
| Other | 54 | 94 | 398 | 446 | 896 | | | | |
| Managerial, executive and administrative occupations | 42 | 85 | 418 | 442 | 820 | | | | Bestuurs-, uitvoerende en administratiewe beroepe |
| Clerical and sales occupations | 81 | 209 | 792 | 909 | 1 884 | | | | Klerklike en verkoopsberoepe |
| Transport, delivery and communications occupations | 3 | 3 | 52 | 20 | 43 | | | | Vervoer-, aflewering- en kommunikasieberoepe |
| Service occupations | 12 | 23 | 118 | 127 | 267 | | | | Diensberoepe |
| Farming and related occupations | 1 | 8 | 39 | 40 | 73 | | | | Boerdery- en verwante beroepe |
| Artisans, apprentice and related occupations | 69 | 120 | 452 | 575 | 1 156 | | | | Ambagsman-, vakleerling- en verwante beroepe |
| Production foreman and supervisor, miner and quarry worker, operator, production and related worker | 13 | 25 | 119 | 152 | 301 | | | | Produksievoorman en -toesighouer, myn- en steengroefwerker, operateur, produksie- en verwante werker |
| Occupation unspecified and n.e.g. | 49 | 35 | 267 | 159 | 321 | | | | Beroep ongespesifiseerd en n.e.g. |
| TOTAL - NOT ECONOMICALLY ACTIVE | 449 | 851 | 3 281 | 3 981 | 7 772 | | | | TOTAAL - NIE-EKONOMIES BEDRYWIG |
| House-keeping | 176 | 330 | 1 232 | 1 582 | 3 051 | | | | Tuisteskepper |
| Child - not scholar | 68 | 108 | 584 | 574 | 1 136 | | | | Kind - nie-skolier |
| Scholar/Student | 170 | 279 | 1 125 | 1 191 | 2 364 | | | | Skolier/Student |
| Labour disabled | .. | 44 | 55 | 108 | 262 | | | | Arbeidsongeskikte |
| Pensioner | 35 | 90 | 281 | 522 | 944 | | | | Pensionaris |
| Not economically active n.e.g. | .. | .. | 4 | 4 | 15 | | | | Nie-ekonomies bedrywig n.e.g. |

2. MIGRATION
2.2 Migrants by occupations
2.2.2 Emigrants

2. MIGRASIE
2.2 Migrante volgens beroepe
2.2.2 Emigrante

| Occupations | June/Junie | | Jan. - Jan. | | Year - Jaar | | Beroepe |
|---|------------|------|-------------|-------|-------------|-------|--|
| | 1991 | 1990 | 1991 | 1990 | 1990 | 1990 | |
| GRAND TOTAL | 414. | 401 | 2 336 | 2 378 | 4 722 | 4 722 | GROTTOTAAL |
| TOTAL - ECONOMICALLY ACTIVE | 207 | 210 | 1 084 | 1 257 | 2 377 | 2 377 | TOTAAL - EKONOMIES BEDRYWIG |
| Professional, semi-professional and technical occupations - Total | 90 | 91 | 434 | 518 | 975 | 975 | Professionele, semi-professionele en tegniese beroepe - totaal |
| Engineers and related technologists | 25 | 24 | 125 | 113 | 233 | 233 | Ingenieurs- en verwante tegniese beroepe |
| Industrial/Production | .. | .. | .. | 3 | 6 | 6 | Bedyf/Produksie |
| Chemical | .. | .. | 3 | 4 | 9 | 9 | Chemies |
| Electrical and related | 3 | 5 | 16 | 25 | 46 | 46 | Elektries en verwant |
| Agricultural | .. | .. | .. | .. | 4 | 4 | Landbou |
| Mechanical | .. | .. | 6 | 7 | 9 | 9 | Meganies/Werktuigkundig |
| Metallurgical | .. | .. | 1 | .. | .. | .. | Metallurgies |
| Mining | .. | .. | 1 | .. | .. | .. | Mynbou |
| Civil and related | 5 | 5 | 13 | 6 | 8 | 8 | Siviel en verwant |
| Engineers n.e.c. | 1 | 5 | 26 | 19 | 38 | 38 | Ingenieurs n.e.g. |
| Medical practitioner | 16 | 12 | 60 | 49 | 113 | 113 | Mediese praktisyner |
| Medical specialist | 5 | 1 | 9 | 11 | 21 | 21 | Mediese spesialis |
| Dental professions | .. | .. | 1 | 3 | 7 | 7 | Tandheelkundige beroepe |
| Education and related occupations | 1 | .. | 2 | .. | 1 | 1 | Onderwys- en verwante beroepe |
| Accountant and related accounting occupations | 14 | 16 | 70 | 62 | 164 | 164 | Rekenmeester- en verwante rekeningkundige beroepe |
| Other | 7 | 4 | 32 | 34 | 64 | 64 | Ander |
| | 38 | 46 | 195 | 275 | 485 | 485 | |
| Managerial, executive and administrative occupations | 17 | 21 | 113 | 123 | 222 | 222 | Bestuurs-, uitvoerende en administratiewe beroepe |
| Clerical and sales occupations | 49 | 43 | 295 | 292 | 535 | 535 | Klerklike en verkoopsberoepe |
| Transport, delivery and communications occupations | 1 | 5 | 4 | 9 | 17 | 17 | Vervoer-, aflewering- en kommunikasieberoepe |
| Service occupations | 2 | 6 | 28 | 30 | 58 | 58 | Diensberoepe |
| Farming and related occupations | .. | 1 | 3 | 3 | 10 | 10 | Boerdery- en verwante beroepe |
| Artisans, apprentice and related occupations | 33 | 24 | 149 | 175 | 359 | 359 | Ambagsman-, vakleerling- en verwante beroepe |
| Production foreman and supervisor, miner and quarry worker, operator, production and related worker | 12 | 14 | 30 | 44 | 80 | 80 | Produksievoorman en -toesighouer, myn- en steengroefwerker, operateur, produksie- en verwante werker |
| Occupation unspecified and n.e.c. | 3 | 5 | 28 | 63 | 121 | 121 | Beroep ongespesifiseerd en n.e.g. |
| TOTAL - NOT ECONOMICALLY ACTIVE | 207 | 191 | 1 252 | 1 121 | 2 345 | 2 345 | TOTAAL - NIE-EKONOMIES BEDRYWIG |
| House-keeping | 115 | 93 | 517 | 540 | 1 058 | 1 058 | Tuissteskepper |
| Child - not scholar | 9 | 17 | 255 | 102 | 318 | 318 | Kind - nie-skoolier |
| Scholar/Student | 48 | 42 | 298 | 318 | 659 | 659 | Skoolier/Student |
| Labour disabled | .. | .. | .. | 3 | 3 | 3 | Arbeidsongeskikte |
| Pensioner | 35 | 39 | 182 | 158 | 306 | 306 | Pensionaris |
| Not economically active n.e.c. | .. | .. | .. | .. | 1 | 1 | Nie-ekonomies bedrywig n.e.g. |

2. MIGRATION

2.3 IMMIGRASIE

2.3 Immigrants by country of previous permanent residence and emigrants by country of destination and citizenship

| Country | Migration - Migrasie | | | | | | Land | | | | | | |
|-------------------|----------------------|-----------|-----------|---------------------|-----------|-----------|------|-------|-------|-------|-------|-------|---------------------|
| | Immigrants Emigrante | | | Emigrants Emigrante | | | | | | | | | |
| | Jun. 1991 | Jan. 1990 | Jun. 1991 | Jun. 1991 | Jan. 1990 | Jun. 1991 | | | | | | | |
| GRAND TOTAL | 847 | 7 274 | 6 456 | 414 | 2 378 | 2 336 | 414 | 2 378 | 2 336 | 2 336 | 2 378 | 2 336 | GROOTTOTAAL |
| AFRIKA: | | | | | | | | | | | | | AFRIKA: |
| Botswana | 162 | 1 697 | 1 152 | 16 | 150 | 88 | 136 | 1 224 | 1 048 | 1 048 | 1 224 | 1 048 | Botswana |
| Kenya | 5 | 46 | 18 | .. | 9 | 4 | .. | .. | .. | .. | .. | .. | Kenia |
| Lesotho | 13 | 104 | 83 | .. | .. | .. | .. | .. | .. | .. | .. | .. | Lesotho |
| Malawi | 2 | 40 | 75 | .. | 2 | 3 | .. | 2 | .. | .. | 2 | .. | Malawi |
| Mauritius | 1 | 39 | 47 | .. | 3 | 2 | .. | .. | .. | .. | .. | .. | Mauritius |
| Mozambique | 12 | 62 | 40 | .. | .. | 4 | .. | 4 | .. | .. | 4 | .. | Mosambiek |
| RSA | .. | .. | .. | .. | .. | .. | 132 | 1 169 | 1 004 | 1 004 | 1 169 | 1 004 | RSA |
| Swaziland | 6 | 63 | 66 | .. | 3 | 1 | .. | .. | .. | .. | .. | .. | Swaziland |
| Zambia | 20 | 100 | 77 | .. | 16 | .. | .. | .. | .. | .. | .. | .. | Zambie |
| Zimbabwe | 76 | 926 | 515 | 15 | 114 | 62 | 2 | 46 | 37 | 37 | 46 | 37 | Zimbabwe |
| Other | 24 | 313 | 226 | 1 | 3 | 12 | 2 | 1 | 3 | 3 | 1 | 3 | Ander |
| ASIA: | | | | | | | | | | | | | ASIE: |
| Hong Kong | 201 | 1 367 | 1 823 | 1 | 43 | 31 | .. | 11 | 9 | 9 | 11 | 9 | Hong Kong |
| India | 11 | 50 | 86 | .. | 5 | 2 | .. | .. | .. | .. | .. | .. | Indie |
| Israel | 33 | 539 | 346 | 1 | 36 | 23 | .. | 10 | 7 | 7 | 10 | 7 | Israel |
| Japan | .. | 3 | 9 | .. | 1 | .. | .. | .. | .. | .. | .. | .. | Japan |
| Korea | 5 | 6 | 26 | .. | .. | .. | .. | .. | .. | .. | .. | .. | Korea |
| Republic of China | 114 | 598 | 1 010 | .. | 1 | 1 | .. | .. | 1 | 1 | .. | .. | Republiek van Sjina |
| Other | 21 | 105 | 135 | 0 | 0 | 5 | .. | 1 | 1 | 1 | .. | .. | Ander |
| AMERICAS: | | | | | | | | | | | | | AMERIKAS: |
| Argentina | 43 | 394 | 431 | 63 | 333 | 347 | 12 | 25 | 45 | 45 | 25 | 45 | Argentinië |
| Brazil | 13 | 45 | 82 | .. | .. | .. | .. | .. | .. | .. | .. | .. | Brasilië |
| Canada | 16 | 42 | 48 | .. | .. | .. | .. | .. | .. | .. | .. | .. | Kanada |
| Chile | 4 | 54 | 42 | 25 | 212 | 153 | 3 | 12 | 13 | 13 | 12 | 13 | Chile |
| Colombia | .. | 33 | 11 | 3 | .. | 3 | 3 | .. | 3 | 3 | .. | .. | Columbia |
| Mexico | .. | 2 | 1 | .. | .. | .. | .. | .. | .. | .. | .. | .. | Mexiko |
| Paraguay | .. | .. | .. | .. | .. | 2 | .. | .. | .. | .. | .. | .. | Paraguay |
| Peru | .. | 11 | 13 | .. | .. | .. | .. | .. | .. | .. | .. | .. | Peru |
| Uruguay | .. | 2 | 4 | .. | .. | 1 | .. | .. | .. | .. | .. | .. | Uruguay |
| Venezuela | .. | 32 | 33 | .. | .. | .. | .. | .. | .. | .. | .. | .. | Venezuela |
| USA | 20 | 164 | 176 | 35 | 121 | 188 | 6 | 13 | 29 | 29 | 13 | 29 | VSA |
| Other | 0 | 7 | 9 | 0 | 0 | 0 | 0 | 0 | 0 | 0 | 0 | 0 | Ander |

2. MIGRATION
 2.3 Immigrants by country of previous permanent residence and emigrants by country of destination and citizenship

2. MIGRASIE
 2.3 Immigrante volgens land van vorige permanente verblyf en emigrante volgens land van bestemming en burgerskap

| Country | Immigrants | | | | | | Emigrants | | | | | | Land |
|-------------|------------|-------|-------|------|-------|-------|-----------|-------|-------|-----------------|------|------|------|
| | 1990 | | | 1991 | | | 1990 | | | 1991 | | | |
| | Jan. | Jun. | Jun. | Jan. | Jun. | Jun. | Jan. | Jun. | Jun. | Jan. | Jun. | Jun. | |
| EUROPE: | 433 | 3 735 | 2 949 | 272 | 1 138 | 1 310 | 254 | 1 081 | 1 189 | EUROPA: | | | |
| Austria | 5 | 52 | 53 | 5 | 14 | 15 | 5 | 13 | 11 | Oostenryk | | | |
| Belgium | 4 | 74 | 48 | 7 | 13 | 29 | 3 | 10 | 24 | Belgie | | | |
| Denmark | 1 | 15 | 7 | .. | .. | 5 | .. | 1 | 4 | Denemarke | | | |
| Finland | 1 | 3 | 3 | 1 | .. | 1 | .. | 1 | 1 | Finland | | | |
| France | 6 | 74 | 50 | .. | 15 | 18 | .. | 5 | 9 | Frankryk | | | |
| Germany | 25 | 317 | 303 | 10 | 80 | 70 | .. | 66 | 59 | Duitsland | | | |
| Greece | 4 | 61 | 48 | .. | 3 | 1 | .. | 3 | .. | Griekeland | | | |
| Ireland | 4 | 59 | 59 | 2 | 16 | 6 | .. | 20 | 15 | Jerland | | | |
| Italy | 11 | 67 | 45 | 3 | 14 | 18 | 5 | 15 | 25 | Italie | | | |
| Luxembourg | .. | 2 | 2 | .. | 1 | 4 | .. | .. | 1 | Luxemburg | | | |
| Netherlands | 8 | 76 | 66 | 6 | 44 | 63 | 6 | 46 | 56 | Nederland | | | |
| Norway | .. | 4 | 3 | .. | .. | 22 | .. | 3 | .. | Noorwee | | | |
| Portugal | 86 | 726 | 428 | 3 | 21 | 22 | 2 | 19 | 25 | Portugal | | | |
| Spain | 4 | 20 | 17 | 2 | 4 | 4 | 2 | 1 | 2 | Spanje | | | |
| Sweden | 2 | 8 | 6 | 1 | .. | 2 | .. | .. | 1 | Swede | | | |
| Switzerland | 7 | 33 | 45 | .. | 23 | 13 | 1 | 17 | 8 | Switserland | | | |
| UK | 141 | 1 757 | 1 290 | 228 | 875 | 1 020 | 208 | 856 | 930 | VK | | | |
| Other | 124 | 387 | 476 | 4 | 12 | 19 | 8 | 5 | 18 | Ander | | | |
| OCEANIA: | 8 | 81 | 101 | 62 | 714 | 560 | 12 | 37 | 45 | OSEANIE: | | | |
| Australia | 6 | 64 | 58 | 58 | 674 | 535 | 7 | 34 | 31 | Australie | | | |
| New Zealand | 2 | 17 | 42 | 4 | 40 | 25 | 5 | 3 | 14 | Nieu-Seeland | | | |
| Other | 0 | 0 | 1 | 0 | 0 | 0 | 0 | 0 | 0 | Ander | | | |
| UNSPECIFIED | .. | .. | .. | .. | .. | .. | .. | .. | .. | ONGESPECIFIEERD | | | |