


**STATISTIESE NUUSBERIG
STATISTICAL NEWS RELEASE**

P0351



**SENTRALE
STATISTIEKDIENS
CENTRAL
STATISTICAL SERVICE**

TOERISME EN MIGRASIE: JULIE 1990

TOURISM AND MIGRATION: JULY 1990

25 SEPTEMBER 1990

SUMMARY

The net result of immigration and emigration shows a gain of 723 persons for July 1990 compared with a gain of 250 persons for July 1989.

The net gain of professional, semi-professional and technical occupations was 439 persons during January 1990 to July 1990 compared with a gain of 44 persons during the same period in 1989.

Foreign visitors who arrived in the RSA during January 1990 to July 1990 increased by 14,3% compared with the same period of 1989. During July 1990, 27,8% of the foreign visitors were resident in Europe and 16,4% in other overseas countries, while 55,8% were resident in Africa. Of the 21 558 visitors from Europe, 33,3% were resident in the United Kingdom and 23,4% in West Germany, while 73,2% of the visitors from the Americas were resident in the USA.

The majority of visitors from a single country during July 1990 were from Zimbabwe, namely 23,4% of the total, followed by 9,3% from the United Kingdom and 6,5% from West Germany.

During July 1990, 79,9% of the South African residents who went abroad were on holiday, while 19,4% went for business and 0,7% for study visits.

OPSOMMING

Die netto resultaat van immigrasie en emigrasie toon 'n wins van 723 persone vir Julie 1990 teenoor 'n wins van 250 persone vir Julie 1989.

Die netto wins van professionele, semi-professionele en tegniese beroepe was 439 persone gedurende Januarie 1990 tot Julie 1990 teenoor 'n wins van 44 persone gedurende dieselfde tydperk in 1989.

Vreemde besoekers wat in die RSA aangekom het, het gedurende Januarie 1990 tot Julie 1990 met 14,3% toegeneem teenoor dieselfde tydperk van 1989. Gedurende Julie 1990 was 27,8% van die vreemde besoekers woonagtig in Europa en 16,4% in ander oorsese lande, terwyl 55,8% in Afrika woonagtig was. Van die 21 558 besoekers uit Europa was 33,3% woonagtig in die Verenigde Koninkryk en 23,4% in Wes-Duitsland, terwyl 73,2% van die besoekers uit die Amerikas in die VSA woonagtig was.

Die meeste besoekers uit 'n enkele land gedurende Julie 1990 was uit Zimbabwe, naamlik 23,4% van die totaal, gevolg deur 9,3% uit die Verenigde Koninkryk, en 6,5% uit Wes-Duitsland.

Gedurende Julie 1990 het 79,9% van die Suid-Afrikaanse inwoners wat na die buiteland vertrek het, met vakansie gegaan, terwyl 19,4% vir besigheds- en 0,7% vir studiebesoeke gegaan het.

J. van der Berg
 HEAD: CENTRAL STATISTICAL SERVICE
 HOOF: SENTRALE STATISTIEKDIENS

| <u>NAVRAE:</u> | | <u>ENQUIRIES:</u> | |
|--------------------|---|-------------------|---|
| PRETORIA | Tel. (012) 310-8911 Privaatsak X44, Pretoria, 0001 Faks: 3226325 3220463 3222769 3200919 | PRETORIA | Tel. (012) 310-8911 Private Bag X44, Pretoria, 0001 Fax: 3226325 3220463 3222769 3200919 |
| BLOEMFONTEIN | (051) 477767 | KEMPTON PARK | (011) 3943420/1 |
| DURBAN | (031) 3053904 | KIMBERLEY | (0531) 33965 |
| KAAPSTAD/CAPE TOWN | (021) 4616940 | KLERKSDORP | (018) 24008 |
| | | NELSPRUIT | (01311) 52455/6 |
| | | PIETERSBURG | (01521) 71609 |
| | | PORT ELIZABETH | (041) 523801/2 |

EXPLANATORY NOTES

TABLES 2.2.1 AND 2.2.2

1. As from 1 January 1987 occupations are classified according to the Standard Classification of Occupations, First Edition, 1986.
2. Comparable data for 1986 and previous years are consequently not available for the following occupations:
 - Agricultural engineer
 - Industrial/production engineer
 - Medical specialist
 - Artisan, apprentice and related occupations
- 2.1 Agricultural and industrial/production engineer were previously included in the occupation "engineer, not elsewhere classified".
- 2.2 Medical specialist was previously included in the occupation "medical practitioner".
- 2.3 Artisan, apprentice and related occupations were previously classified with subgroup "production foreman and supervisor, miner and quarry worker, operator, production and related worker".

VERDUIDELIKENDE OPMERKINGS

TABELLE 2.2.1 EN 2.2.2

1. Vanaf 1 Januarie 1987 word beroepe geklassifiseer volgens die standaard-beroepsklassifikasie, Eerste uitgawe, 1986.
2. Vergelykbare gegewens vir 1986 en vroeër jare is gevolglik nie beskikbaar vir die volgende beroepe nie:
 - Landbou-ingenieur
 - Bedryfs-/produksie ingenieur
 - Mediese spesialis
 - Ambagsman-, vakleerling- en verwante beroepe
- 2.1 Landbou- en bedryf/produksie-ingenieur is voorheen by die beroep "ingenieur, nie elders geklassifiseer", ingedeel.
- 2.2 Mediese spesialis is voorheen by die beroep "mediese praktisyn" ingedeel.
- 2.3 Ambagsman-, vakleerling- en verwante beroepe is voorheen by subgroep "produksievoorman en -toesighouer, myn- en steengroefwerker, operateur, produksie- en verwante werker" geklassifiseer.

EXPLANATORY NOTES

TABLES 2.2.1 AND 2.2.2

1. As from 1 January 1987 occupations are classified according to the Standard Classification of Occupations, First Edition, 1986.
2. Comparable data for 1986 and previous years are consequently not available for the following occupations:
 - Agricultural engineer
 - Industrial/production engineer
 - Medical specialist
 - Artisan, apprentice and related occupations
- 2.1 Agricultural and industrial/production engineer were previously included in the occupation "engineer, not elsewhere classified".
- 2.2 Medical specialist was previously included in the occupation "medical practitioner".
- 2.3 Artisan, apprentice and related occupations were previously classified with subgroup "production foreman and supervisor, miner and quarry worker, operator, production and related worker".

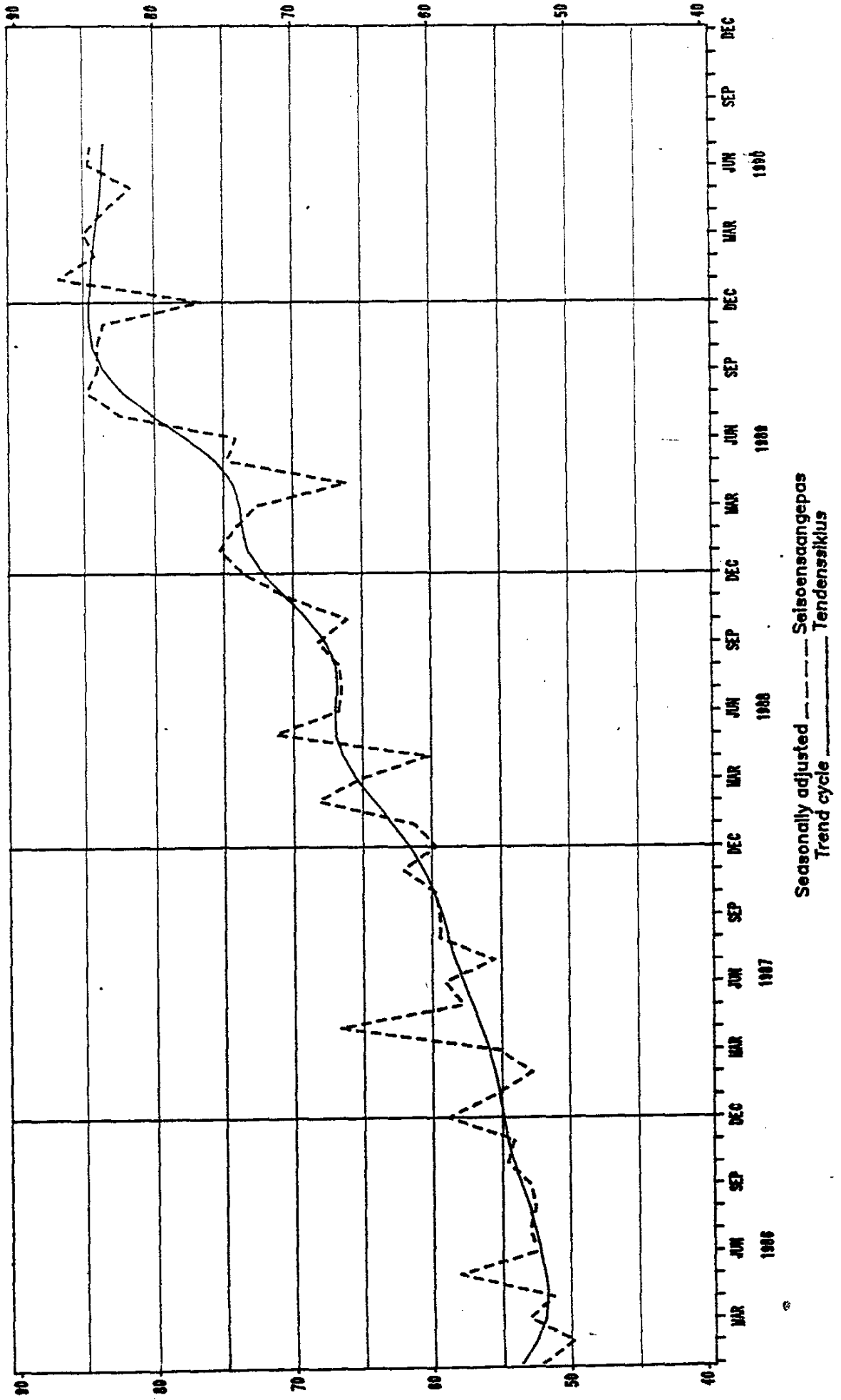
VERDUIDELIKENDE OPMERKINGS

TABELLE 2.2.1 EN 2.2.2

1. Vanaf 1 Januarie 1987 word beroepe geklassifiseer volgens die standaard-beroepsklassifikasie, Eerste uitgawe, 1986.
2. Vergelykbare gegewens vir 1986 en vroeër jare is gevolglik nie beskikbaar vir die volgende beroepe nie:
 - Landbou-ingenieur
 - Bedryfs-/produksie ingenieur
 - Mediese spesialis
 - Ambagsman-, vakleerling- en verwante beroepe
- 2.1 Landbou- en bedryf/produksie-ingenieur is voorheen by die beroep "ingenieur, nie elders geklassifiseer", ingedeel.
- 2.2 Mediese spesialis is voorheen by die beroep "mediese praktisyn" ingedeel.
- 2.3 Ambagsman-, vakleerling- en verwante beroepe is voorheen by subgroep "produksievoorman en -toesighouer, myn- en steengroefwerker, operateur, produksie- en verwante werker" geklassifiseer.

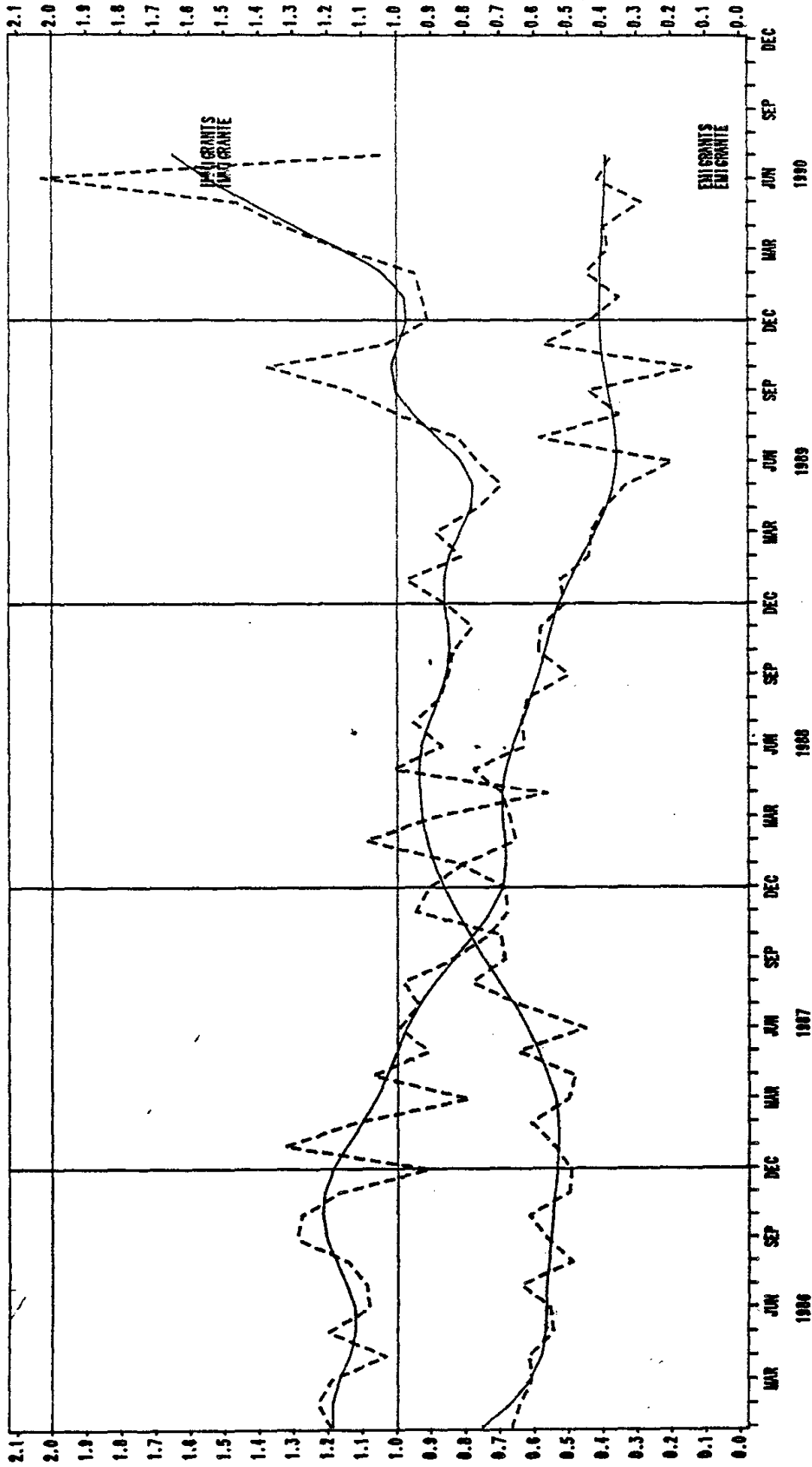
FOREIGN VISITORS : ARRIVALS
THOUSAND

VREEMDE BESOEKERS : AANKOMS
DUISEND



IMMIGRANTS AND EMIGRANTS
THOUSAND

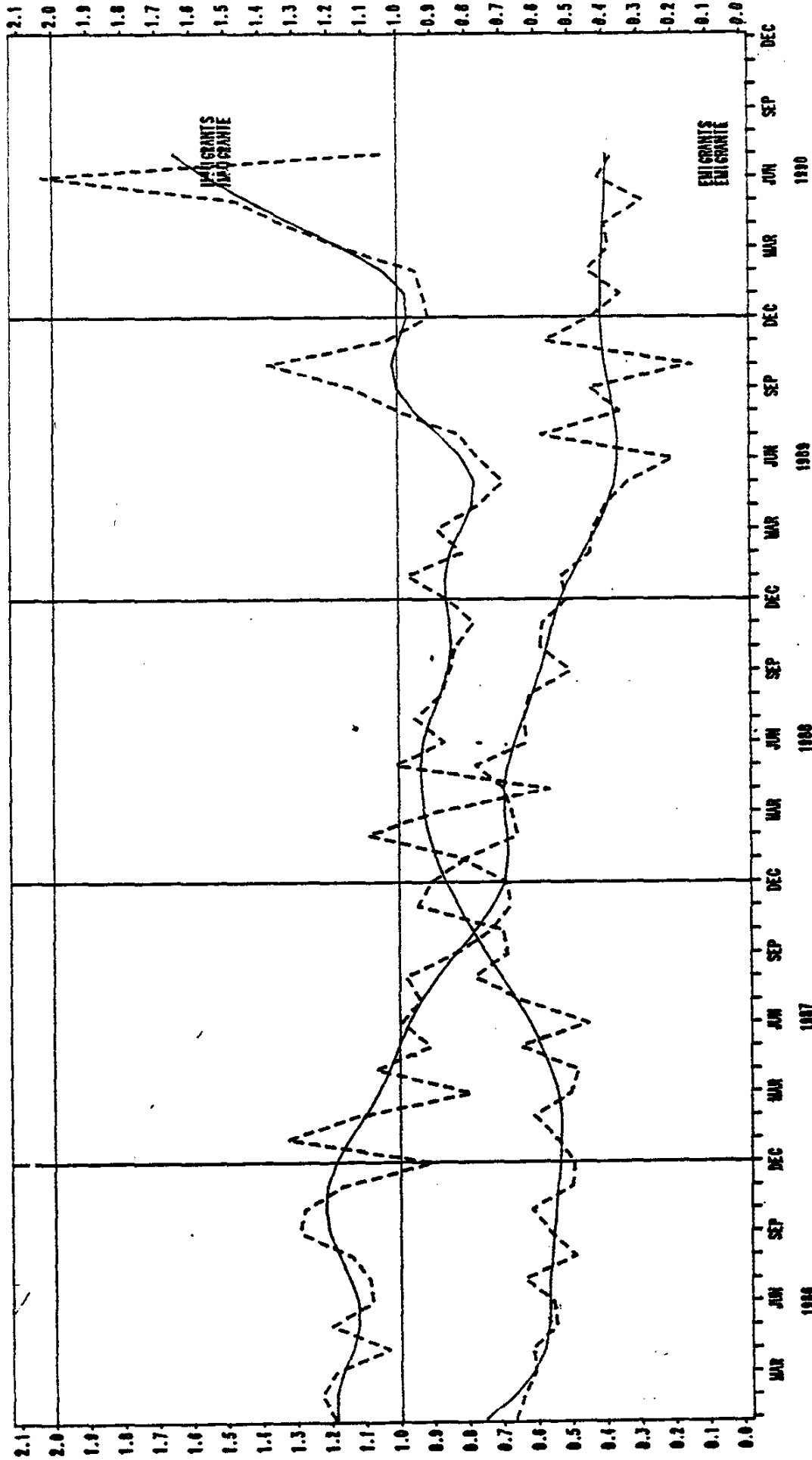
IMMIGRANTE EN EMIGRANTE
DUISEND



Seasonally adjusted ———— Seisoensaangepas
Trend cycle - - - - - Tendenssiklus

IMMIGRANTS AND EMIGRANTS
THOUSAND

IMMIGRANTS EN EMIGRANTE
DUISEND



Seasonally adjusted ----- Seisoensaangepas
 Trend cycle ----- Tendenssiklus

1. TOERISME
1.1 Aankoms en vertrek van vreemde besoekers en Suid-Afrikaanse inwoners
1.1.1 Doel van besoek

1. TOURISM
1.1 Arrivals and departures of foreign visitors and South African residents
1.1.1 Purpose of visit

| Purpose of visit | Jul. | | Jan. - Jul. | | Year - Jaar | | Doel van besoek | |
|--|--------------------------------------|--------------------------------------|---------------------------------------|---------------------------------------|--|--|--|-----------|
| | 1990 | 1989 | 1990 | 1989 | 1989 | 1989 | | |
| | | 157 638 | 145 572 | 922 751 | 845 293 | 1 513 822 | | 1 513 822 |
| (a) ARRIVALS: GRAND TOTAL (1) Foreign visitors - Total . Actual data . Seasonally adjusted data . Business . Holiday, including persons transit . Study South African residents returning | 77 522 84 529 15 292 59 456 | 75 578 82 432 15 919 56 595 | 562 650 112 973 438 397 | 492 408 104 027 375 960 | 930 393 179 269 734 493 | 16 631 583 429 | 16 631 583 429 | |
| (b) DEPARTURES: GRAND TOTAL (1) Foreign visitors (11) South African residents departing temporarily - Total . Business . Holiday . Study | 138 174 71 201 | 109 111 54 401 | 945 382 592 180 | 827 884 510 261 | 1 464 398 895 822 | 1 464 398 895 822 | (b) VERTREK: GROOTTOTAAL (1) Vreemde besoekers (11) Suid-Afrikaanse inwoners wat tydelik vertrek - . Totaal . Besigheid . Vakansie . Studie | |
| | 66 973 13 013 53 493 467 | 54 710 11 358 42 764 588 | 353 202 93 951 256 208 3 043 | 317 623 86 441 227 595 3 587 | 568 576 146 831 415 686 6 059 | 568 576 146 831 415 686 6 059 | | |

1.1.2 Mode of travel

| Arrivals and departures | Total Totaal | Mode of travel - Kyse van reits | | | | Aankoms en vertrek |
|---|-----------------------------|---------------------------------|-------------------|----------------------------|-------------------|--|
| | | Jul. - 1990 - Jul. | | | | |
| | | Air - Lug | Rail - Spoor | Road - Pad | Sea - See | |
| (a) ARRIVALS: (1) Foreign visitors (11) South African residents | 157 638 77 522 80 116 | 96 242 36 911 59 331 | 685 469 216 | 60 079 39 805 20 274 | 632 337 295 | (a) AANKOMS: (1) Vreemde besoekers (11) Suid-Afrikaanse inwoners |
| (b) DEPARTURES: (1) Foreign visitors (11) South African residents | 138 174 71 201 66 973 | 81 452 32 463 48 989 | 880 500 380 | 55 175 37 958 17 217 | 667 280 387 | (b) VERTREK: (1) Vreemde besoekers (11) Suid-Afrikaanse inwoners |

1. TOERISME
 1.2 Vreemde besoekers
 1.2.1 Aankoms volgens land van verblyf en wyse van reis

1. TOURISM
 1.2 Foreign visitors
 1.2.1 Arrivals by country of residence and mode of travel

| Country | Foreign visitors - Vreemde besoekers | | | | | | | | | | Land |
|--------------------|--------------------------------------|--------|--------------------------------|------------|----------|---------|--------------------|---------|-------------|---------------------|------|
| | Jul. | | Mode of travel - Wyse van reis | | | | | | Jan. - Jul. | | |
| | 1989 | 1990 | Air Lug | Rail Spoor | Road Pad | Sea See | Jul. - 1990 - Jul. | | 1989 | 1990 | |
| | | | | | | | 469 | 39 805 | | | |
| GRAND TOTAL | 75 578 | 77 522 | 36 911 | 469 | 39 805 | 337 | | 492 408 | 562 650 | GRAND TOTAAL | |
| AFRIKA: | | | | | | | | | | AFRIKA: | |
| Botswana | 36 525 | 43 233 | 9 433 | 384 | 33 403 | 13 | | 246 542 | 291 645 | Botswana | |
| Kenya | 6 040 | 7 439 | 1 262 | 5 | 6 170 | 2 | | 34 935 | 40 077 | Kenya | |
| Lesotho | 148 | 110 | 84 | - | 26 | - | | 771 | 804 | Lesotho | |
| Malawi | 3 562 | 2 814 | 362 | 3 | 2 449 | - | | 21 090 | 21 691 | Malawi | |
| Mauritius | 1 416 | 1 627 | 922 | 2 | 703 | 2 | | 7 733 | 10 098 | Mauritius | |
| Mozambique | 1 428 | 324 | 290 | - | 32 | - | | 2 686 | 2 791 | Mozambique | |
| Swaziland | 1 586 | 1 950 | 1 063 | 6 | 881 | - | | 9 872 | 13 613 | Swaziland | |
| Zambia | 5 474 | 6 452 | 478 | 7 | 5 967 | - | | 39 336 | 43 273 | Zambia | |
| Zimbabwe | 1 209 | 1 478 | 925 | 2 | 550 | 1 | | 8 128 | 9 937 | Zimbabwe | |
| Other | 14 149 | 18 122 | 2 650 | 357 | 15 115 | - | | 108 794 | 131 001 | Ander | |
| | 2 513 | 6 917 | 1 397 | 2 | 1 510 | 8 | | 13 197 | 18 360 | | |
| ASIA: | | | | | | | | | | ASIA: | |
| Hong Kong | 5 594 | 5 063 | 4 219 | 15 | 699 | 130 | | 26 611 | 30 020 | Hong Kong | |
| India | 351 | 480 | 347 | - | 131 | 2 | | 1 123 | 1 720 | India | |
| Israel | 180 | 134 | 86 | - | 39 | 9 | | 976 | 1 074 | Israel | |
| Japan | 1 771 | 1 547 | 1 444 | 8 | 95 | - | | 9 389 | 8 153 | Japan | |
| Korea | 685 | 494 | 388 | 4 | 42 | 60 | | 2 765 | 3 057 | Korea | |
| Republic of China | 109 | 61 | 38 | - | 15 | 8 | | 431 | 478 | Republiek van Sjina | |
| Other | 1 853 | 1 616 | 1 295 | 1 | 306 | 14 | | 8 565 | 10 667 | Ander | |
| | 645 | 731 | 621 | 2 | 71 | 37 | | 3 362 | 4 871 | | |
| AMERIKAS: | | | | | | | | | | AMERIKAS: | |
| Argentina | 7 120 | 6 116 | 5 201 | 10 | 889 | 16 | | 35 560 | 38 864 | Argentinië | |
| Brazil | 49 | 146 | 133 | - | 12 | 1 | | 509 | 954 | Brazilië | |
| Canada | 358 | 351 | 324 | - | 27 | - | | 1 722 | 1 731 | Kanada | |
| Chile | 991 | 941 | 774 | - | 164 | 3 | | 5 840 | 6 941 | Chili | |
| Colombia | 106 | 68 | 67 | - | 4 | - | | 718 | 697 | Kolombië | |
| Mexico | 17 | 7 | 3 | - | 4 | - | | 121 | 89 | Meksiko | |
| Paraguay | 24 | 38 | 38 | - | - | - | | 99 | 122 | Paraguay | |
| Peru | 47 | 8 | 8 | - | - | - | | 105 | 92 | Peru | |
| Uruguay | 22 | 12 | 4 | - | 6 | 2 | | 80 | 87 | Uruguay | |
| USA | 36 | 29 | 26 | - | 1 | 2 | | 109 | 199 | VSA | |
| Venezuela | 5 395 | 4 478 | 3 791 | 10 | 670 | 7 | | 25 890 | 27 603 | Venezuela | |
| Other | 30 | 14 | 12 | - | 2 | 1 | | 155 | 127 | Ander | |
| | 45 | 24 | 21 | - | 2 | 2 | | 212 | 222 | | |

1. TOURISME
 1.2 Vreemde besoekers
 1.2.1 Aankoms volgens land van verblyf en wyse van reis

1. TOURISM
 1.2 Foreign visitors
 1.2.1 Arrivals by country of residence and mode of travel

| Country | Foreign visitors - Vreemde besoekers | | | | | | | | | | Land | |
|--------------------|--------------------------------------|--------|--------------------------------|------|------------|------|----------|-------------|---------|------------|------|------|
| | Jul. | | Mode of travel - wyse van reis | | | | | Jan. - Jul. | | GROTTOTAAL | | |
| | 1989 | 1990 | Air Lug | | Rail Spoor | | Road Pad | | Sea See | | | |
| | | | 1989 | 1990 | 1989 | 1990 | 1989 | 1990 | 1989 | | | 1990 |
| GRAND TOTAL | 75 578 | 77 522 | 36 911 | 469 | 39 805 | 337 | 492 408 | 562 650 | | | | |
| AFRIKA: | | | | | | | | | | | | |
| Botswana | 36 525 | 43 233 | 9 433 | 394 | 33 403 | 13 | 246 542 | 291 645 | | | | |
| Kenya | 6 040 | 7 439 | 1 262 | 5 | 6 170 | 2 | 34 935 | 40 077 | | | | |
| Lesotho | 148 | 110 | 84 | - | 26 | - | 771 | 804 | | | | |
| Malawi | 3 562 | 2 814 | 362 | 3 | 2 449 | - | 21 090 | 21 691 | | | | |
| Mauritius | 1 416 | 1 627 | 922 | 2 | 703 | - | 7 733 | 10 098 | | | | |
| Mozambique | 428 | 324 | 290 | - | 32 | 2 | 2 686 | 2 791 | | | | |
| Swaziland | 1 586 | 1 950 | 1 063 | 6 | 881 | - | 9 872 | 13 613 | | | | |
| Zambia | 5 474 | 6 452 | 478 | 7 | 5 967 | - | 39 336 | 43 273 | | | | |
| Zimbabwe | 1 209 | 1 478 | 925 | 2 | 550 | 1 | 8 128 | 9 937 | | | | |
| Other | 14 149 | 18 122 | 2 650 | 357 | 15 115 | - | 108 794 | 131 001 | | | | |
| | 2 513 | 6 917 | 1 397 | 2 | 1 510 | 8 | 13 197 | 18 360 | | | | |
| ASIA: | | | | | | | | | | | | |
| Hong Kong | 5 594 | 5 063 | 4 219 | 15 | 699 | 130 | 26 611 | 30 020 | | | | |
| India | 351 | 480 | 347 | - | 131 | 2 | 1 123 | 1 720 | | | | |
| Israel | 180 | 134 | 86 | - | 39 | 9 | 976 | 1 074 | | | | |
| Japan | 1 771 | 1 547 | 1 444 | 8 | 95 | - | 9 389 | 8 153 | | | | |
| Korea | 685 | 494 | 388 | 4 | 42 | 60 | 2 765 | 3 057 | | | | |
| Republic of China | 109 | 61 | 38 | - | 15 | 8 | 431 | 478 | | | | |
| Other | 1 853 | 1 616 | 1 295 | 1 | 306 | 14 | 8 565 | 10 567 | | | | |
| | 645 | 731 | 621 | 2 | 71 | 37 | 3 362 | 4 871 | | | | |
| AMERICAS: | | | | | | | | | | | | |
| Argentina | 7 120 | 6 116 | 5 201 | 10 | 889 | 16 | 35 560 | 38 864 | | | | |
| Brazil | 49 | 146 | 133 | - | 12 | - | 509 | 954 | | | | |
| Canada | 358 | 351 | 324 | - | 27 | - | 1 722 | 1 731 | | | | |
| Chile | 991 | 941 | 774 | - | 164 | 3 | 5 840 | 6 941 | | | | |
| Colombia | 106 | 68 | 67 | - | 1 | - | 718 | 697 | | | | |
| Mexico | 17 | 7 | 3 | - | 4 | - | 121 | 89 | | | | |
| Paraguay | 24 | 38 | 38 | - | - | - | 99 | 122 | | | | |
| Peru | 47 | 8 | 8 | - | - | - | 105 | 92 | | | | |
| Uruguay | 22 | 12 | 4 | - | 6 | 2 | 80 | 87 | | | | |
| USA | 36 | 29 | 26 | - | 1 | 2 | 109 | 199 | | | | |
| Venezuela | 5 395 | 4 478 | 3 791 | 10 | 670 | 7 | 25 890 | 27 603 | | | | |
| Other | 30 | 14 | 12 | - | 2 | - | 155 | 127 | | | | |
| | 45 | 24 | 21 | - | 2 | 1 | 212 | 222 | | | | |

1. TOURISME
 1.2 Vreemde besoekers
 1.2.1 Aankoms volgens land van verblyf en wyse van reis (afgesluit)

1. TOURISM
 1.2 Foreign visitors
 1.2.1 Arrivals by country of residence and mode of travel (concluded)

| Country | Foreign visitors - Vreemde besoekers | | | | | | | | | | | | Land |
|--------------------|--------------------------------------|--------|--------------------------------|------------|----------|---------|---------|---------|-------------------------|--|------|--|------|
| | Jul. | | Mode of travel - Wyse van reis | | | | | | Jan. - Jul. | | 1990 | | |
| | 1989 | 1990 | Atr Lug | Ratl Spoor | Road Pad | Sea See | 1989 | 1990 | | | | | |
| | | | | | | | | | Jul. - 1990 Jul. | | | | |
| EUROPE: | 24 738 | 21 558 | 16 951 | 50 | 4 383 | 174 | 170 737 | 189 276 | EUROPA: | | | | |
| Austria | 686 | 687 | 539 | 2 | 146 | - | 4 324 | 4 905 | Oostenryk | | | | |
| Belgium | 1 059 | 1 231 | 962 | 2 | 266 | 1 | 5 027 | 5 597 | België | | | | |
| Denmark | 164 | 119 | 75 | - | 43 | 1 | 978 | 1 050 | Denemarke | | | | |
| Finland | 65 | 66 | 47 | - | 18 | 1 | 545 | 950 | Finland | | | | |
| France | 1 461 | 1 517 | 1 280 | 2 | 235 | - | 9 115 | 11 647 | Frankryk | | | | |
| Greece | 440 | 280 | 230 | 8 | 13 | 29 | 2 555 | 2 529 | Griekeland | | | | |
| Ireland | 405 | 293 | 167 | - | 125 | 1 | 2 159 | 2 552 | Ierland | | | | |
| Italy | 1 270 | 1 106 | 989 | - | 114 | 3 | 7 825 | 7 548 | Italië | | | | |
| Luxemburg | 34 | 41 | 33 | - | 8 | - | 190 | 251 | Luxemburg | | | | |
| Netherlands | 1 417 | 1 384 | 1 079 | - | 293 | 12 | 7 812 | 8 678 | Nederland | | | | |
| Norway | 101 | 103 | 67 | - | 8 | 28 | 690 | 811 | Noorweë | | | | |
| Portugal | 1 026 | 511 | 444 | - | 55 | 12 | 5 156 | 5 003 | Portugal | | | | |
| Spain | 493 | 311 | 254 | 4 | 35 | 18 | 2 961 | 2 721 | Spanje | | | | |
| Sweden | 141 | 161 | 93 | 2 | 66 | - | 1 343 | 1 390 | Swede | | | | |
| Switzerland | 1 412 | 1 183 | 937 | 7 | 239 | - | 9 143 | 10 798 | Switserland | | | | |
| UK | 8 199 | 7 173 | 5 767 | 21 | 1 352 | 33 | 68 912 | 73 753 | VK | | | | |
| West-Germany | 6 013 | 5 047 | 3 707 | 2 | 1 328 | 10 | 39 952 | 45 663 | Wes-Duitsland | | | | |
| Other | 352 | 345 | 281 | - | 39 | 25 | 2 050 | 3 430 | Ander | | | | |
| OCEANIA: | 1 460 | 1 433 | 1 051 | 10 | 370 | 2 | 10 097 | 11 945 | OSEANIë: | | | | |
| Australia | 1 185 | 1 154 | 859 | 8 | 286 | 1 | 8 222 | 9 795 | Australië | | | | |
| New Zealand | 271 | 276 | 189 | 2 | 84 | 1 | 1 864 | 2 122 | Nieu-See land | | | | |
| Other | 4 | 3 | 3 | - | - | - | 11 | 28 | Ander | | | | |
| UNSPECIFIED | 141 | 119 | 56 | - | 61 | 2 | 2 861 | 900 | ONGESPESIFISEERD | | | | |

1. TOERISME
 1.3 Suid-Afrikaanse inwoners
 1.3.1 Vertrek volgens land van bostom-
 ming en wyse van reis

1. TOURISM
 1.3 South African residents
 1.3.1 Departures by country of destination
 and mode of travel

| Country | South African residents - Suid-Afrikaanse inwoners | | | | | | | | | | Land |
|--------------------|--|--------------------|--------------------------------|-------|--------|-----|---------|---------|-------------|--|---------------------|
| | Jul. | | Mode of travel - Wyse van reis | | | | | | Jan. - Jul. | | |
| | 1989 | 1990 | Air | Rail | Road | Sea | 1989 | 1990 | | | |
| | | | Lug | Spoor | Pad | See | | | | | |
| | | Jul. - 1990 - Jul. | | | | | | | | | |
| GRAND TOTAL | 54 710 | 66 973 | 48 989 | 380 | 17 217 | 387 | 317 623 | 353 202 | | | GROOTTOTAAL |
| AFRICA: | | | | | | | | | | | AFRIKA: |
| Botswana | 26 919 | 31 425 | 13 888 | 377 | 17 114 | 46 | 150 880 | 174 578 | | | Botswana |
| Kenya | 3 530 | 5 257 | 3 055 | 97 | 2 105 | - | 23 158 | 30 040 | | | Kenia |
| Lesotho | 42 | 27 | 26 | - | 1 | - | 462 | 356 | | | Lesotho |
| Malawi | 1 233 | 1 211 | 181 | - | 1 030 | - | 7 777 | 7 816 | | | Malawi |
| Mauritius | 909 | 1 057 | 1 004 | - | 53 | - | 5 487 | 5 682 | | | Mauritius |
| Mozambique | 2 536 | 3 044 | 3 044 | - | - | - | 19 904 | 20 205 | | | Mosambiek |
| Swaziland | 901 | 1 619 | 1 464 | - | 114 | 41 | 6 512 | 8 641 | | | Swaziland |
| Zambia | 6 410 | 4 466 | 642 | - | 3 819 | 5 | 30 235 | 27 728 | | | Zambië |
| Zimbabwe | 406 | 494 | 465 | - | 29 | - | 2 510 | 3 218 | | | Zimbabwe |
| Other | 8 985 | 12 952 | 2 870 | 280 | 9 802 | - | 47 572 | 62 661 | | | Ander |
| | 1 967 | 1 298 | 1 137 | - | 161 | - | 7 263 | 8 231 | | | |
| | 2 571 | 3 093 | 3 083 | - | 1 | 9 | 26 338 | 25 427 | | | ASIA: |
| Hong Kong | 317 | 415 | 415 | - | - | - | 3 947 | 3 091 | | | Hong Kong |
| India | 77 | 120 | 120 | - | - | - | 1 711 | 1 336 | | | Indië |
| Israel | 1 479 | 1 338 | 1 338 | - | - | - | 8 975 | 8 487 | | | Israel |
| Japan | 80 | 152 | 144 | - | - | 8 | 774 | 637 | | | Japan |
| Korea | 1 | 11 | 11 | - | - | - | 72 | 63 | | | Korea |
| Republic of China | 324 | 658 | 658 | - | - | - | 3 131 | 3 877 | | | Republiek van Sjina |
| Other | 293 | 399 | 397 | - | 1 | 1 | 7 728 | 7 936 | | | Ander |
| | 1 928 | 2 243 | 2 222 | 3 | 2 | 16 | 12 884 | 12 834 | | | AMERIKAS: |
| Argentina | 21 | 15 | 15 | - | - | - | 157 | 167 | | | Argentinië |
| Brazil | 354 | 671 | 668 | - | - | 3 | 2 712 | 3 226 | | | Brazilië |
| Canada | 208 | 181 | 181 | - | - | - | 1 012 | 987 | | | Kanada |
| Chile | 11 | 29 | 29 | - | - | - | 168 | 171 | | | Chili |
| Colombia | 3 | 1 | 1 | - | - | - | 6 | 12 | | | Colombia |
| Mexico | - | - | - | - | - | - | 5 | 10 | | | Mexiko |
| Paraguay | 3 | 12 | 12 | - | - | - | 23 | 34 | | | Paraguay |
| Peru | 2 | - | - | - | - | - | 8 | 7 | | | Peru |
| USA | 1 316 | 1 324 | 1 309 | - | 2 | 13 | 8 705 | 8 150 | | | USA |
| Venezuela | 1 | 2 | 2 | - | - | - | 10 | 10 | | | Venezuela |
| Other | 9 | 8 | 5 | 3 | - | - | 78 | 60 | | | Ander |

1. TOURISME
1.3 Suid-Afrikaanse Inwoners
1.3.1 Vertrek volgens land van bostam-
ming en wyse van reis

1. TOURISM
1.3 South African residents
1.3.1 Departures by country of destination
and mode of travel

| Country | South African residents - Suid-Afrikaanse inwoners | | | | | | | | | | Land |
|--------------------|--|--------|--------------------------------|---------------|-------------|------------|---------|---------|-------------|--|------|
| | Jul. | | Mode of travel - wyse van reis | | | | | | Jan. - Jul. | | |
| | 1989 | 1990 | Air Lug | Rail Spoor | Road Pad | Sea See | 1989 | 1990 | | | |
| GRAND TOTAL | 54 710 | 66 973 | 48 989 | 380 | 17 217 | 387 | 317 623 | 353 202 | | | |
| AFRICA: | | | | | | | | | | | |
| Botswana | 26 919 | 31 425 | 13 888 | 377 | 17 114 | 46 | 150 880 | 174 578 | | | |
| Kenya | 3 530 | 5 257 | 3 055 | 97 | 2 105 | - | 23 158 | 30 040 | | | |
| Lesotho | 42 | 27 | 26 | - | 1 | - | 462 | 356 | | | |
| Malawi | 1 233 | 1 211 | 181 | - | 1 030 | - | 7 777 | 7 816 | | | |
| Mauritius | 909 | 1 057 | 1 004 | - | 53 | - | 5 487 | 5 682 | | | |
| Mozambique | 2 536 | 3 044 | 3 044 | - | - | - | 19 904 | 20 205 | | | |
| Swaziland | 501 | 1 619 | 1 464 | - | 114 | 41 | 6 512 | 8 641 | | | |
| Zambia | 6 410 | 4 466 | 642 | - | 3 819 | 5 | 30 235 | 27 728 | | | |
| Zimbabwe | 406 | 494 | 465 | - | 29 | - | 2 510 | 3 218 | | | |
| Other | 8 985 | 12 952 | 2 870 | 280 | 9 802 | - | 47 572 | 62 661 | | | |
| | 1 967 | 1 298 | 1 137 | - | 161 | - | 7 263 | 8 231 | | | |
| | 2 571 | 3 093 | 3 083 | - | 1 | 9 | 26 338 | 25 427 | | | |
| | 317 | 415 | 415 | - | - | - | 3 947 | 3 091 | | | |
| | 77 | 120 | 120 | - | - | - | 1 711 | 1 336 | | | |
| | 1 479 | 1 338 | 1 338 | - | - | - | 8 975 | 8 487 | | | |
| | 1 | 80 | 144 | - | - | 8 | 774 | 637 | | | |
| | 1 | 11 | 11 | - | - | - | 72 | 63 | | | |
| | 324 | 658 | 658 | - | - | - | 3 131 | 3 877 | | | |
| | 293 | 399 | 397 | - | 1 | 1 | 7 728 | 7 936 | | | |
| ASIA: | | | | | | | | | | | |
| Hong Kong | 1 928 | 2 243 | 2 222 | 3 | 2 | 16 | 12 884 | 12 834 | | | |
| India | 21 | 15 | 15 | - | - | - | 157 | 167 | | | |
| Israel | 354 | 671 | 668 | - | - | 3 | 2 712 | 3 226 | | | |
| Japan | 208 | 181 | 181 | - | - | - | 1 012 | 987 | | | |
| Korea | 11 | 29 | 29 | - | - | - | 168 | 171 | | | |
| Republic of China | 3 | 1 | 1 | - | - | - | 6 | 12 | | | |
| Other | - | 12 | 12 | - | - | - | 5 | 10 | | | |
| | 3 | 3 | 3 | - | - | - | 23 | 34 | | | |
| | 2 | - | - | - | - | - | 8 | 7 | | | |
| | 1 316 | 1 324 | 1 309 | - | 2 | 13 | 8 705 | 8 150 | | | |
| | 1 | 2 | 2 | - | - | - | 10 | 10 | | | |
| | 9 | 8 | 5 | 3 | - | - | 78 | 60 | | | |
| AMERICAS: | | | | | | | | | | | |
| Argentina | | | | | | | | | | | |
| Brazil | | | | | | | | | | | |
| Canada | | | | | | | | | | | |
| Chile | | | | | | | | | | | |
| Colombia | | | | | | | | | | | |
| Mexico | | | | | | | | | | | |
| Paraguay | | | | | | | | | | | |
| Peru | | | | | | | | | | | |
| USA | | | | | | | | | | | |
| Venezuela | | | | | | | | | | | |
| Other | | | | | | | | | | | |

1. TOERISME
 1.3 Suid-Afrikaanse inwoners
 1.3.1 Vertrek volgens land van verblyf
 en wyse van reis (afgesluit)

1. TOURISM
 1.3 South African residents
 1.3.1 Departures by country of destination
 and mode of travel (concluded)

| Country | South African residents - Suid-Afrikaanse inwoners | | | | | | | | | | Land |
|--------------------|--|--------|--------------------------------|---------------|-------------|------------|---------|-------------|--------------------|------|-------------------------|
| | Jul. | | Mode of travel - Wyse van reis | | | | | Jan. - Jul. | | 1990 | |
| | 1989 | 1990 | Air Lug | Rail Spoor | Road Pad | Sea See | 1989 | 1990 | | | |
| | | | | | | | | | Jul. - 1990 - Jul. | | |
| EUROPE: | 22 060 | 29 415 | 29 332 | - | 5 | 78 | 116 859 | 134 519 | | | EUROPA: |
| Austria | 130 | 259 | 259 | - | - | - | 1 414 | 1 529 | | | Oostenryk |
| Belgium | 634 | 637 | 633 | - | - | 4 | 3 094 | 3 544 | | | België |
| France | 684 | 1 115 | 1 115 | - | - | - | 4 752 | 5 968 | | | Frankryk |
| Greece | 1 661 | 2 372 | 2 372 | - | - | - | 6 536 | 7 746 | | | Griekeland |
| Italy | 1 103 | 1 620 | 1 619 | - | 1 | - | 6 011 | 6 785 | | | Italië |
| Luxemburg | 450 | 590 | 590 | - | - | - | 2 146 | 2 714 | | | Luxemburg |
| Netherlands | 935 | 1 121 | 1 121 | - | - | - | 5 162 | 6 208 | | | Nederland |
| Portugal | 2 978 | 4 347 | 4 346 | - | - | 1 | 9 943 | 13 927 | | | Portugal |
| Spain | 100 | 138 | 138 | - | - | - | 541 | 499 | | | Spanje |
| Switzerland | 1 058 | 1 349 | 1 348 | - | 1 | - | 6 987 | 7 547 | | | Switserland |
| UK | 9 654 | 12 045 | 11 971 | - | 3 | 71 | 53 586 | 58 514 | | | VK |
| West Germany | 2 415 | 3 329 | 3 327 | - | - | 2 | 15 628 | 17 811 | | | Wes-Duitsland |
| Other | 258 | 493 | 493 | - | - | - | 1 059 | 1 727 | | | Ander |
| OCEANIA: | 239 | 271 | 271 | - | - | - | 2 645 | 2 659 | | | OSEANIE: |
| Australia | 213 | 232 | 232 | - | - | - | 2 359 | 2 350 | | | Australië |
| New Zealand | 26 | 39 | 39 | - | - | - | 280 | 306 | | | Nieu-See land |
| Other | - | - | - | - | - | - | 6 | 3 | | | Ander |
| UNSPECIFIED | 993 | 526 | 193 | - | 95 | 238 | 8 017 | 3 185 | | | ONGESPESIFISEERD |

2. MIGRASIE
2.1 Immigrante en emigrante
2.1.1 Opsommingstabel

| Immigrante en emigrante | Jul. | | Jan. - Jul. | | Year/Jaar | |
|---|----------------|------------|-------------|-------------|--------------|--------------|
| | 1990 | 1989 | 1990 | 1989 | 1989 | 1989 |
| (a) IMMIGRANTS: GROOTTOTAAL . Actueel data . Seisoensaangepaste gegewens (1) Persons who arrived as approved immigrants (11) Persons who after arrival as visitors were approved as immigrants | 1 135 1 047 | 896 820 | 8 409 .. | 5 612 .. | 11 270 .. | 11 270 .. |
| (b) EMIGRANTS . Actueel data . Seisoensaangepaste gegewens | 336 | 314 | 2 600 | 1 875 | 3 798 | 3 798 |
| (c) NET GAIN/LOSS | 799 | 582 | 5 809 | 3 737 | 7 472 | 7 472 |
| | 412 373 | 646 583 | 2 790 .. | 3 115 .. | 4 911 .. | 4 911 .. |
| | +723 | +250 | +5 619 | +2 497 | +6 359 | +6 359 |

2. MIGRASIE
2.1 Immigrante en emigrante
2.1.2 Wyse van reis

| Immigrante en emigrante | Total Totaal | Mode of travel - Wyse van reis | | | |
|--------------------------|-----------------|--------------------------------|--------------|------------|-----------|
| | | Air - Lug | Rail - Spoor | Road - Pad | Sea - See |
| | | Jul. - 1990 Jul. | | | |
| (a) Immigrants 1/ | 336 | 312 | - | 24 | - |
| (b) Emigrants | 412 | 394 | - | 17 | 1 |

.. Not applicable/Nie van toepassing nie.

1/ Persons who arrived as approved immigrants/Persons wat as goedgekeurde immigrante aangekom het.

2. MIGRASIE
2.2 Migrante volgens beroepe
2.2.1 Immigrante

| | Immigrants | | Jan. - Jul. | | Year/jaar |
|---|------------|------|----------------|-------|-----------|
| | Jul. | | 1989 | | |
| | 1990 | 1989 | 1990 | 1989 | |
| GRAND TOTAL | 1 135 | 896 | 8 409 | 5 612 | 11 270 |
| TOTAL - ECONOMICALLY ACTIVE | 539 | 395 | 3 832 | 2 471 | 5 093 |
| Professional, semi-professional and technical occupations - Total | 171 | 111 | 1 040 | 688 | 1 410 |
| Engineers and related technologists | 58 | 26 | 320 | 175 | 380 |
| Industrial/Production | 1 | 1 | 15 | 10 | 23 |
| Chemical | - | 1 | 5 | 5 | 18 |
| Electrical and related | 9 | 8 | 60 | 46 | 109 |
| Agricultural | 8 | 4 | 45 | 21 | 2 |
| Mechanical | - | 4 | 2 | 2 | 46 |
| Metallurgical | - | - | 2 | 4 | 8 |
| Mining | 1 | 1 | 8 ^a | 5 | 14 |
| Civil and related | 13 | 1 | 59 | 13 | 36 |
| Engineers n.e.c. | 26 | 10 | 124 | 69 | 124 |
| Medical practitioner | 15 | 3 | 57 | 26 | 56 |
| Medical specialist | - | - | 5 | 5 | 13 |
| Dental professions | 1 | - | 6 | 4 | 4 |
| Education and related occupations | 9 | 9 | 64 | 57 | 108 |
| Accountant and related accounting occupations | 7 | 12 | 61 | 44 | 85 |
| Other | 81 | 61 | 527 | 377 | 764 |
| Managerial, executive and administrative occupations | 54 | 47 | 496 | 334 | 693 |
| Clerical and sales occupations | 142 | 114 | 1 051 | 632 | 1 324 |
| Transport, delivery and communications occupations | 5 | 1 | 25 | 10 | 30 |
| Service occupations | 28 | 15 | 155 | 89 | 188 |
| Farming and related occupations | 2 | 3 | 42 | 32 | 58 |
| Artisan, apprentice and related occupations | 96 | 58 | 671 | 357 | 829 |
| Production foreman and supervisor, miner and quarry worker, operator, production and related worker | 20 | 16 | 172 | 97 | 196 |
| Occupation unspecified and n.e.c. | 21 | 30 | 180 | 232 | 365 |

GROOTTOTAAL

TOTAAL - EKONOMIES BEDRYWIG

Professionele, semi-professionele en tegniese beroepe - totaal
Ingenieurs- en verwante tegnologie
Bedryf/Produkste
Chemies
Elektries en verwant
Landbou
Meganies/Werktuigkundig
Metallurgies
Myrbou
Siviel en verwant
Ingenieurs n.e.g.
Mediese praktisyen
Mediese spesialis
Tandheelkundige beroepe
Onderwys- en verwante beroepe
Rekenmeester- en verwante rekeningkundige beroepe
Ander

Bestuurs-, uitsvoerende en administratiewe beroepe

Klerklike en verkoopsberoepe

Vervoer-, aflewering- en kommunikasieberoepe

Diensberoepe

Boerdery- en verwante beroepe

Ambagsman-, vakleerling- en verwante beroepe

Produksievoorman en -toesighouer, myn- en steengroefwerker, operateur, produksie- en verwante werker

Beroep ongespesifiseerd en n.e.g.

2. MIGRATION
 2.2 Migrants by occupations
 2.2.1 Immigrants (concluded)

| Immigrants | Jul. | | Jan. - Jul. | | Year/Jaar |
|---------------------------------|------------|------|-------------|-------|-----------|
| | 1990 | 1989 | 1990 | 1989 | |
| | Immigrante | | | | |
| TOTAL - NOT ECONOMICALLY ACTIVE | 596 | 501 | 4 577 | 3 141 | 6 177 |
| House-keeping | 242 | 189 | 1 824 | 1 190 | 2 424 |
| Child - not scholar | 76 | 86 | 650 | 554 | 929 |
| Scholar/Student | 180 | 125 | 1 371 | 847 | 1 754 |
| Labour disabled | 29 | 12 | 137 | 61 | 101 |
| Pensioner | 67 | 89 | 589 | 487 | 960 |
| Not economically active n.e.c. | 2 | - | 6 | 2 | 9 |
| TOTAAL - NIE-EKONOMIES BEDRYWIG | | | | | |
| Tuisteskepper | | | | | |
| Kind - nie skoolier | | | | | |
| Skoolier/Student | | | | | |
| Arbeidsongeskikte | | | | | |
| Pensionaris | | | | | |
| Nie-ekonomies bedrywig n.e.g. | | | | | |

2. MIGRASIE
2.2 Migrante volgens beroep
2.2.1 Immigrante (afgesluit)

2. MIGRATION
2.2 Migrants by occupations
2.2.1 Immigrants (concluded)

| Immigrants | Immigrante | | | | |
|---------------------------------|------------|------|-------------|-------|-----------|
| | Jul. | | Jan. - Jul. | | Year/Jaar |
| | 1990 | 1989 | 1990 | 1989 | |
| TOTAL - NOT ECONOMICALLY ACTIVE | 596 | 501 | 4 577 | 3 141 | 6 177 |
| House-keeping | 242 | 189 | 1 824 | 1 190 | 2 424 |
| Child - not scholar | 76 | 86 | 650 | 554 | 929 |
| Scholar/Student | 180 | 125 | 1 371 | 847 | 1 754 |
| Labour disabled | 29 | 12 | 137 | 61 | 101 |
| Pensioner | 67 | 89 | 589 | 487 | 960 |
| Not economically active n.e.c. | 2 | - | 6 | 2 | 9 |
| TOTAAL - NIE-EKONOMIES BEDRYWIG | | | | | |
| Tuisteskepper | | | | | |
| Kind - nie skoolter | | | | | |
| Skoolter/Student | | | | | |
| Arbeidsongeskikte | | | | | |
| Pensionaris | | | | | |
| Nie-ekonomies bedrywig n.e.g. | | | | | |

2. MIGRASIE
2.2 Migrante volgens beroepe
2.2.2 Emigrante

2. MIGRATION
2.2 Migrants by occupations
2.2.2 Emigrants

| Emigrants | Jul. | | Jan. - Jul. | | Year/Jaar | | Emigrante |
|---|------|------|-------------|-------|-----------|------|---|
| | 1990 | 1989 | 1990 | 1989 | 1989 | 1989 | |
| | | | | | | | |
| GRAND TOTAL | 412 | 646 | 2 790 | 3 115 | 4 911 | | GROOTTOTAAL |
| TOTAL - ECONOMICALLY ACTIVE | 193 | 334 | 1 450 | 1 430 | 2 372 | | TOTAAL - EKONOMIES BEDRYWIG |
| Professional, semi-professional and technical occupations - Total | 83 | 162 | 601 | 644 | 1 043 | | Professionele, semi-professionele en tegniese beroepe - Totaal |
| Engineers and related technologists | 27 | 39 | 140 | 148 | 229 | | Ingenieurs- en verwante tegnoloe |
| Industrial/Production | 1 | 2 | 4 | 6 | 12 | | Bedryf/Produksie |
| Chemical | 1 | 1 | 5 | 6 | 9 | | Chemies |
| Electrical and related | 5 | 8 | 30 | 32 | 53 | | Elektries en verwant |
| Agricultural | - | - | 7 | - | - | | Landbou |
| Mechanical | - | - | - | - | - | | Meganies/Merktuigkundig |
| Metallurgical | - | - | - | - | - | | Metallurgies |
| Mining | - | - | 6 | 5 | 8 | | Mynbou |
| Civil and related | 5 | 7 | 24 | 16 | 24 | | Siviel en verwant |
| Engineers n.e.c. | 15 | 17 | 64 | 73 | 111 | | Ingenieurs n.e.g. |
| Medical practitioner | 3 | 9 | 14 | 28 | 32 | | Mediese praktisyn |
| Medical specialist | 2 | - | 5 | 3 | 4 | | Mediese spesialis |
| Dental professions | - | - | - | 2 | 4 | | Tandheelkundige beroepe |
| Education and related occupations | 15 | 20 | 97 | 79 | 153 | | Onderwys- en verwante beroepe |
| Accountant and related accounting occupations | 4 | 15 | 38 | 72 | 111 | | Rekenmeester- en verwante rekeningkundige beroepe |
| Other | 32 | 79 | 307 | 312 | 510 | | Ander |
| Managerial, executive and administrative occupations | 18 | 30 | 141 | 126 | 217 | | Bestuurs-, uitvoerende en administratiewe beroepe |
| Clerical and sales occupations | 41 | 72 | 333 | 306 | 498 | | Klerklike en verkoopsberoepe |
| Transport, delivery and communications occupations | 4 | 3 | 13 | 9 | 18 | | Vervoer-, aflewering- en kommunikasieberoepe |
| Service occupations | 7 | 8 | 37 | 33 | 53 | | Diensberoepe |
| Farming and related occupations | - | 1 | 3 | 8 | 18 | | Boerdery- en verwante beroepe |
| Artisan, apprentice and related occupations | 28 | 32 | 203 | 151 | 288 | | Ambagsman-, vakleerling- en verwante beroepe |
| Production foreman and supervisor, miner and quarry worker, operator, production and related worker | 9 | 11 | 53 | 29 | 49 | | Produksievoorman en toesighouer, myn- en steengroefwerker, operateur, produksie- en verwante werker |
| Occupation unspecified and n.e.c. | 3 | 15 | 66 | 124 | 188 | | Beroep ongespesifiseerd en n.e.g. |

2. MIGRATION
 2.2 Migrants by occupations 2.2.1.
 2.2.2 Emigrants (concluded)

2. MIGRASIE
 2.2 Migrante volgens beroepe 2.2.1.
 2.2.2 Emigrante (afgesluit)

| Emigrants | Jul. | | Jan. - Jul. | | Year/Jaar | | Emigrante |
|--------------------------------|---------------------------------|------|-------------|-------|-----------|-------|-------------------------------|
| | 1990 | 1989 | 1990 | 1989 | 1989 | 1989 | |
| | TOTAL - NOT ECONOMICALLY ACTIVE | 219 | 312 | 1 340 | 1 685 | 2 539 | |
| House-keeping | 96 | 137 | 636 | 517 | 904 | | Tuisteskepper |
| Child - not scholar | 13 | 82 | 115 | 601 | 609 | | Kind - nie skoolier |
| Scholar/Student | 80 | 61 | 398 | 381 | 743 | | Skoolier/Student |
| Labour disabled | - | 1 | 3 | 1 | 3 | | Arbeidsongeskikte |
| Pensioner | 30 | 31 | 188 | 185 | 266 | | Pensionaris |
| Not economically active n.e.c. | - | - | - | - | 14 | | Nie-ekonomies bedrywig n.e.g. |

| 2. MIGRATION 2.2 Migrants by occupations 2.2.1. 2.2.2 Emigrants (concluded) | 2. MIGRASIE 2.2 Migrante volgens beroep 2.2.1. 2.2.2 Emigrante (afgesluit) | | | | |
|---|--|------|-------------|-------|-----------|
| | Emigrants | | Emigrante | | |
| | Emigrants | | Emigrante | | |
| | Jul. | | Jan. - Jul. | | Year/Jaar |
| | 1990 | 1989 | 1990 | 1989 | |
| TOTAL - NOT ECONOMICALLY ACTIVE | 219 | 312 | 1 340 | 1 685 | 2 539 |
| House-keeping | 96 | 137 | 636 | 517 | 904 |
| Child - not scholar | 13 | 82 | 115 | 601 | 609 |
| Scholar/Student | 80 | 61 | 398 | 381 | 743 |
| Labour disabled | - | 1 | 3 | 1 | 3 |
| Pensioner | 30 | 31 | 188 | 185 | 266 |
| Not economically active n.e.c. | - | - | - | - | 14 |
| TOTAAL - NIE-EKONOMIES BEDRYWIG | | | | | |
| Tuissteker | | | | | |
| Kind - nie skoller | | | | | |
| Skoller/Student | | | | | |
| Arbeidsongeskikte | | | | | |
| Pensionaris | | | | | |
| Nie-ekonomies bedrywig n.e.g. | | | | | |

2. MIGRASIE
 2.3 Immigrante volgens land van vorige permanente verblijf en emigrante volgens land van bestemming en burgerskap

| Country | Migration - Migrasie | | | | | | Land |
|--------------------|--------------------------|-------------|-------|-----------------------|-------------|-------|------|
| | Immigrants Immigrante | | | Emigrants - Emigrante | | | |
| | Jul. | Jan. - Jul. | | Jul. | Jan. - Jul. | | |
| | | 1989 | 1990 | | 1989 | 1990 | |
| GRAND TOTAL | 1 135 | 5 612 | 8 409 | 412 | 3 115 | 2 790 | 412 |
| AFRIKA: | | | | | | | |
| Botswana | 253 | 1 640 | 1 950 | 29 | 135 | 179 | 212 |
| Kenia | 11 | 60 | 57 | - | 3 | 9 | - |
| Lesotho | 3 | 4 | 7 | - | - | - | - |
| Malawi | 6 | 69 | 110 | 8 | 7 | 10 | - |
| Mauritius | 4 | 33 | 44 | - | - | - | - |
| Mozambique | 6 | 22 | 45 | - | 17 | 3 | - |
| RSA | 3 | 51 | 65 | - | 2 | - | 5 |
| Swaziland | - | - | - | - | - | - | 201 |
| Zambia | 3 | 69 | 66 | - | 1 | 3 | - |
| Zimbabwe | 6 | 89 | 106 | - | 1 | 16 | - |
| Other | 122 | 1 046 | 1 048 | 20 | 96 | 134 | 6 |
| | 89 | 197 | 402 | 1 | 8 | 4 | - |
| ASIA: | | | | | | | |
| Hong Kong | 196 | 616 | 1 563 | 3 | 55 | 46 | - |
| India | 15 | 21 | 65 | - | 2 | 5 | - |
| Israel | 11 | 79 | 77 | - | - | - | - |
| Japan | 71 | 251 | 610 | 3 | 43 | 39 | - |
| Korea | - | 7 | 3 | - | - | 1 | - |
| Republic of China | - | - | 6 | - | - | - | - |
| Other | 88 | 192 | 686 | - | - | 1 | - |
| | 11 | 66 | 116 | - | 10 | - | - |
| AMERICAS: | | | | | | | |
| Argentina | 64 | 318 | 458 | 78 | 428 | 411 | 11 |
| Brazil | 5 | 11 | 50 | - | 2 | - | - |
| Canada | 11 | 35 | 53 | - | - | - | - |
| Chile | 3 | 53 | 57 | 37 | 292 | 249 | 5 |
| Colombia | 6 | 12 | 39 | - | 2 | - | - |
| Mexico | - | - | 2 | - | - | - | - |
| Paraguay | 1 | - | 1 | - | 2 | - | - |
| Peru | 4 | - | 6 | - | - | - | - |
| Uruguay | 2 | 7 | 13 | - | - | - | - |
| USA | 19 | 5 | 2 | - | - | - | - |
| Venezuela | 10 | 165 | 183 | 41 | 130 | 162 | 6 |
| Other | 3 | 27 | 42 | - | - | - | - |

2. MIGRATION
 2.3 Immigrants by country of previous permanent residence and emigrants by country of destination and citizenship (concluded)

2. MIGRASIE

2.3 Immigrante volgens land van vorige permanente verblyf en emigrante volgens land van bestemming en burgerskap (afgesluit)

| Country | Migration - Migrasie | | | | | | Land |
|--------------|---------------------------|-------------|-------|---------------------------|-------|-------|------|
| | Immigrants Immigrante | | | Emigrants - Emigrante | | | |
| | Destination Bestemming | | | Citizenship Burgerskap | | | |
| | Jul. | Jan. - Jul. | Jul. | Jan. - Jul. | Jul. | Jul. | |
| | 1990 | 1989 | 1990 | 1989 | 1990 | 1990 | |
| EUROPE: | 605 | 2 879 | 4 340 | 207 | 1 047 | 1 345 | 184 |
| Austria | 19 | 50 | 71 | - | 14 | 14 | - |
| Belgium | 6 | 66 | 80 | 4 | 20 | 17 | 4 |
| Denmark | - | 8 | 15 | - | 6 | - | - |
| Finland | - | 2 | 3 | - | - | 3 | - |
| France | 13 | 48 | 87 | 4 | 7 | 19 | 6 |
| Greece | 16 | 77 | 77 | 1 | 2 | 4 | 1 |
| Ireland | 5 | 84 | 64 | 6 | 10 | 22 | 9 |
| Italy | 6 | 63 | 73 | 3 | 9 | 17 | 3 |
| Luxembourg | 1 | 1 | 3 | - | - | 1 | - |
| Netherlands | 11 | 54 | 87 | 6 | 30 | 50 | 5 |
| Norway | - | 3 | 4 | - | 1 | - | - |
| Portugal | 138 | 443 | 864 | 6 | 15 | 27 | 5 |
| Spain | 4 | 20 | 24 | - | 3 | 4 | - |
| Sweden | - | 11 | 8 | - | 10 | - | - |
| Switzerland | 8 | 41 | 41 | 2 | 32 | 25 | 1 |
| UK | 225 | 1 547 | 1 982 | 147 | 805 | 1 022 | 126 |
| West Germany | 93 | 223 | 410 | 28 | 72 | 108 | 21 |
| Other | 60 | 138 | 447 | - | 11 | 12 | 3 |
| OSEANIA: | 17 | 97 | 98 | 95 | 850 | 809 | 5 |
| Australia | 13 | 72 | 77 | 86 | 791 | 760 | 4 |
| New Zealand | 4 | 25 | 21 | 9 | 59 | 49 | 1 |
| Other | - | - | - | - | - | - | - |
| UNSPECIFIED | - | 62 | - | - | 600 | - | - |

2. MIGRATION
 2.3 Immigrants by country of previous permanent residence and emigrants by country of destination and citizenship (concluded)

2. MIGRASIE
 2.3 Immigrante volgens land van vorige permanente verblyf en emigrante volgens land van bestemming en burgerskap (afgesluit)

| Country | Migration - Migrasie | | | | | | | | | | Land |
|--------------|--------------------------|-------|-------------|------|-------|-----------------------|------|---------------------------|------|---------------------------|------|
| | Immigrants Immigrante | | | | | Emigrants - Emigrante | | | | | |
| | Jan. - Jul. | | Jan. - Jul. | | Jul. | 1989 | 1990 | Destination Bestemming | | Citizenship Burgerskap | |
| | 1989 | 1990 | 1989 | 1990 | | | | 1989 | 1990 | | |
| EUROPE: | 605 | 2 879 | 4 340 | 207 | 1 047 | 1 345 | 164 | EUROPA: | | | |
| Austria | 19 | 50 | 71 | - | 14 | 14 | - | Oostenryk | | | |
| Belgium | 6 | 66 | 80 | 4 | 20 | 17 | 4 | België | | | |
| Denmark | - | 8 | 15 | - | 6 | - | - | Denemarke | | | |
| Finland | - | 2 | 3 | - | - | 3 | - | Finland | | | |
| France | 13 | 48 | 87 | 4 | 7 | 19 | 6 | Frankryk | | | |
| Greece | 16 | 77 | 77 | 1 | 2 | 4 | 1 | Griekeland | | | |
| Ireland | 5 | 84 | 64 | 6 | 10 | 22 | 9 | Ierland | | | |
| Italy | 6 | 63 | 73 | 3 | 9 | 17 | 3 | Italië | | | |
| Luxembourg | 1 | 1 | 3 | - | - | 1 | - | Luxemburg | | | |
| Netherlands | 11 | 54 | 87 | 6 | 30 | 50 | 5 | Nederland | | | |
| Norway | - | 3 | 4 | - | 1 | - | - | Noorweë | | | |
| Portugal | 138 | 443 | 864 | 6 | 15 | 27 | 5 | Portugal | | | |
| Spain | 4 | 20 | 24 | - | 3 | 4 | - | Spanje | | | |
| Sweden | - | 11 | 8 | - | 10 | - | - | Swede | | | |
| Switzerland | 8 | 41 | 41 | 2 | 32 | 25 | 1 | Switserland | | | |
| UK | 225 | 1 547 | 1 982 | 147 | 805 | 1 022 | 126 | VK | | | |
| West Germany | 93 | 223 | 410 | 28 | 72 | 108 | 21 | Wes-Duitsland | | | |
| Other | 60 | 138 | 447 | - | 11 | 12 | 3 | Ander | | | |
| OSSEANIA: | 17 | 97 | 98 | 95 | 850 | 809 | 5 | OSSEANIë: | | | |
| Australia | 13 | 72 | 77 | 86 | 791 | 760 | 4 | Australië | | | |
| New Zealand | 4 | 25 | 21 | 9 | 59 | 49 | 1 | Nieu-Seeland | | | |
| Other | - | - | - | - | - | - | - | Ander | | | |
| UNSPECIFIED | - | 62 | - | - | 600 | - | - | ONGESPEKIFIEERD | | | |