



2



REPUBLIEK VAN SUID-AFRIKA
REPUBLIC OF SOUTH AFRICA



SENTRALE
STATISTIEKDIENS
CENTRAL
STATISTICAL SERVICE

**STATISTIESE NUUSBERIG
STATISTICAL NEWS RELEASE**

P0351

TOERISME EN MIGRASIE: JANUARIE 1992

TOURISM AND MIGRATION: JANUARY 1992

4 JUNIE/JUNE 1992

SUMMARY

The net result of immigration and emigration shows a gain of 777 persons for January 1992 compared with a gain of 671 persons for January 1991.

The net gain of professional, semi-professional and technical occupations was 149 persons during January 1992 compared with a gain of 89 persons during January 1991.

Visitors from countries other than Africa increased during January 1992 by 35,2% compared with January 1991. Of this, visitors from Asia, the Americas and Europe increased by 57,5%, 36,4% and 34,3% respectively.

During January 1992 the South African residents who went abroad increased by 30,7% against January 1991. Of this, visits to Asia, the Americas and Africa increased by 98,2%, 50,9% and 33,1% respectively.

OPSOMMING

Die netto resultaat van immigrasie en emigrasie toon 'n wins van 777 persone vir Januarie 1992 teenoor 'n wins van 671 persone vir Januarie 1991.

Die netto wins van professionele, semi-professionele en tegniese beroepe was 149 persone gedurende Januarie 1992 teenoor 'n wins van 89 persone gedurende Januarie 1991.

Besoekers uit lande anders as Afrika het gedurende Januarie 1992 met 35,2% toegeneem teenoor Januarie 1991. Hiervan het besoekers uit Asië, die Amerikas en Europa met onderskeidelik 57,5%, 36,4% en 34,3% toegeneem.

Gedurende Januarie 1992 het die Suid-Afrikaanse inwoners wat na die buiteland vertrek het, met 30,7% toegeneem teenoor Januarie 1991. Hiervan het besoeke aan Asië, die Amerikas en Afrika met onderskeidelik 98,2%, 50,9% en 33,1% toegeneem.

John Cleary
 HEAD: CENTRAL STATISTICAL SERVICE
 HOOF: SENTRALE STATISTIEKDIENS

ENQUIRIES:		NAVRAE:	
PRETORIA	Tel. (012) 310-8911 Private Bag X44, Pretoria, 0001 Fax: 3108500 3108501	PRETORIA	Tel. (012) 310-8911 Private Sak X44, Pretoria, 0001 Faks: 3108500 3108501
BLOEMFONTEIN	(051) 477767	KEMPTON PARK	(011) 3943420/1
DURBAN	(031) 3053904	KIMBERLEY	(0531) 33965
CAPE TOWN/KAAPSTAD	(021) 4612098	KLERKSDORP	(018) 4624008
		NELSPRUIT	(01311) 52455/6
		PIETERSBURG	(01521) 71609
		PORT ELIZABETH	(041) 523801/2

EXPLANATORY NOTES

As from March 1970, travellers to and from Botswana, Lesotho and Swaziland (BLS countries) were included in tourist statistics for the first time. With effect from December 1980, the data on RSA, Botswana, Lesotho and Swaziland citizens (foreign visitors excluded) were not taken into account, since the collection of the basic data had been discontinued. However, as from October 1991 all travellers to and from Botswana, Lesotho and Swaziland are once again included (contract workers excluded) in the tourism statistics. Data on RSA citizens visiting these countries are still excluded since the completion of the relevant source document is not required of them.

As from January 1992 the particulars of contract workers and border traffic concessions are included in the data and are shown separately in Table 1.1.1, while the detail by country of residence is furnished in Table 1.2.2.

Border traffic concession is granted to a person who crosses the border on a frequent basis. This concession is granted for a maximum period of six months after which it can be renewed if necessary.

As a result of the changed procedure in the handling of visitors from the BLS countries since October 1991, data in respect of foreign visitors is, from the the aforementioned month, no longer comparable with that of previous months. To achieve comparability it is necessary to omit the visitors from the BLS countries.

In comparing tourism information with that of previous periods from January 1992, it is necessary to omit the effect of the inclusion of contract workers and border control concessions (from all countries) on the number of foreign visitors. As from January 1992 the same applies to South African residents who depart as contract workers or with border traffic concessions.

The above-mentioned adjustments are taken into account in the analysis of the tourism data which appears in the "Summary".

The 1991 and 1992 data on tourism between the RSA and Namibia are not comparable with the data for 1990, since full immigration control between the RSA and Namibia was established only from 1 January 1991.

VERDUIDELIKENDE OPMERKINGS

Reisigers na en van Botswana, Lesotho en Swaziland (BLS-lande) is met ingang van Maart 1970 vir die eerste keer by statistieke van toeriste ingesluit. Met ingang van Desember 1980 is die gegewens ten opsigte van burgers van die RSA, Botswana, Lesotho en Swaziland (vreemde besoekers uitgesluit) buite rekening gelaat, aangesien die invordering van die basiese gegewens gestaa is. Met ingang van Oktober 1991 word alle reisigers van en na Botswana, Lesotho en Swaziland (kontrakwerkers uitgesluit) egter weer by die toerismestatistieke ingesluit. Gegewens oor RSA-burgers wat dié lande besoek, word steeds uitgesluit omdat die voltooiing van die betrokke brondokument nie van hulle verlang word nie.

Die besonderhede van kontrakwerkers en grensverkeervergunnings is vanaf Januarie 1992 by die gegewens ingesluit en word afsonderlik in Tabel 1.1.1 getoon, terwyl 'n uiteensetting volgens land van verblyf in Tabel 1.2.2 verstrek word.

Grensverkeervergunning word aan 'n persoon wat op 'n gereelde basis oor die grens beweeg toegeken. Hierdie vergunning word vir 'n maksimum tydperk van ses maande toegestaan, waarna dit weer hernieu kan word indien nodig.

As gevolg van die gewysigde prosedure in die hantering van besoekers vanaf die BLS-lande sedert Oktober 1991 is die gegewens oor vreemde besoekers vanaf genoemde maand nie meer vergelykbaar met vorige maande nie. Om vergelykbaarheid daar te stel is dit nodig om die besoekers uit die BLS-lande buite rekening te laat.

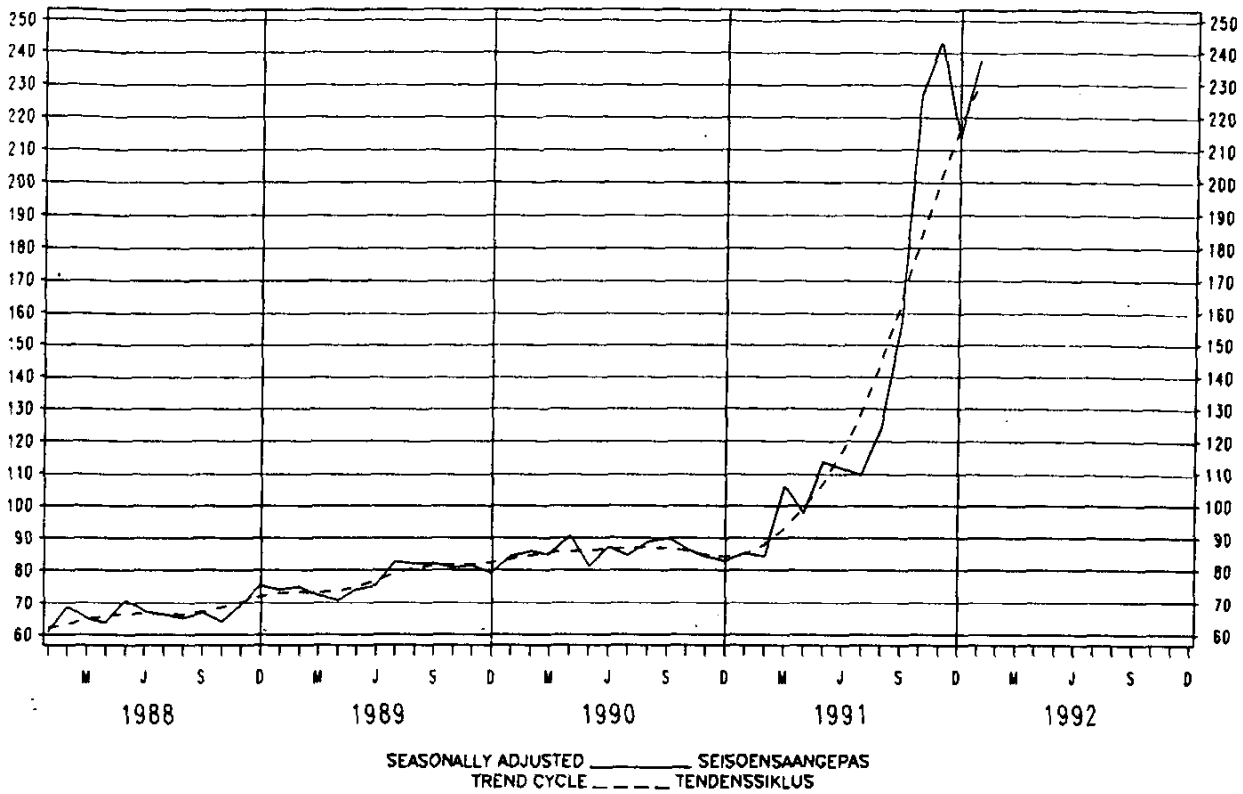
In die vergelyking van toerismegegewens vanaf Januarie 1992, met dié van vorige tydperke is dit nodig om die effek wat die insluiting van kontrakwerkers en grensverkeervergunnings (vanaf alle lande) op die getal vreemde besoekers het, buite rekening te laat. Vanaf Januarie 1992 geld dieselfde ten opsigte van Suid-Afrikaanse inwoners wat as kontrakwerkers en met grensverkeervergunnings vertrek.

Bogenoemde aanpassings aan die toerismegegewens word in berekening gebring by die ontledings wat in die "Opsomming" verskyn.

Die huidige 1991- en 1992-gegewens oor toerisme tussen die RSA en Namibië is nie vergelykbaar met die gegewens van 1990 nie, aangesien volledige immigrasiebeheer eers vanaf 1 Januarie 1991 tussen die RSA en Namibië ingestel is.

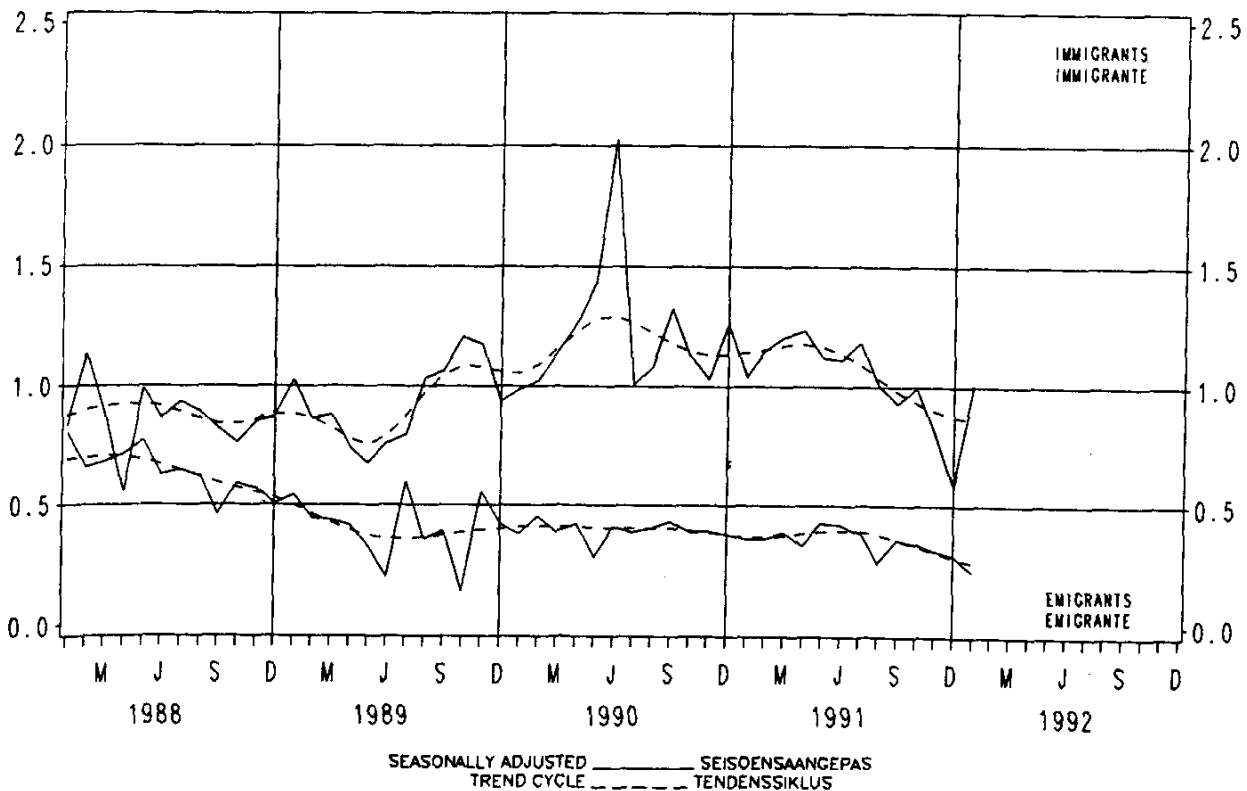
FOREIGN VISITORS : ARRIVALS
THOUSAND

VREEMDE BESOEKERS : AANKOMS
DUISEND



IMMIGRANTS AND EMIGRANTS
THOUSAND

IMMIGRANTE EN EMIGRANTE
DUISEND



1. TOURISM 1/
1.1 Arrivals and departures of foreign visitors
and South African residents
1.1.1 Purpose of visit

Purpose of visit	January/Januarie		Year / Jaar		Doel van besoek
	1992	1991	1991	1990	
(a) ARRIVALS: GRAND TOTAL	362 312	167 319	2 375 408	1 642 170	1 513 822
(i) Foreign visitors - Total	269 373	96 394	1 709 554	1 029 094	930 393
. Seasonally adjusted data	237 206	85 263
. Business	43 847	16 655	318 034	191 879	179 269
. Holiday	178 969	76 340	1 370 835	821 701	734 493
. Study	4 444	3 399	20 685	15 514	16 631
. Work	2 023
. Contract workers	23 866
. Border traffic concession	4 392
. Transit	11 832
(ii) South African residents returning	92 939	70 925	665 854	613 076	583 429
(b) DEPARTURES: GRAND TOTAL	321 093	150 594	2 389 761	1 640 426	1 464 398
(i) Foreign visitors - Total	274 407	114 895	1 712 677	1 024 410	895 822
(ii) South African residents departing temporarily -	46 686	35 699	677 084	616 016	568 576
. Total	13 763	11 127	179 899	159 486	146 831
. Business	30 220	23 638	491 709	451 229	415 686
. Holiday	1 201	934	5 476	5 301	6 059
. Study	1 404
. Work	12
. Contract workers	73
. Border traffic concession	13
. Transit	73

1. TOURISM 1/
1.1 Arrivals and departures of foreign visitors
and South African residents
1.1.2 Mode of travel

Arrivals and departures	Mode of travel - Wyse van reis				Aankoms en vertrek
	Total	Air-Lug	Rail-Spoor	Road-Pad	
(a) ARRIVALS: GRAND TOTAL	362 312	115 325	343	245 043	1 601
(i) Foreign visitors	269 373	57 895	250	210 406	822
(ii) South African residents	92 939	57 430	93	34 637	779
(b) DEPARTURES: GRAND TOTAL	321 093	106 374	619	212 603	1 497
(i) Foreign visitors	274 407	75 717	584	197 430	676
(ii) South African residents	46 686	30 657	35	15 173	821

.. Not applicable/Nie van toepassing nie
1/ Please see explanatory notes / Kyk asseblief verduidelikende opmerkings

1. TOURISM 1/
 1.2 Foreign visitors
 1.2.1 Arrivals by country of residence and mode of travel

1. TOERISME 1/
 1.2 Vreemde besoekers
 1.2.1 Aankoms volgens land van verblyf en wyse van reis

Country	Foreign visitors - Vreemde besoekers									
	January/Januarie		Mode of travel - wyse van reis				Year / Jaar			
	1991	1992	Air Lug	Rail Spoor	Road Pad	Sea See	1990	1991	1990	1991
GRAND TOTAL	96 394	269 373	57 895	250	210 406	822	1 029 094	1 709 554	GROOTTOTAAL	
AFRICA: 1/	56 690	215 551	15 000	231	200 294	26	535 501	1 193 743	AFRIKA: 1/	
Botswana	6 833	19 574	1 453	2	18 116	3	70 901	135 002	Botswana	
Egypt	17	40	30	..	10	..	216	284	Egipte	
Kenya	141	463	423	..	40	..	1 525	3 830	Kenia	
Lesotho	3 373	87 575	400	8	87 167	..	36 957	243 710	Lesotho	
Malawi	1 896	2 264	908	1	1 355	..	19 443	27 229	Malawi	
Mauritius	453	619	567	..	50	2	5 057	5 880	Mauritius	
Mozambique	3 410	10 311	2 745	..	7 565	..	24 601	35 507	Mosambiek	
Namibia	6 897	15 430	1 736	14	13 675	5	5 360	140 527	Nambie	
Reunion	163	306	281	..	25	..	1 263	906	Reunton	
Seychelles	31	41	38	..	3	..	273	428	Seychelle	
Swaziland	6 560	43 992	491	2	43 498	1	71 510	182 792	Swaziland	
Zaire	477	573	485	..	88	..	5 338	9 224	Zaire	
Zambia	1 574	1 872	1 069	7	796	..	18 107	20 193	Zambie	
Zimbabwe	22 869	28 867	3 082	192	25 586	7	255 988	362 082	Zimbabwe	
Other	1 996	3 624	1 292	4	2 320	8	18 962	26 149	Ander	
ASIA:	3 939	6 226	5 113	2	969	142	52 719	59 312	ASIE:	
Cyprus	79	100	82	..	18	..	944	957	Ciprus	
Hong Kong	243	354	321	..	32	..	2 940	3 592	Hong Kong	
India	298	526	401	..	113	12	2 317	4 693	Indie	
Israel	1 175	1 263	1 108	..	154	1	14 665	13 503	Israel	
Japan	355	774	691	1	59	23	6 122	7 452	Japan	
Korea	81	120	73	..	40	7	945	1 234	Korea	
Pakistan	60	187	137	..	40	10	863	1 326	Pakistan	
Philippines	185	195	116	..	30	49	1 963	2 301	Filippyne	
Republic of China	1 139	1 985	1 702	..	269	14	17 350	18 972	Republiek van Sjina	
Singapore	74	69	64	..	5	..	851	1 028	Singapoer	
Other	250	653	418	1	209	25	3 759	4 254	Ander	
AMERICAS:	4 963	6 784	5 727	2	1 035	20	66 972	67 106	AMERIKAS:	
Argentina	148	304	285	..	18	1	1 524	1 390	Argentinië	
Brazil	374	342	313	..	2	2	3 141	3 757	Brasilië	
Canada	990	1 291	1 093	..	196	2	12 078	11 813	Kanada	
Chili	96	99	88	..	10	1	1 129	969	Chili	
Columbia	17	41	38	..	3	..	235	219	Kolumbia	
Mexico	11	14	11	..	3	..	199	226	Mexico	
Paraguay	34	23	23	142	209	Paraguay	
Peru	7	28	8	..	16	4	134	212	Peru	
Uruguay	14	34	30	..	4	..	293	224	Uruguay	
USA	3 208	4 467	3 767	2	688	10	47 425	47 083	USA	
Venezuela	19	14	12	..	2	..	221	215	Venezuela	
Other	45	127	59	..	68	..	451	789	Ander	

Please see explanatory notes: kyk asseblief verduidelikende opmerkings

1. TOURISME
1.2 Vreemde bezoekers
1.2.1 Aankoms volgens land van verblyf en wyse van reis (afgesluit)

1. TOURISM
1.2 Foreign visitors
1.2.1 Arrivals by country of residence and mode of travel (concluded)

Country	Foreign visitors - Vreemde bezoekers										Land
	January/Januarie		Mode of travel - Wyse van reis				Year / Jaar				
	1991	1992	January/Januarie	Air Lug	Rail Spoor	Road Pad	Sea See	1990	1991		
EUROPE:	28 985	39 039	30 822	14	7 573	630	349 685	367 641			EUROPA:
Austria	903	1 203	934	..	263	6	9 986	11 384			Oostenryk
Belgium	714	972	801	..	167	4	10 964	10 441			Belgie
Bulgaria	50	169	111	..	57	1	186	1 054			Bulgarye
Czechoslovakia	16	69	62	..	7	..	197	578			Tsjego-Slowakya
Denmark	221	249	150	..	97	..	1 891	2 295			Denemarke
Finland	120	221	148	..	73	..	1 561	1 465			Finland
France	1 763	3 428	3 034	..	391	3	20 579	21 232			Frankryk
Germany	6 751	8 637	6 271	1	2 155	210	83 443	86 389			Duitsland
Greece	316	394	346	..	22	26	4 686	4 524			Griekeland
Hungary	29	61	59	..	2	..	493	689			Hongarye
Ireland	445	605	477	..	124	4	4 405	4 279			Ierland
Italy	1 485	2 208	1 713	1	485	9	16 061	17 751			Italië
Luxembourg	48	82	64	..	18	..	547	739			Luxemburg
Netherlands	1 279	1 623	1 297	..	297	29	16 665	17 830			Nederburg
Norway	106	240	162	..	61	17	1 405	1 748			Noorwee
Poland	183	231	171	..	39	21	2 670	2 776			Pole
Portugal	457	535	471	..	63	1	8 228	6 651			Portugal
Roumania	10	170	78	6	84	2	433	808			Roemenië
Russia	39	153	118	1	32	2	190	1 096			Rusland
Spain	353	435	381	..	41	13	4 812	4 778			Spanje
Sweden	281	444	270	2	170	2	2 430	3 298			Swede
Switzerland	1 611	2 062	1 682	..	374	6	19 987	19 432			Switserland
UK	11 522	14 404	11 721	3	2 415	265	135 404	143 511			VK
Yugoslavia	123	165	145	..	15	5	1 135	1 408			Joego-Slawië
Other	160	279	156	..	121	2	1 327	1 475			Ander
OCEANIA:	1 607	1 688	1 216	1	468	3	22 744	19 984			OSEANIË:
Australia	1 322	1 404	1 077	1	325	1	18 862	16 129			Australië
New Zealand	284	271	134	..	135	2	3 838	3 738			Nieu-Seeland
Other	1	13	5	..	8	..	44	117			Ander
UNSPECIFIED	210	85	17	..	67	1	1 473	1 768			ONGESPESIFISEERD

1. TOURISM
 1.2 Foreign visitors
 1.2.2 Arrivals by country of residence
 and purpose of visit

1. TOERISME
 1.2 Vreemde besoekers
 1.2.2 Aankoms volgens land van verblyf
 en doel van besoek

Country	Foreign visitors - Vreemde besoekers					Land
	January / Januarie		Purpose of visit - Doel van besoek (Jan 1992)			
	1991	1992	Contract worker Kontrakwerker	Border traffic concession Grensverkeer- vergunning	All other Alle ander	
GRAND TOTAL	96 394	269 373	23 866	4 392	241 115	GROOTTOTAAL
AFRICA:						AFRIKA:
Botswana	56 690	215 551	23 825	4 277	187 449	Botswana
Egypt	6 833	19 574	1 033	104	18 437	Egipte
Kenya	17	40	40	Kenia
Lesotho	3 373	87 575	14 587	3 952	463	Lesotho
Malawi	1 896	2 264	2	2	2 260	Malawi
Mauritius	453	619	619	Mauritius
Mozambique	3 410	10 311	5 527	3	4 781	Mosambiek
Namibia	6 897	15 430	4	29	15 397	Namibië
Reunion	163	306	306	Reunion
Seychelles	31	41	41	Seychelle
Swaziland	6 560	43 992	2 631	155	41 206	Swaziland
Zaire	477	573	573	Zaire
Zambia	1 574	1 872	1 872	Zambië
Zimbabwe	22 869	28 867	4	10	28 853	Zimbabwe
Other	1 996	3 624	37	22	3 565	Ander
ASIA:						ASIE:
Cyprus	3 939	6 226	5	16	6 205	Ciprus
Hong Kong	79	100	100	Hongkong
India	243	354	..	1	353	Indië
Israel	298	526	526	Israel
Japan	1 175	1 263	1 263	Japan
Korea	355	774	3	..	771	Korea
Pakistan	81	120	120	Pakistan
Philippines	60	187	187	Filippyne
Republic of China	185	195	..	1	194	Republiek van Sjina
Singapore	1 139	1 985	..	3	1 982	Singapoer
Other	74	69	1	..	68	Ander
	250	653	1	11	641	
AMERICAS:						AMERIKAS:
Argentina	4 963	6 784	4	11	6 769	Argentinië
Brazil	148	304	304	Brazilië
Canada	374	342	1	..	341	Kanada
Chili	990	1 291	..	1	290	Chili
Columbia	96	99	99	Kolumbia
Mexico	17	41	41	Mexico
Paraguay	11	14	14	Paraguay
Peru	34	23	23	Peru
Uruguay	7	28	28	Uruguay
USA	14	34	34	USA
Venezuela	3 208	4 467	2	7	4 458	Venezuela
Other	19	14	14	Ander
	45	127	1	3	123	

1. TOURISME
 1.2 Vreemde besoekers
 1.2.2 Aankoms volgens land van verblyf en doel van besoek (afgesluit)

1. TOURISM
 1.2 Foreign visitors
 1.2.2 Arrivals by country of residence and purpose of visit (concluded)

Country	January / Januarie		Foreign visitors - Vreemde besoekers				Land
	1991	1992	Contract worker / Kontrakwerker	Border traffic / Grensverkeer	Concession / vergunning	All other / Alle ander	
EUROPE:	28 985	39 039	25	79		38 935	EUROPA:
Austria	903	1 203	..	2		1 201	Oostenryk
Belgium	714	972		972	Belgie
Bulgaria	50	169		169	Bulgarye
Czechoslovakia	16	69		69	Tsjeggo-Slowakye
Denmark	221	249		249	Denemarke
Finland	120	221	1	1		219	Finland
France	1 763	3 428	3	3		3 422	Frankryk
Germany	6 751	8 637	2	29		8 606	Duitsland
Greece	316	394	1	1		392	Griekeland
Hungary	29	61		61	Hongarye
Ireland	445	605		605	Ierland
Italy	1 485	2 208	1	..		2 207	Italie
Luxembourg	48	82	3	..		79	Luxemburg
Netherlands	1 279	1 623		1 623	Nederland
Norway	106	240		240	Noorweë
Poland	183	231	..	1		230	Pole
Portugal	457	535	3	..		532	Portugal
Romania	10	170		170	Roemenië
Russia	39	153	..	12		141	Rusland
Spain	353	435	..	4		431	Spanje
Sweden	281	444	2	1		441	Swede
Switzerland	1 611	2 062	8	2		2 060	Switserland
UK	11 522	14 404	..	21		14 375	VK
Yugoslavia	123	165		165	Joego-Slawië
Other	160	279	1	2		276	Ander
OCEANIA:	1 607	1 688	6	6		1 676	OSEANIË:
Australia	1 322	1 404	5	..		1 399	Australië
New Zealand	284	271	1	6		264	Nieu-Seeland
Other	1	13		13	Ander
UNSPECIFIED	210	85	1	3		81	ONGESPESIFISEERD

1. TOURISME 1/
 1.3 South African residents
 1.3.1 Departures by country of destination
 and mode of travel

1. TOERISME 1/
 1.3 Suid-Afrikaanse inwoners
 1.3.1 Vertrek volgens land van bestemming
 en wyse van reis

Country	South African residents - Suid-Afrikaanse inwoners									
	January/Januarie		Mode of travel - Wyse van reis				Year / Jaar		Land	GROOTTOTAAL
	1991	1992	Air Lug	Rail Spoor	Road Pad	Sea See	1990	1991		
GRAND TOTAL	35 699	46 686	30 657	35	15 173	821	616 016	677 084		
AFRICA: 1/	21 929	29 194	13 834	35	15 075	250	310 580	382 375	AFRIKA: 1/	
Botswana	2 831	3 663	1 595	7	2 056	5	50 626	46 064	Botswana	
Egypt	93	497	41	34	949	Egipte	
Kenya	952	2 068	122	..	1 946	4	1 109	4 901	Kenia	
Lesotho	524	641	622	..	19	..	13 640	14 361	Lesotho	
Malawi	3 075	2 865	2 842	23	9 956	10 012	Malawi	
Mauritius	1 057	2 465	1 396	..	910	23	37 302	37 995	Mauritius	
Mozambique	2 085	2 697	2 263	..	428	6	15 896	24 146	Mosambiek	
Namibia	21	35	35	2 255	38 640	Namibië	
Reunion	961	337	311	8 342	332	Reunion	
Seychelles	3 084	3 823	469	..	3 353	26	8 910	10 589	Seychelle	
Swaziland	164	89	88	..	1	1	48 032	41 866	Swaziland	
Zaire	425	471	452	..	19	..	1 661	1 478	Zaire	
Zambia	6 403	8 573	2 343	28	6 202	..	5 836	6 536	Zambië	
Zimbabwe	247	929	762	..	141	26	111 860	134 547	Zimbabwe	
Other	1 581	3 133	3 127	..	3	3	3 121	9 959	Ander	
ASIA:	25	70	70	..	3	3	42 428	43 997	ASIE:	
Cyprus	247	555	555	1 075	1 071	Ciprus	
Hong Kong	343	427	426	..	1	..	6 575	9 317	Hong Kong	
India	244	756	756	2 798	4 118	Indië	
Israel	54	53	52	13 614	11 699	Israel	
Japan	2	6	6	1	1 112	1 088	Japan	
Korea	16	47	47	92	141	Korea	
Pakistan	..	4	4	227	179	Pakistan	
Philippines	540	555	554	51	53	Filippyne	
Republic of China	69	130	128	..	1	..	7 502	8 372	Republiek van Sjina	
Singapore	41	530	529	2	1 295	1 987	Singapoer	
Other	1 565	2 361	2 348	..	4	9	23 086	24 021	Ander	
AMERICAS:	32	29	29	442	262	AMERIKA:	
Argentina	360	297	291	6	6 362	5 498	Argentinië	
Brazil	114	198	198	1 587	1 933	Brasilië	
Canada	13	34	34	276	237	Kanada	
Chili	1	1	1	21	23	Chili	
Columbia	3	4	4	14	22	Kolumbia	
Mexico	1	4	4	46	40	Mexico	
Paraguay	2	7	5	..	2	..	20	27	Paraguay	
Peru	1	2	2	19	3	Peru	
Venezuela	1 038	1 771	1 768	..	1	2	14 198	15 762	Venezuela	
USA	1	14	12	..	1	1	101	214	VSA	
Other	Ander	

1/ Please see explanatory notes / Kyk asseblief verduidelikende opmerkings

1. TOERISME
 1.3 Suid-Afrikaanse inwoners
 1.3.1 Vertrek volgens land van bestemming en wyse van reis (afgesluit)

1. TOURISM
 1.3 South African residents
 1.3.1 Departures by country of destination and mode of travel (concluded)

Country	South African residents - Suid-Afrikaanse inwoners									
	January/Januarie		Mode of travel - Wyse van reis				Year / Jaar		Land	
	1991	1992	Air Lug	Rail Spoor	Road Pad	Sea See	1990	1991		
EUROPE:	9 798	10 756	10 650	..	82	24	230 322	217 255	EUROPA:	
Austria	148	426	424	..	2	..	2 563	3 338	Oostenryk	
Belgium	314	246	245	1	6 458	5 899	België	
Bulgaria	2	12	12	20	130	Bulgarye	
Czechoslovakia	5	7	7	213	196	Tsjeggo-Slowakye	
France	547	407	406	..	1	..	10 300	10 848	Frankryk	
Germany	1 322	1 474	1 455	..	13	6	29 848	28 551	Duitsland	
Greece	223	301	301	12 486	9 827	Griekeland	
Hungary	6	7	7	141	183	Hongarye	
Italy	438	461	460	..	1	..	11 415	9 840	Italië	
Luxembourg	181	205	202	..	3	..	4 678	5 691	Luxemburg	
Netherlands	332	533	529	..	4	..	10 249	10 152	Nederland	
Poland	18	8	8	396	622	Pole	
Portugal	784	1 056	1 055	..	1	..	25 535	25 003	Portugal	
Romania	..	4	4	22	27	Roemenië	
Russia	..	20	18	..	2	..	35	123	Rusland	
Spain	42	52	50	..	2	..	797	924	Spanje	
Switzerland	844	704	703	12 484	11 297	Switserland	
UK	4 514	4 743	4 677	..	49	17	100 734	92 885	VK	
Yugoslavia	10	5	5	335	178	Joego-Slawië	
Other	67	85	82	..	3	..	1 613	1 541	Ander	
OCEANIA:	473	567	562	..	3	2	4 916	4 705	OSEANIË:	
Australia	440	519	517	..	2	..	4 393	4 157	Australië	
New Zealand	32	43	41	2	518	492	Nieu-Seeland	
Other	1	5	4	..	1	..	5	56	Ander	
UNSPECIFIED	353	675	136	..	6	533	4 684	4 731	ONGESPESIFISEERD	

2. MIGRATION
2.1 Immigrants and emigrants
2.1.1 Summary table

P0351
2. MIGRASIE
2.1 Immigrante en emigrante
2.1.1 Opsommingstabel

Immigrants and emigrants	Year / Jaar				Immigrante en emigrante
	January/Januarie 1992	1991	1991	1990	
(a) IMMIGRANTS: GRAND TOTAL					
· Actual data	1 012	1 056	12 379	14 499	11 270
· Seasonally adjusted data	1 005	1 038
(i) Persons who arrived as approved immigrants	314	255	4 202	4 552	3 798
(ii) Persons who after arrival as visitors were approved as immigrants	698	801	8 177	9 947	7 472
(b) EMIGRANTS					
· Actual data	235	385	4 256	4 722	4 911
· Seasonally adjusted data	228	362
(c) NET GAIN/LOSS	+777	+671	+8 123	+9 777	+6 359

2. MIGRATION
2.1 Immigrants and emigrants
2.1.2 Mode of travel

2. MIGRASIE
2.1 Immigrante en emigrante
2.1.2 Wyse van reis

Immigrants and emigrants	Mode of travel - Wyse van reis				Immigrante en emigrante
	Total Totaal	Air-Lug	Rail-Spoor	Road-Pad	
(a) Immigrants 1/	314	309	..	4	1
(b) Emigrants	235	230	..	5	..

.. Not applicable/Nie van toepassing nie

1/ Persons who arrived as approved immigrants/Personne wat as goedgekeurde immigrante aangekom het.

2. MIGRATION
2.2 Migrants by occupations
2.2.1 Immigrants

2. MIGRATION
2.2 Migrants by occupations
2.2.1 Immigrants

Occupations	Year / Jaar				Beroepe
	January/Januarie 1992	1991	1990	1989	
GRAND TOTAL	1 012	1 056	14 499	11 270	GROOTTOTAAL
TOTAL - ECONOMICALLY ACTIVE	505	511	6 727	5 093	TOTAAL - EKONOMIES BEDRYWIG
Professional, semi-professional and technical occupations - Total	198	154	1 834	1 410	Professionele, semi-professionele en tegniese beroepe - Totaal
Engineers and related technologists	48	52	498	380	Ingenieurs- en verwante tegnoloe
Industrial/Production	8	23	Bedryf/Produksie
Chemical	2	..	14	9	Chemies
Electrical and related	12	14	131	109	Elektries en verwant
Agricultural	1	2	Landbou
Mechanical	..	7	57	46	Meganies/Werktuigkundig
Metallurgical	2	2	7	8	Metallurgies
Mining	16	3	60	14	Mynbou
Civil and related	..	5	51	36	Siviel en verwant
Engineers n.e.c.	9	21	182	124	Ingenieurs n.e.g.
Medical practitioner	41	9	218	56	Mediese praktisyn
Medical specialist	4	..	10	13	Mediese spesialis
Dental professions	5	..	14	4	Tandheelkundige beroepe
Education and related occupations	19	17	207	108	Onderwys- en verwante beroepe
Accountant and related accounting occupations	7	8	105	85	Rekenmeester- en verwante rekeningkundige beroepe
Other	74	68	781	764	Ander
Managerial, executive and administrative occupations	68	67	782	693	Bestuurs-, uitvoerende en administratiewe beroepe
Clerical and sales occupations	128	129	1 573	1 324	Klerklike en verkoopsberoepe
Transport, delivery and communications occupations	4	3	84	30	Vervoer-, aflewering- en kommunikasieberoepe
Service occupations	25	29	246	188	Diensberoepe
Farming and related occupations	2	6	67	58	Boerdery- en verwante beroepe
Artisans, apprentice and related occupations	53	72	787	829	Ambagsman-, vakleerling- en verwante beroepe
Production foreman and supervisor, miner and quarry worker, operator, production and related worker	13	23	218	196	Produksievoorman en -toesighouer, myn- en steengroefwerker, operateur, produksie- en verwante werker
Occupation unspecified and n.e.c.	14	28	449	365	Beroep ongespesifiseerd en n.e.g.
TOTAL - NOT ECONOMICALLY ACTIVE	507	545	7 772	6 177	TOTAAL - NIE-EKONOMIES BEDRYWIG
House-keeping	219	178	3 051	2 424	Tuisteskepper
Child - not scholar	57	93	1 007	929	Kind - nie-skolier
Scholar/Student	195	189	2 192	1 754	Skolier/Student
Labour disabled	58	101	Arbeidsongeskikte
Pensioner	36	35	944	960	Pensionaris
Not economically active n.e.c.	15	9	Nie-ekonomies bedrywig n.e.g.

2. MIGRATION
2.2 Migrants by occupations
2.2.2 Emigrants

P0351
2. MIGRASIE
2.2 Migrante volgens beroepe
2.2.2 Emigrante

Occupations	January/Januarie				Year / Jaar		Beroepe
	1992	1991	1991	1991	1990	1989	
GRAND TOTAL	235	385	4 256	4 722	4 911	4 911	GROOTTOTAAL
TOTAL - ECONOMICALLY ACTIVE	135	155	2 008	2 377	2 372	2 372	TOTAAL - EKONOMIES BEDRYWIG
Professional, semi-professional and technical occupations - Total	49	65	803	975	1 043	1 043	Professionele, semi-professionele en tegniese beroepe - Totaal
Engineers and related technologists	15	15	210	233	229	229	Ingenieurs- en verwante tegnoloe
Industrial/Production	6	12	12	Bedryf/Produksie
Chemical	9	9	9	Chemies
Electrical and related	3	2	34	46	53	53	Elektries en verwant
Agricultural	4	Landbou
Mechanical	3	2	11	9	12	12	Meganies/Werktuigkundig
Metallurgical	Metallurgies
Mining	1	Mynbou
Civil and related	1	..	28	8	8	8	Siviel en verwant
Engineers n.e.c.	5	10	37	38	24	24	Ingenieurs n.e.g.
Medical practitioner	3	5	95	113	111	111	Mediese praktisyner
Dental professions	21	21	32	32	Mediese spesialis
Education and related occupations	..	1	2	7	4	4	Tandheelkundige beroepe
Accountant and related accounting occupations	5	15	141	164	153	153	Onderwys- en verwante beroepe
Other	6	7	70	64	111	111	Rekenmeester- en verwante rekeningkundige beroepe
Managerial, executive and administrative occupations	20	27	355	485	510	510	Ander
Clerical and sales occupations	11	18	221	222	217	217	Bestuurs-, uitvoerende en administratiewe beroepe
Transport, delivery and communications occupations	40	38	531	535	498	498	Klerklike en verkoopsberoepe
Service occupations	..	1	9	17	18	18	Vervoer-, aflewering- en kommunikasieberoepe
Farming and related occupations	3	3	55	58	53	53	Diensberoepe
Artisans, apprentice and related occupations	4	1	8	10	18	18	Boerdery- en verwante beroepe
Production foreman and supervisor, miner and quarry worker, operator, production and related worker	20	23	281	359	288	288	Ambagsman-, vakleerling- en verwante beroepe
Occupation unspecified and n.e.c.	4	2	55	80	49	49	Produksievoorman en -toesighouer, myn- en steengroefwerker, operateur, produksie- en verwante werker
TOTAL - NOT ECONOMICALLY ACTIVE	100	230	2 248	2 345	2 539	2 539	Beroep ongespesifiseerd en n.e.g.
House-keeping	41	61	1 034	1 058	904	904	TOTAAL - NIE-EKONOMIES BEDRYWIG
Child - not scholar	4	77	316	318	609	609	Tuisteskepper
Scholar/Student	39	72	549	659	743	743	Kind
Labour disabled	5	3	3	3	Skolier
Pensioner	16	20	344	306	266	266	Skoolstudent
Not economically active n.e.c.	14	14	Arbeidsongeskikte
	Pensionaris
	Nie-ekonomies bedrywig n.e.g.

2. MIGRATION
 2.3 Immigrants by country of previous permanent residence and emigrants by country of destination and Citizenship
 2.3 IMMIGRANTE volgens land van vorige permanente verblyf en emigrante volgens land van bestemming en burgerskap

Country	Migration - Migrasie										Land		
	Immigrants Immigrante					Emigrants Emigrante							
	Jan.	Year /	Jaar	Jan.	Year /	Jaar	Jan.	Year /	Jaar	Year /		Jaar	Citizenship Burgerskap
	1992	1990	1991	1992	1990	1991	1992	1990	1991	1992	1990	1991	
GRAND TOTAL	1 012	14 499	12 379	235	4 722	4 256	235	4 722	4 256	4 722	4 256	4 256	GROTTOTAAL
AFRICA:				8	269	212	155	2 338	1 919				AFRIKA:
Botswana	151	3 084	2 065	..	10	9	..	1	1	Botswana
Kenya	5	81	46	Kenia
Lesotho	1	17	20	Lesotho
Madagascar	12	175	167	Mádeira Eilande
Malawi	11	431	206	3	..	1	Malawi
Mauritius	16	95	128	..	12	8	1	2	Mauritius
Mozambique	9	91	97	1	17	9	..	11	8	Mosambiek
Namibia	6	115	81	..	3	4	..	4	2	Namibië
RSA	3	12	25	..	1	..	148	2 199	1 818	RSA
Swaziland	Swaziland
Zaire	1	114	124	..	3	3	..	1	Zaire
Zambia	18	40	42	Zambië
Zimbabwe	13	170	141	..	16	Zimbabwe
Other	44	1 637	889	6	203	151	6	117	85	Ander
	12	106	99	..	4	4	
ASIA:	354	2 837	3 650	3	97	62	2	26	28	ASIë:
Cyprus	2	50	36	..	6	4	..	3	1	Ciprus
Hong Kong	29	114	236	..	16	2	Hong Kong
India	33	155	507	Indië
Israel	70	945	606	1	67	46	1	19	18	Israel
Japan	4	8	9	..	2	Japan
Korea	3	19	46	1	1	Korea
Pakistan	10	16	66	pakistan
Republic of China	175	1 382	1 894	1	5	4	2	Republiek van Sjina
Turkey	10	47	51	1	1	Turkye
Other	18	101	199	..	1	7	6	Ander
AMERICAS:	70	839	702	39	629	593	2	73	77	AMERIKAS:
Argentina	24	104	124	..	2	2	Argentinië
Brazil	13	80	73	5	..	1	4	Brasilië
Canada	4	92	76	24	349	266	1	20	23	Kanada
Chile	..	63	25	12	8	Chili
Columbia	..	6	2	Columbia
Mexico	1	1	Mexiko
Paraguay	2	10	Paraguay
Peru	3	23	19	2	Peru
Uruguay	1	6	5	Uruguay
Venezuela	1	100	47	1	Venezuela
USA	19	342	306	15	278	307	1	50	42	VSA
Other	2	12	10	Ander

2. MIGRATION
 2.3 Immigrants by country of previous permanent residence and emigrants by country of destination and citizenship (concluded)

Country	Migration - Migrasie										Land
	Immigrants Immigrante					Emigrants Emigrante					
	Year / Jaar		Year / Jaar		Year / Jaar		Year / Jaar		Year / Jaar		
1990	1991	1990	1991	1990	1991	1990	1991	1990	1991	1990	1991
EUROPE:	429	7 560	5 767	2 371	2 408	73	2 230	2 157	EUROPA:		
Austria	4	119	101	18	33	..	15	26	Oostenryk		
Belgium	2	125	97	38	54	..	30	55	België		
Bulgaria	28	8	169	Bulgarië		
Czechoslovakia	16	40	59	3	Tsjeggo-Slowakye		
Denmark	..	23	15	3	5	..	2	4	Denemarke		
Finland	..	4	3	3	1	..	1	1	Finland		
France	4	152	101	25	47	..	23	24	Frankryk		
Germany	51	717	595	170	147	3	142	106	Duitsland		
Greece	1	133	78	6	5	..	5	9	Griekeland		
Hungary	3	82	68	..	7	3	Hongarye		
Ireland	3	110	92	41	27	..	58	45	Ierland		
Italy	13	126	92	29	36	2	26	44	Italië		
Luxembourg	..	5	2	1	5	1	Luxemburg		
Netherlands	17	174	146	111	121	1	111	100	Nederland		
Norway	3	5	7	..	2	..	3	1	Noorwee		
Poland	63	638	503	..	5	..	11	12	Pole		
Portugal	44	1 414	757	42	40	..	38	41	Portugal		
Spain	1	40	27	6	20	..	1	15	Spanje		
Sweden	1	14	15	4	6	..	2	3	Swede		
Switzerland	5	99	108	43	27	..	27	18	Switserland		
UK	123	3 395	2 489	1 804	1 800	53	1 724	1 642	VK		
Yugoslavia	15	115	156	6	6	..	Joego-Slawië		
Other	32	22	87	11	16	..	2	5	Ander		
OCEANIA:	8	179	195	1 356	978	3	55	75	OSEANIE:		
Australia	6	140	134	1 292	928	3	48	58	Australië		
New Zealand	1	39	60	64	50	..	7	17	Nieu-Seeland		
Other	1	..	1	Ander		
UNSPECIFIED	3	ONGESPESIFISEERD		