


*Biblioteek*

LIBRARY COPY



REPUBLIEK VAN SUID-AFRIKA  
REPUBLIC OF SOUTH AFRICA

1991-04-15  
LIBRARY  
SOUTH AFRICA



SENTRALE  
STATISTIEKDIENS  
CENTRAL  
STATISTICAL SERVICE

**STATISTIESE NUUSBERIG  
STATISTICAL NEWS RELEASE**

P0351

TOERISME EN MIGRASIE: JANUARIE 1991

TOURISM AND MIGRATION: JANUARY 1991

11 APRIL 1991

**SUMMARY**

The net result of immigration and emigration shows a gain of 671 persons for January 1991 compared with a gain of 594 persons for January 1990.

The net gain of professional, semi-professional and technical occupations was 89 persons during January 1991 compared with a gain of 31 persons during January 1990.

Foreign visitors who arrived in the RSA during January 1991 increased by 2,1% compared with January 1990. During January 1991 30,1% of the foreign visitors were resident in Europe and 11,1% in other overseas countries, while 58,8% were resident in Africa. Of the 28 985 visitors from Europe, 39,8% were resident in the United Kingdom and 23,3% in West Germany, while 64,6% of the visitors from the Americas were resident in the USA.

The majority of visitors from a single country during January 1991 were from Zimbabwe, namely 23,7% of the total, followed by 12,0% from the United Kingdom and 7,0% from West Germany.

**OPSOMMING**

Die netto resultaat van immigrasie en emigrasie toon 'n wins van 671 persone vir Januarie 1991 teenoor 'n wins van 594 persone vir Januarie 1990.

Die netto wins van professionele, semi-professionele en tegniese beroepe was 89 persone gedurende Januarie 1991 teenoor 'n wins van 31 persone gedurende Januarie 1990.

Vreemde besoekers wat in die RSA aangekom het, het gedurende Januarie 1991 met 2,1% toegeneem teenoor Januarie 1990. Gedurende Januarie 1991 was 30,1% van die vreemde besoekers woonagtig in Europa en 11,1% in ander oorsese lande, terwyl 58,8% in Afrika woonagtig was. Van die 28 985 besoekers uit Europa was 39,8% woonagtig in die Verenigde Koninkryk en 23,3% in Wes-Duitsland, terwyl 64,6% van die besoekers uit die Amerikas in die VSA woonagtig was.

Die meeste besoekers uit 'n enkele land gedurende Januarie 1991 was uit Zimbabwe, naamlik 23,7% van die totaal, gevolg deur 12,0% uit die Verenigde Koninkryk en 7,0% uit Wes-Duitsland.

*Swallego*

HEAD: CENTRAL STATISTICAL SERVICE  
HOOF: SENTRALE STATISTIEKDIENS

ENQUIRIES:		NAVRAE:	
PRETORIA	Tel. (012) 310-8911 Private Bag X44, Pretoria, 0001 Fax: 3108500 3108501	PRETORIA	Tel. (012) 310-8911 Privaatsak X44, Pretoria, 0001 Faks: 3108500 3108501
BLOEMFONTEIN	(051) 477767	KEMPTON PARK	(011) 3943420/1
DURBAN	(031) 3053904	KIMBERLEY	(0531) 33965
CAPE TOWN/KAAPSTAD	(021) 4616940	KLERKSDORP	(018) 24008
		NELSPRUIT	(01311) 52455/6
		PIETERSBURG	(01521) 71609
		PORT ELIZABETH	(041) 523801/2

## EXPLANATORY NOTES

## TABLES 2.2.1 AND 2.2.2

1. As from 1 January 1987 occupations are classified according to the Standard Classification of Occupations, First Edition, 1986.
2. Comparable data for 1986 and previous years are consequently not available for the following occupations:
  - Agricultural engineer
  - Industrial/production engineer
  - Medical specialist
  - Artisan, apprentice and related occupations
- 2.1 Agricultural and industrial/production engineer were previously included in the occupation "engineer, not elsewhere classified".
- 2.2 Medical specialist was previously included in the occupation "medical practitioner".
- 2.3 Artisan, apprentice and related occupations were previously classified with subgroup "production foreman and supervisor, miner and quarry worker, operator, production and related worker".

## VERDUIDELIKENDE OPMERKINGS

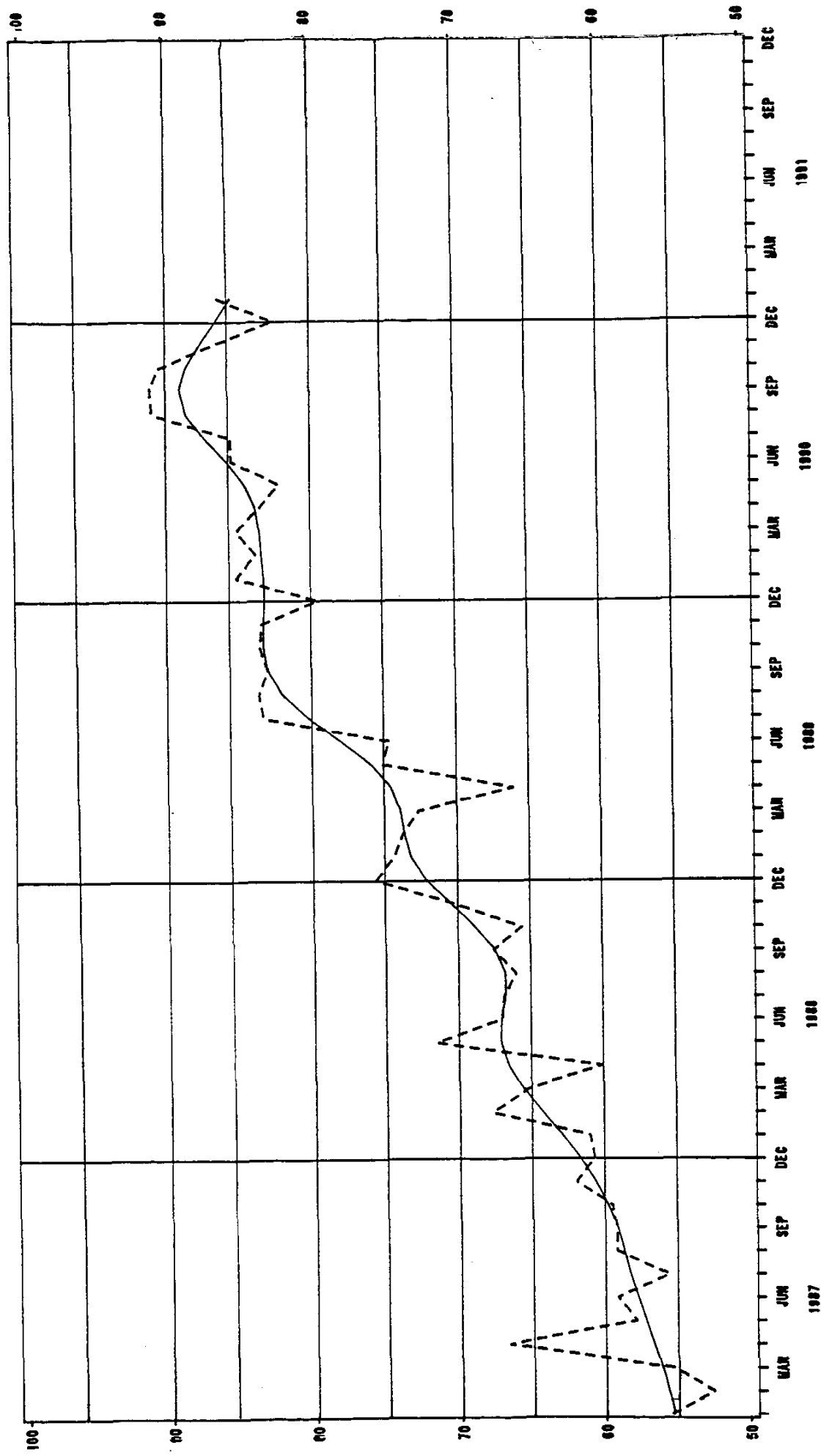
## TABELLE 2.2.1 EN 2.2.2

1. Vanaf 1 Januarie 1987 word beroepe geklassifiseer volgens die standaardberoepsklassifikasie, Eerste uitgawe, 1986.
2. Vergelykbare gegewens vir 1986 en vroeër jare is gevolglik nie beskikbaar vir die volgende beroepe nie:
  - Landbou-ingenieur
  - Bedryfs-/produksie ingenieur
  - Mediese spesialis
  - Ambagsman-, vakleerling- en verwante beroepe
- 2.1 Landbou- en bedryf/produksie-ingenieur is voorheen by die beroep "ingenieur, nie elders geklassifiseer", ingedeel.
- 2.2 Mediese spesialis is voorheen by die beroep "mediese praktisyn" ingedeel.
- 2.3 Ambagsman-, vakleerling- en verwante beroepe is voorheen by subgroep "produksievoorman en -toesighouer, myn- en steengroefwerker, operateur, produksie- en verwante werker" geklassifiseer.

P0351

VREEMDE BESOEKERS : AANKOMS  
DUISEND

FOREIGN VISITORS : ARRIVALS  
THOUSAND

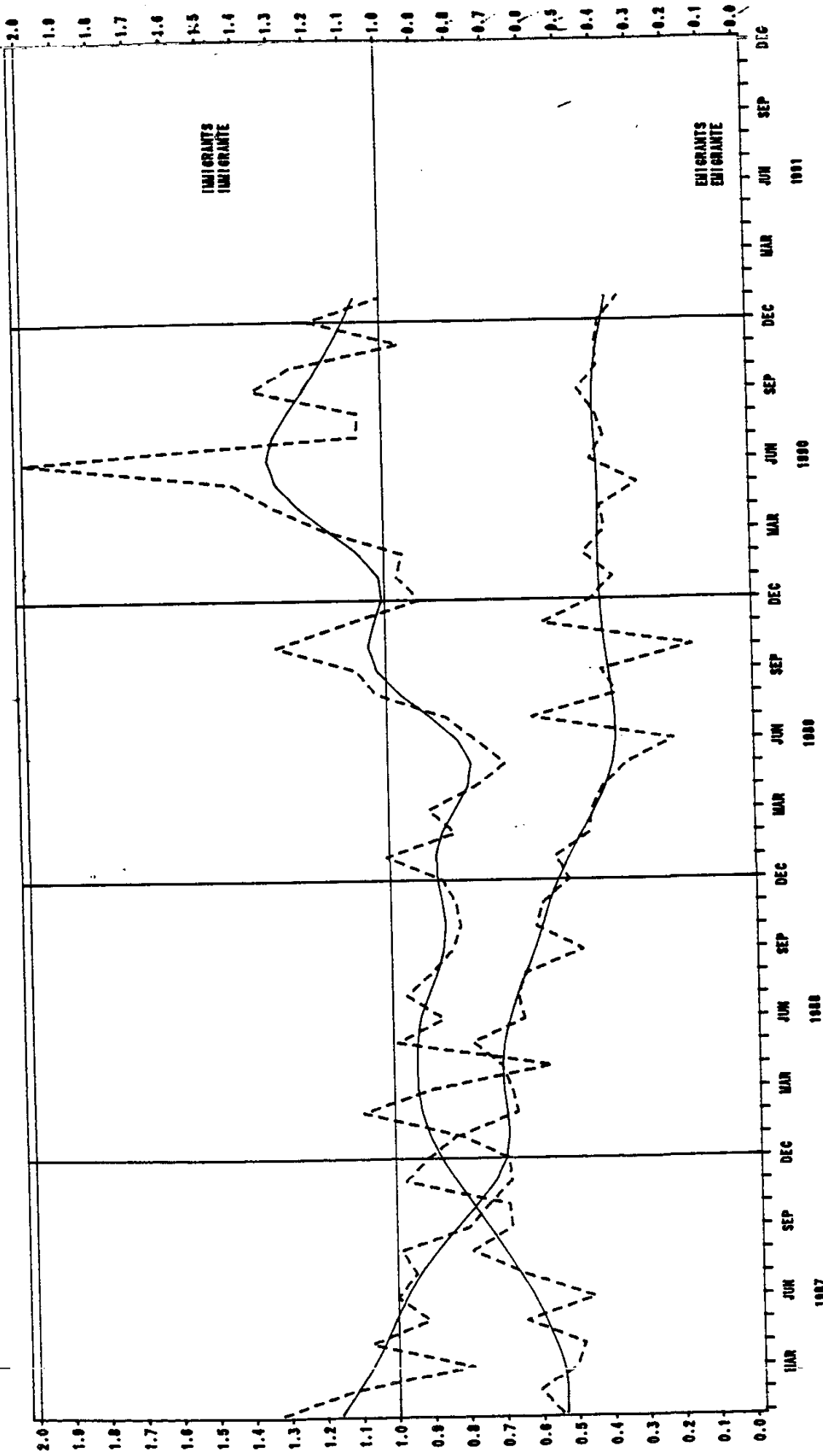


SEASONALLY ADJUSTED --- SEISOENSAANGEPAS  
TREND CYCLE - - - - - TENDENSSIKLUS

P0351

IMMIGRANTE EN EMIGRANTE  
DUISEND

IMMIGRANTS AND EMIGRANTS  
THOUSAND



SEASONALLY ADJUSTED TREND CYCLE  
TENDENSSIKLUS

1. TOURISM  
 1.1 Arrivals and departures of foreign visitors  
 and South African residents  
 1.1.1 Purpose of visit

Purpose of visit	Year - Jaar			Doel van besoek	
	January/Januarie	1990	1989		1988
(A) ARRIVALS: GRAND TOTAL	167 319	166 527	1 513 822	1 336 748	(A) AANKOMS: GROOTTOTAAL
(I) FOREIGN VISITORS - TOTAL	96 394	94 411	930 393	804 985	(I) VREEMDE BESOEKERS - TOTAAL
· ACTUAL DATA					· WERKLIKE GEGEWENS
· SEASONALLY ADJUSTED					· SEISOENSANGEPASTE GEWENS
· BUSINESS	86 262	85 079	179 269	165 866	· BESIGHEID
· HOLIDAY, INCLUDING PERSONS IN TRANSIT	16 655	16 462	734 493	622 196	· VAKANSIE, INSLUITENDE DEURGAANDE REISIGERS
· STUDY	76 340	75 168	15 514	16 923	· STUDIE
(II) SOUTH AFRICAN RESIDENTS RETURNING	3 399	2 781	583 429	531 763	(II) TERUGKERENDE SUID-AFRIKAANSE INWONERS
	70 925	72 116	613 076		
(B) DEPARTURES: GRAND TOTAL	150 594	149 219	1 464 398	1 342 683	(B) VERTREK: GROOTTOTAAL
(I) FOREIGN VISITORS - TOTAL	114 895	112 029	895 822	786 940	(I) VREEMDE BESOEKERS
(II) SOUTH AFRICAN RESIDENTS DEPARTING TEMPORARILY -					(II) SUID-AFRIKAANSE INWONERS
· TOTAL	35 699	37 190	568 576	555 743	· TOTAAL
· BUSINESS	11 127	12 195	146 831	137 861	· BESIGHEID
· HOLIDAY	23 638	23 930	415 686	411 586	· VAKANSIE
· STUDY	934	1 065	6 059	6 296	· STUDIE

1. TOURISM  
 1.1 Arrivals and departures of foreign visitors  
 and South African residents  
 1.1.2 Mode of travel

Arrivals and departures	Mode of travel - Wyse van reis				Aankoms en vertrek
	Total Totaal	Air-Lug	Rail-Spoor	Road-Pad	
(a) ARRIVALS:					(a) AANKOMS:
(i) Foreign visitors	167 319	94 525	613	69 906	(i) Vreemde besoekers
(ii) South African residents	96 394	44 373	402	50 621	(ii) Suid-Afrikaanse inwoners
	70 925	50 152	211	19 285	
(b) DEPARTURES:					(b) VERTREK:
(i) Foreign visitors	150 594	85 403	913	62 457	(i) Vreemde besoekers
(ii) South African residents	114 895	61 058	865	52 153	(ii) Suid-Afrikaanse inwoners
	35 699	24 345	48	10 304	

0 .. Not applicable/Nie van toepassing nie

1. TOERISME  
 1.2 Vreemde besoekers  
 1.2.1 Aankoms volgens land van verblyf  
 en wyse van reis (afgesluit)

1. TOURISM  
 1.2 Foreign visitors  
 1.2.1 Arrivals by country of residence  
 and mode of travel (concluded)

Country	Foreign visitors - Vreemde besoekers											
	January/Januarie		Mode of travel - Wyse van reis				Year - Jaar		Land			
	1990	1991	Air Lug	Rail Spoor	Road Pad	Sea See	1989	1990				
EUROPE:	35	155	23	035	13	5	586	351	332	279	349	685
Austria	962	903	1	676	1		215	11	9	486	9	986
Belgium	805	714		594			120		10	350	10	964
Denmark	223	221		116			98	7	1	752	1	891
Finland	195	120		84			34	2	1	261	1	561
France	1	856	1	479	1		276	7	17	342	20	579
Greece	501	316		231			39	46	5	131	4	686
Ireland	506	445		323			122	15	4	087	4	405
Italy	1	808	1	273			197	15	15	677	16	061
Luxembourg	45	48		38			10	15	15	428	16	665
Netherlands	1	651	1	006			258	12	1	332	1	405
Norway	121	106		69			25	12	1	183	8	228
Portugal	1	223		381			73	3	9	331	4	812
Spain	487	353		278			42	33	5	613	2	430
Sweden	264	281		174			102	5	2	396	19	987
Switzerland	2	376		1261			345	5	18	599	135	404
UK	13	130		9769	11	1	662	80	129	982	83	443
West Germany	8	329		4779		1	894	78	79	435	6	631
Other	673	610		504	0		74	32	4	894		
OCEANIA:	2	131	1	170	2		431	4	20	527	22	744
Australia	1	796		994	1		325	2	16	952	18	862
New Zealand	331	284		175	1		106	2	3	539	3	838
Other	4	1		1	0		0	0		36		
UNSPECIFIED	98	210		105			104	1	3	499	1	473

EUROPE: Oostenryk, België, Denemarke, Finland, Frankryk, Griekeland, Ierland, Italië, Luxemburg, Nederland, Noorwee, Portugal, Spanje, Swede, Switserland, VK, Wes-Duitsland, Ander

OCEANIA: Australië, Nieu-Seeland, Ander

UNSPECIFIED: ONGESPESIFISEERD

1. TOURISM  
 1.2 Foreign visitors by country of residence  
 1.2.1 Arrivals by country of residence  
 and mode of travel

1. TOERISME  
 1.2 Vreemde besoekers  
 1.2.1 Aankoms volgens land van verblyf  
 en wyse van reis

Country	Foreign visitors - Vreemde besoekers									
	January/Januarie		Mode of travel - Wyse van reis					Year - Jaar		Land
	1990	1991	Air Lug	Rail Spoor	Road Pad	Sea See	1989	1990		
GRAND TOTAL	94 411	96 394	44 373	402	50 621	998	930 393	1 029 094	GROOTOTAAL	
AFRICA:	45 253	56 690	12 586	382	43 223	499	460 633	535 501	AFRIKA:	
Botswana	5 714	6 833	1 296	43	5 486	8	61 670	70 901	Botswana	
Kenya	4 126	3 373	306	..	3 067	..	1 281	1 525	Kenia	
Lesotho	1 368	1 896	984	..	912	..	36 450	36 957	Lesotho	
Malawi	448	453	411	..	42	..	15 625	19 443	Malawi	
Mauritius	2 550	3 410	1 963	6	1 436	5	4 508	5 057	Mauritius	
Mozambique	7 185	6 560	433	6	6 115	6	17 568	24 601	Mosambiek	
Swaziland	1 614	1 574	984	2	586	2	72 568	71 510	Swaziland	
Zambia	18 779	22 869	2 947	309	19 607	6	14 943	18 107	Zambie	
Zimbabwe	3 355	9 581	3 153	16	5 941	471	210 664	255 988	Zimbabwe	
Other	5 452	3 939	3 334	..	494	111	25 356	31 412	Ander	
ASIA:	158	243	219	..	23	..	49 592	52 719	ASIë:	
Hong Kong	159	298	238	..	43	17	2 141	2 940	Hong-Kong	
India	1 416	1 175	1 121	..	52	2	1 789	2 317	Indië	
Israel	362	355	290	..	53	12	17 092	14 665	Israel	
Japan	36	81	60	..	14	7	5 728	6 122	Japan	
Korea	2 341	1 139	897	..	233	9	808	945	Korea	
Republic of China	980	648	509	..	76	63	15 631	17 350	Republiek van Sjina	
Other	6 322	4 963	4 143	5	783	32	6 403	8 380	Ander	
AMERICAS:	207	148	138	..	10	..	63 863	66 972	AMERIKAS:	
Argentina	332	374	353	..	16	5	939	1 524	Argentinië	
Brazil	1 311	990	811	2	163	14	2 912	3 141	Brasilië	
Canada							10 789	12 078	Kanada	



1. TOURISM  
 1.3 South African residents  
 1.3.1 Departures by country  
 and mode of travel

1. TOERISME  
 1.3 Suid-Afrikaanse inwoners  
 1.3.1 Vertrek volgens land van bestemming  
 en wyse van reis

Country	South African residents - Suid-Afrikaanse inwoners										Land
	January/Januarie		Mode of travel - Wyse van reis				Year - Jaar				
	1990	1991	Air Lug	Rail Spoor	Road Pad	Sea See	1989	1990			
<b>GRAND TOTAL</b>	37 190	35 699	24 345	48	10 304	1 002	568 576	616 016			<b>GROOTTOTAAL</b>
<b>AFRICA:</b>											<b>AFRIKA:</b>
Botswana	20 406	21 929	11 304	48	10 108	469	283 821	310 580			Botswana
Kenya	3 372	2 831	1 229	..	1 602	..	38 422	50 626			Kenia
Lesotho	1 171	93	93	..	810	..	960	1 109			Lesotho
Malawi	697	952	142	..	13	..	13 091	13 640			Malawi
Mauritius	2 342	524	511	..	371	371	10 386	9 956			Mauritius
Mozambique	1 064	3 075	2 704	..	31	25	38 120	37 302			Mosambiek
Swaziland	3 614	1 057	1 000	..	2 708	5	12 445	15 896			Swaziland
Zambia	380	3 084	371	..	25	..	50 580	48 032			Zambië
Zimbabwe	6 313	425	400	..	4 536	..	4 544	5 836			Zimbabwe
Other	1 362	3 485	3 034	47	0	68	99 587	111 860			Ander
<b>ASIA:</b>											<b>ASIE:</b>
Hong Kong	2 472	1 581	1 575	..	5	1	43 409	42 428			Hong-Kong
India	271	247	247	..	..	..	7 022	6 575			Indië
Israel	267	343	342	..	1	..	3 605	2 798			Israel
Japan	834	244	244	..	..	..	13 929	13 614			Japan
Korea	26	54	52	..	1	1	1 352	1 112			Korea
Republic of China	4	2	2	..	2	..	78	92			Republiek van Sjina
Other	431	540	538	..	1	..	6 293	7 502			Ander
	639	151	150	..	..	..	11 130	10 735			
<b>AMERICAS:</b>											<b>AMERIKAS:</b>
Argentina	1 720	1 565	1 451	..	7	107	22 659	23 086			Argentinië
Brazil	23	32	32	..	..	..	245	442			Brasilië
Canada	331	360	279	..	..	..	5 727	6 362			Kanada
Chile	103	114	114	..	..	..	1 660	1 587			Chile
Columbia	16	13	13	..	..	..	267	276			Columbia
Mexico	1	1	1	..	..	..	9	21			Mexico
Paraguay	1	3	3	..	..	..	8	14			Paraguay
Peru	3	1	1	..	..	..	44	46			Peru
Venezuela	4	2	2	..	..	..	10	20			Venezuela
USA	1	1	1	..	..	..	12	19			VSA
Other	1 227	1 038	1 005	..	7	26	14 559	14 198			Ander
	10	1	1	..	0	0	118	101			

1. TOURISM  
 1.3 South African residents  
 1.3.1 Departures by country of destination  
 and mode of travel (concluded)

1. TOERISME  
 1.3 Suid-Afrikaanse inwoners  
 1.3.1 Vertrek volgens land van bestemming  
 en wyse van reis (afgesluit)

Country	South African residents - Suid-Afrikaanse inwoners										
	January/Januarie		Mode of travel - Wyse van reis				Year - Jaar		Land		
	1990	1991	Air Lug	Rail Spoor	Road Pad	Sea See	1989	1990			
EUROPE:	11	319	9	617	132	49	203	554	230	322	EUROPA:
Austria	242	148	..	..	4	..	2	450	2	563	Oostenryk
Belgium	284	314	..	..	2	..	5	193	6	458	België
France	562	547	..	..	5	..	8	548	10	300	Frankryk
Greece	268	223	..	..	6	..	11	105	12	486	Griekeland
Italy	412	438	..	..	3	..	10	129	11	415	Italië
Luxembourg	184	181	..	..	..	..	3	458	4	678	Luxemburg
Netherlands	573	332	..	..	3	..	8	857	10	249	Nederland
Portugal	910	784	..	..	12	..	19	481	25	535	Portugal
Spain	41	42	..	..	..	..	19	897	25	797	Spanje
Switzerland	974	844	..	..	4	..	12	480	12	484	Switserland
UK	5 085	4 514	..	..	75	46	91	765	100	734	VK
West Germany	1 680	1 322	..	..	13	..	27	371	29	848	Wes-Duitsland
Other	104	109	..	..	5	..	1	820	2	775	Ander
OCEANIA:	623	473	..	..	2	156	4	880	4	916	OSEANIë:
Australia	572	440	..	..	2	156	4	372	4	393	Australië
New Zealand	51	32	..	..	..	..	4	499	4	518	Nieu-Seeland
Other	0	1	..	..	0	..	9	9	5	5	Ander
UNSPECIFIED	650	353	..	..	50	220	10	253	4	684	ONGESPEKIFISEERD

2. MIGRASIE  
2.1 Immigrante en emigrante  
2.1.1 Opsommingstabel

Immigrants and emigrants	January/Januarie		Year - Jaar	
	1991	1990	1990	1988
(A) IMMIGRANTS: GRAND TOTAL · ACTUAL DATA · SEASONALLY ADJUSTED DATA	1 056 1 004	1 016 965	14 499 14 689	11 270 11 158
(I) PERSONS WHO ARRIVED AS APPROVED IMMIGRANTS	255	430	4 552	3 798
(II) PERSONS WHO AFTER ARRIVAL AS VISITORS WERE APPROVED AS IMMIGRANTS	801	586	9 947	7 472
(B) EMIGRANTS · ACTUAL DATA · SEASONALLY ADJUSTED DATA	385 336	422 366	4 722 4 746	4 911 4 852
(C) NET GAIN/LOSS	+671	+594	+9 777	+6 359
				+2 633

2. MIGRASIE  
2.1 Immigrante en emigrante  
2.1.2 Wyse van reis

Immigrants and emigrants	Mode of travel - Wyse van reis			
	Total Totaal	Air-Lug	Rail-Spoor	Road-Pad   Sea-See
(a) Immigrants 1/	255	237	1	17
(b) Emigrants	385	241	..	9
				135

1/ Not applicable/Nie van toepassing nie  
persons who arrived as approved immigrants/persons who arrived as approved immigrants

2. MIGRATION  
2.2 Migrants by occupations  
2.2.1 Immigrants

2. MIGRASIE  
2.2 Migrante volgens beroepe  
2.2.1 Immigrante

Occupations	January/Januarie				Year - Jaar			Beroepe
	1991		1990		1990	1989	1988	
GRAND TOTAL	1 056	1 016	14 499	11 270	10 400		GROOTTOTAAL	
TOTAL - ECONOMICALLY ACTIVE	511	461	6 727	5 093	5 010		TOTAAL - EKONOMIES BEDRYWIG	
PROFESSIONAL, SEMI-PROFESSIONAL AND TECHNICAL OCCUPATIONS - TOTAL	154	119	1 862	1 410	1 377		PROFESSIONELE, SEMI-PROFESSIONELE EN TEGNIESE BEROEPE - TOTAAL	
ENGINEERS AND RELATED TECHNOLOGISTS	52	32	573	380	390		INGENIEURS- EN VERWANTE TEGNOLOË	
INDUSTRIAL/PRODUCTION	..	1	20	23	9		BEDRYF/PRODUKSIE	
CHEMICAL	..	3	9	18	17		CHEMIES	
ELECTRICAL AND RELATED	14	8	131	109	94		ELEKTRIES EN VERWANT	
AGRICULTURAL	..	..	4	2	11		LANDBOU	
MECHANICAL	..	..	72	46	52		MEGANIES/WERKTUIGKUNDIG	
METALLURGICAL	2	..	4	8	7		METALLURGIES	
MINING	3	..	12	14	17		MYNBOU	
CIVIL AND RELATED	5	6	97	36	34		SIVIEL EN VERWANT	
ENGINEERS N.E.C.	21	10	224	124	149		INGENIEURS N.E.G.	
MEDICAL PRACTITIONER	9	5	125	56	61		MEDIESE PRAKTISYN	
MEDICAL SPECIALIST	..	1	10	13	7		MEDIESE SPESIALIS	
DENTAL PROFESSIONS	..	1	14	4	7		TANDHEELKUNDIGE BEROEPE	
EDUCATION AND RELATED OCCUPATIONS	17	5	137	108	125		ONDERWYS- EN VERWANTE BEROEPE	
ACCOUNTANT AND RELATED ACCOUNTING OCCUPATIONS	8	4	107	85	83		REKENMEESTER- EN VERWANTE REKENINGKUNDIGE BEROEPE	
OTHER	68	71	896	764	704		ANDER	
MANAGERIAL, EXECUTIVE AND ADMINISTRATIVE OCCUPATIONS	67	71	820	693	610		BESTUURS-, UITVOERENDE EN ADMINISTRATIEWE BEROEPE	
CLERICAL AND SALES OCCUPATIONS	129	122	1 884	1 324	1 088		KLERKLIKE EN VERKOOPSBEROEPE	
TRANSPORT, DELIVERY AND COMMUNICATIONS OCCUPATIONS	3	3	43	30	31		VERVOER-, AFLEWERING- EN KOMMUNIKASIEBEROEPE	
SERVICE OCCUPATIONS	29	13	267	188	207		DIENSBEROEPE	
FARMING AND RELATED OCCUPATIONS	6	5	73	58	57		BOERDERY- EN VERWANTE BEROEPE	
ARTISANS, APPRENTICE AND RELATED OCCUPATIONS	72	91	1 156	829	673		AMBAGSMAN-, VAKLEERLING- EN VERWANTE BEROEPE	
PRODUCTION FOREMAN AND SUPERVISOR, MINER AND QUARRY WORKER, OPERATOR, PRODUCTION AND RELATED WORKER	23	14	301	196	135		PRODUKSIEVOORMAN EN -TOESIGHOUER, MYN- EN STEENGROEFWERKER, OPERATEUR. PRODUKSIE- EN VERWANTE WERKER	
OCCUPATION UNSPECIFIED AND N.E.C.	28	23	321	365	832		BEROEP ONGESPESIFISEERD EN N.E.G.	
TOTAL - NOT ECONOMICALLY ACTIVE	545	555	7 772	6 177	5 390		TOTAAL - NIE-EKONOMIES BEDRYWIG	
HOUSE-KEEPING	178	221	3 051	2 424	2 206		TUISTESKEPPER	
CHILD - NOT SCHOLAR	93	83	1 136	929	1 028		KIND - NIE-SKOLIER	
SCHOLAR/STUDENT	189	163	2 364	1 754	1 084		SKOLIER/STUDENT	
LABOUR DISABLED	50	5	262	101	111		ARBEIDSONGESKIKTE	
PENSIONER	35	83	944	960	943		PENSIONARIS	
NOT ECONOMICALLY ACTIVE N.E.C.	..	..	15	9	18		NIE-EKONOMIES BEDRYWIG N.E.G.	

2. MIGRATION  
2.2 Migrants by occupations  
2.2.2 Emigrants

2. MIGRASIE  
2.2 Migrante volgens beroepe  
2.2.2 Emigrante

Occupations	Year - Jaar				Beroepe
	January/Januarie		1988		
	1991	1990	1989	1988	
GRAND TOTAL	385	422	4 911	7 767	GROOTTOTAAL
TOTAL - ECONOMICALLY ACTIVE	155	216	2 372	3 496	TOTAAL - EKONOMIES BEDRYWIG
PROFESSIONAL, SEMI-PROFESSIONAL AND TECHNICAL OCCUPATIONS - TOTAL	65	88	1 043	1 396	PROFESIONELE, SEMI-PROFESIONELE EN TEGNIESE BEROEPE - TOTAAL
ENGINEERS AND RELATED TECHNOLOGISTS	15	13	229	286	INGENIEURS- EN VERWANTE TEGNOLOË BEDRYF/PRODUKSIE
INDUSTRIAL/PRODUCTION	..	1	12	17	CHEMIES
CHEMICAL	..	1	9	8	ELEKTRIES EN VERWANT
ELECTRICAL AND RELATED	..2	4	53	48	LANDBOU
AGRICULTURAL	..	4	0	9	MEGANIES/WERKTUIGKUNDIG
MECHANICAL	..2	9	12	15	METALLURGIES
METALLURGICAL	..	..	0	2	MYNBOU
MINING	..	..	8	10	SIVIEL EN VERWANT
CIVIL, AND RELATED	..1	..	8	44	INGENIEURS N.E.G.
ENGINEERS N.E.C.	10	7	111	133	MEDIESE PRAKTISYN
MEDICAL PRACTITIONER	..	2	32	60	MEDIESE SPESIALIS
MEDICAL SPECIALIST	..1	1	4	13	TANDHELFKUNDIGE BEROEPE
DENTAL PROFESSIONS	..	1	4	10	ONDERWYS- EN VERWANTE BEROEPE
EDUCATION AND RELATED OCCUPATIONS	15	11	153	194	REKENMEESTER- EN VERWANTE
ACCOUNTANT AND RELATED ACCOUNTING OCCUPATIONS	7	10	111	158	REKENINGKUNDIGE BEROEPE
OTHER	27	51	510	675	ANDER
MANAGERIAL, EXECUTIVE AND ADMINISTRATIVE OCCUPATIONS	18	18	217	360	BESTUURS-, UITVOERENDE EN ADMINISTRATIEWE BEROEPE
CLERICAL AND SALES OCCUPATIONS	38	50	498	693	KLERKLIKE EN VERKOOPSBEROEPE
TRANSPORT, DELIVERY AND COMMUNICATIONS OCCUPATIONS	1	1	18	23	VERVOER-, AFLEWERING- EN KOMMUNIKASIEBEROEPE
SERVICE OCCUPATIONS	3	4	53	76	DIENSBEROEPE
FARMING AND RELATED OCCUPATIONS	1	..	18	14	BOERDERY- EN VERWANTE BEROEPE
ARTISANS, APPRENTICE AND RELATED OCCUPATIONS	23	22	288	415	AMBAGSMAN-, VAKLEERLING- EN VERWANTE BEROEPE
PRODUCTION FOREMAN AND SUPERVISOR, MINER AND QUARRY WORKER, OPERATOR, PRODUCTION AND RELATED WORKER	2	4	49	64	PRODUKSIEVOORMAN EN -TOESIGHOUER, MYN- EN STEENGROEFWERKER, OPERATEUR, PRODUKSIE- EN VERWANTE WERKER
OCCUPATION UNSPECIFIED AND N.E.C.	4	29	188	455	BEROEP ONGESPEESIFISEERD EN N.E.G.
TOTAL - NOT ECONOMICALLY ACTIVE	230	206	2 539	4 271	TOTAAL - NIE-EKONOMIES BEDRYWIG
HOUSE-KEEPING	61	84	904	1 317	TUISTESKEPPER
CHILD - NOT SCHOLAR	77	15	609	1 689	KIND - NIE-SKOLIER
SCHOLAR/STUDENT	72	93	743	859	SKOLIER/STUDENT
LABOUR DISABLED	20	14	3	394	ARBEIDSONGESKAKTE
PENSIONER	..	..	266	12	PENSIONARIS
NOT ECONOMICALLY ACTIVE N.E.C.	..	..	14	..	NIE-EKONOMIES BEDRYWIG N.E.G.



