





REPUBLIC OF SOUTH AFRICA
REPUBLIEK VAN SUID-AFRIKA



SENTRALE
STATISTIEKDIENS
CENTRAL
STATISTICAL SERVICE

**STATISTICAL NEWS RELEASE
STATISTIESE NUUSBERIG**

P0351

TOERISME EN MIGRASIE: FEBRUARIE 1992

TOURISM AND MIGRATION: FEBRUARY 1992

9 JUNIE | JUNE 1992

SUMMARY

The net result of immigration and emigration shows a gain of 1 299 persons for the period January 1992 to February 1992 compared with a gain of 1 340 persons for the same period of the previous year.

Visitors from countries other than Africa increased during February 1992 by 23,8% compared with February 1991. Of this, visitors from Asia and Oceania increased by 52,9% and 31,7% respectively.

During February 1992 the South African residents who went abroad increased by 26,7% against February 1991. Of the 42 195 South African residents who went abroad, 63,1% were on holiday, 33,8% went for business, 2,1% for work, while 1,0% went for other purposes.

OPSOMMING

Die netto resultaat van immigrasie en emigrasie toon 'n wins van 1 299 persone vir die tydperk Januarie 1992 tot Februarie 1992 teenoor 'n wins van 1 340 persone vir dieselfde tydperk verlede jaar.

Besoekers uit lande anders as Afrika het gedurende Februarie 1992 met 23,8% toegeneem teenoor Februarie 1991. Hiervan het besoekers uit Asië en Oseanië met onderskeidelik 52,9% en 31,7% toegeneem.

Gedurende Februarie 1992 het die Suid-Afrikaanse inwoners wat na die buiteland vertrek het met 26,7% toegeneem teenoor Februarie 1991. Van die 42 195 Suid-Afrikaanse inwoners wat na die buiteland vertrek het, het 63,1% met vakansie gegaan, 33,8% vir besigheidsdoeleindes, 2,1% vir werk, terwyl 1,0% vir ander doeleindes gegaan het.


 HEAD: CENTRAL STATISTICAL SERVICE
 HOOF: SENTRALE STATISTIEKDIENS

ENQUIRIES:		NAVRAE:	
PRETORIA	Tel. (012) 310-8911 Private Bag X44, Pretoria, 0001 Fax: 3108500 3108501	PRETORIA	Tel. (012) 310-8911 Private Sak X44, Pretoria, 0001 Faks: 3108500 3108501
BLOEMFONTEIN	(051) 477767	KEMPTON PARK	(011) 3943420/1
DURBAN	(031) 3053904	KIMBERLEY	(0531) 33965
CAPE TOWN/KAAPSTAD	(021) 4612098	KLERKSDORP	(018) 4624008
		NELSPRUIT	(01311) 52455/6
		PIETERSBURG	(01521) 71609
		PORT ELIZABETH	(041) 523801/2

EXPLANATORY NOTES

As from March 1970, travellers to and from Botswana, Lesotho and Swaziland (BLS countries) were included in tourist statistics for the first time. With effect from December 1980, the data on RSA, Botswana, Lesotho and Swaziland citizens (foreign visitors excluded) were not taken into account, since the collection of the basic data had been discontinued. However, as from October 1991 all travellers to and from Botswana, Lesotho and Swaziland are once again included (contract workers excluded) in the tourism statistics. Data on RSA citizens visiting these countries are still excluded since the completion of the relevant source document is not required of them.

As from January 1992 the particulars of contract workers and border traffic concessions are included in the data and are shown separately in Table 1.1.1, while the detail by country of residence is furnished in Table 1.2.2.

Border traffic concession is granted to a person who crosses the border on a frequent basis. This concession is granted for a maximum period of six months after which it can be renewed if necessary.

As a result of the changed procedure in the handling of visitors from the BLS countries since October 1991, data in respect of foreign visitors is, from the the aforementioned month, no longer comparable with that of previous months. To achieve comparability it is necessary to omit the visitors from the BLS countries.

In comparing tourism information with that of previous periods from January 1992, it is necessary to omit the effect of the inclusion of contract workers and border control concessions (from all countries) on the number of foreign visitors. As from January 1992 the same applies to South African residents who depart as contract workers or with border traffic concessions.

The above-mentioned adjustments are taken into account in the analysis of the tourism data which appears in the "Summary".

VERDUIDELIKENDE OPMERKINGS

Reisigers na en van Botswana, Lesotho en Swaziland (BLS-lande) is met ingang van Maart 1970 vir die eerste keer by statistieke van toeriste ingesluit. Met ingang van Desember 1980 is die gegewens ten opsigte van burgers van die RSA, Botswana, Lesotho en Swaziland (vreemde besoekers uitgesluit) buite rekening gelaat, aangesien die invordering van die basiese gegewens gestaak is. Met ingang van Oktober 1991 word alle reisigers van en na Botswana, Lesotho en Swaziland (kontrakwerkers uitgesluit) egter weer by die toerismestatistieke ingesluit. Gegewens oor RSA-burgers wat dié lande besoek, word steeds uitgesluit omdat die voltooiing van die betrokke brondokument nie van hulle verlang word nie.

Die besonderhede van kontrakwerkers en grensverkeervergunnings is vanaf Januarie 1992 by die gegewens ingesluit en word afsonderlik in Tabel 1.1.1 getoon, terwyl 'n uiteensetting volgens land van verblyf in Tabel 1.2.2 verstrekk word.

Grensverkeervergunning word aan 'n persoon wat op 'n gereelde basis oor die grens beweeg toegestaan. Hierdie vergunning word vir 'n maksimum tydperk van ses maande toegestaan, waarna dit weer hernieu kan word indien nodig.

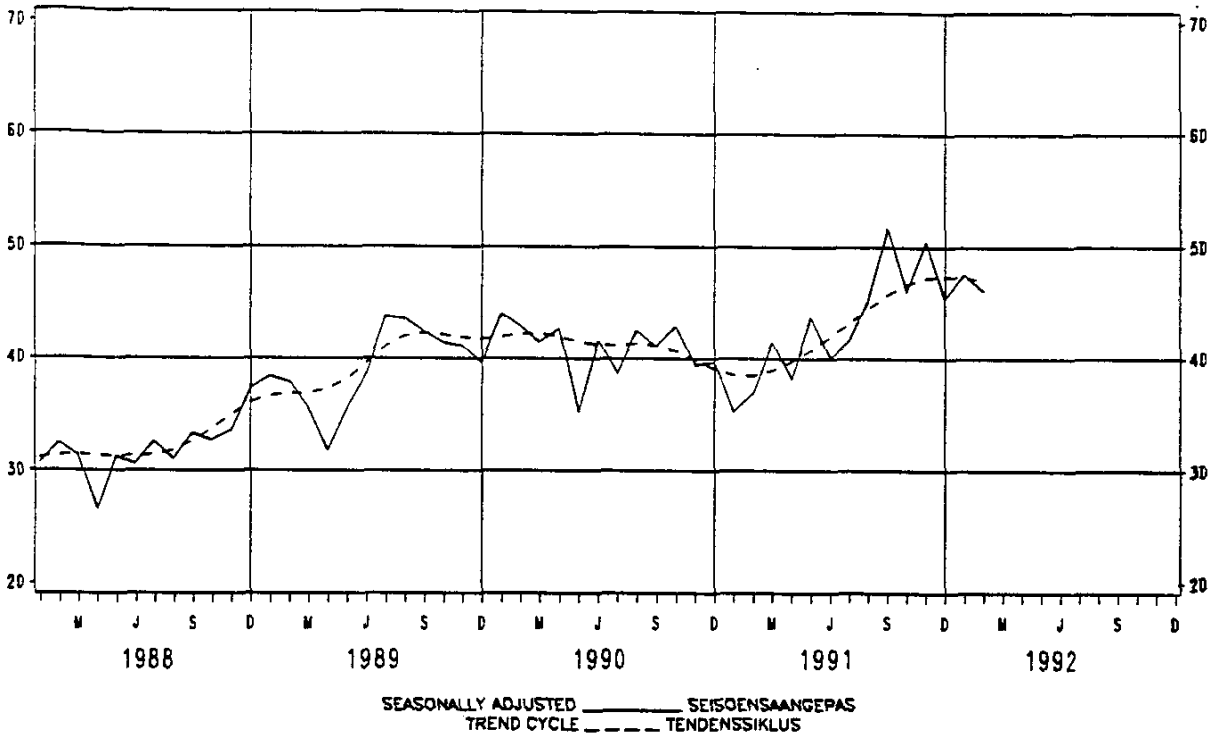
As gevolg van die gewysigde prosedure in die hantering van besoekers vanaf die BLS-lande sedert Oktober 1991 is die gegewens oor vreemde besoekers vanaf genoemde maand nie meer vergelykbaar met vorige maande nie. Om vergelykbaarheid daar te stel is dit nodig om die besoekers uit die BLS-lande buite rekening te laat.

In die vergelyking van toerismegegewens vanaf Januarie 1992, met dié van vorige tydperke is dit nodig om die effek wat die insluiting van kontrakwerkers en grensverkeervergunnings (vanaf alle lande) op die getal vreemde besoekers het, buite rekening te laat. Vanaf Januarie 1992 geld dieselfde ten opsigte van Suid-Afrikaanse inwoners wat as kontrakwerkers en met grensverkeervergunnings vertrek.

Bogenoemde aanpassings aan die toerismegegewens word in berekening gebring by die ontleding wat in die "Opsomming" verskyn.

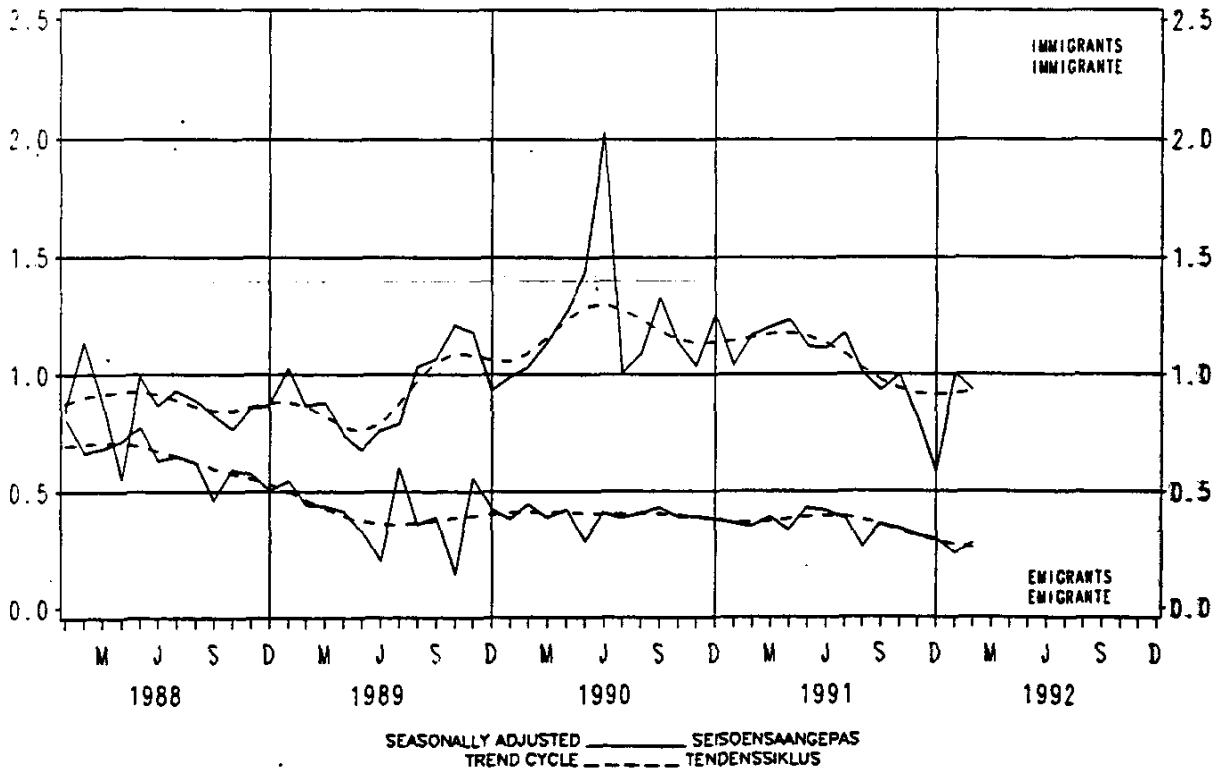
FOREIGN VISITORS : ARRIVALS
EXCLUDING AFRICA
THOUSAND

VREEMDE BESOEKERS : AANKOMS
UITGESONDERD AFRIKA
DUISEND



IMMIGRANTS AND EMIGRANTS
THOUSAND

IMMIGRANTE EN EMIGRANTE
DUISEND



1. TOURISME 1/
1.1 Aankoms en vertrek van vreemde besoekers
en Suid-Afrikaanse inwoners
1.1.1 Doel van besoek

Doel van besoek	1991		1992		1991		1992	
	Feb.	1991	1992	1991	1991	1992	1991	1992
(a) ARRIVALS: GRAND TOTAL								
(1) Foreign visitors - Total	267 002	115 414	629 314	282 733	2 375 408			
Actual data	225 814	85 389	495 187	181 783	1 709 554			
Seasonally adjusted	227 711	85 568	86 525	33 061	318 034			
Business	42 678	16 406	332 367	143 243	1 370 835			
Holiday	159 398	66 803	6 950	5 479	20 685			
Study	2 506	2 080	2 915			
Work	13 675	..	37 541			
Contract workers	2 952	..	7 344			
Border traffic concession	9 713	..	21 545			
Transit	41 188	30 025	134 127	100 950	665 854			
(11) South African residents returning								
(b) DEPARTURES: GRAND TOTAL								
(1) Foreign visitors - Total	266 462	119 476	697 555	270 070	2 389 761			
(11) South African residents departing temporarily - Total	224 267	86 180	498 674	201 075	1 712 677			
Total	42 195	33 296	98 881	68 995	677 084			
Business	14 251	12 354	28 014	23 481	179 899			
Holiday	26 638	20 614	58 858	44 252	491 709			
Study	329	328	1 530	1 262	5 476			
Work	885	..	2 289			
Contract workers	4	..	18			
Border traffic concession	5	..	18			
Transit	83	..	156			

1. TOURISME 1/
1.1 Aankoms en vertrek van vreemde besoekers
en Suid-Afrikaanse inwoners
1.1.2 Wyse van reis

Aankoms en vertrek	1991		1992	
	Feb.	1991	1992	1991
(a) ARRIVALS: GRAND TOTAL				
(1) Foreign visitors	267 002	115 414	629 314	282 733
(11) South African residents	41 188	30 025	134 127	100 950
(b) DEPARTURES: GRAND TOTAL				
(1) Foreign visitors	266 462	119 476	697 555	270 070
(11) South African residents	224 267	86 180	498 674	201 075

Mode of travel - Wyse van reis

Total	Air-Lug	Rail-Spoor	Road-Pad	Sea-See
267 002	91 315	133	174 821	733
225 814	60 638	116	164 542	516
41 188	30 677	17	10 279	215

February/Februarie 1992

Not applicable/Nie van toepassing nie
Please see explanatory notes / kyk asseblief verduidelikende opmerkings

1. TOURISM 1/
 1.2 Foreign visitors
 1.2.1 Arrivals by country of residence
 and mode of travel

Country	Foreign visitors - Vreemde besoekers										Land
	February/Februarie		Mode of travel - Wyse van reis		Jan. -		Feb.		1992		
	1991	1992	Air Lug	Rail Spoor	Road Pad	Sea See	1991	1992	1991	1992	
GRAND TOTAL	85 389	225 814	60 838	116	164 542	518	181 783	495 187	GROTTOTAAL		
AFRICA: 1/	40 862	170 597	12 908	93	157 584	12	97 552	386 148	AFRIKA: 1/		
Botswana	3 947	17 425	1 085	1	16 339	..	10 780	36 899	Botswana		
Egypt	10	40	33	..	3	..	27	80	Egipte		
Kenya	120	553	510	..	43	..	261	1 016	Kenia		
Lesotho	2 046	70 052	245	7	69 800	..	5 419	157 627	Lesotho		
Malawi	1 608	2 053	946	..	1 107	..	3 504	4 317	Malawi		
Mauritius	496	592	537	..	54	..	949	1 211	Mauritius		
Mozambique	2 425	7 048	1 937	1	5 110	..	5 835	17 359	Mozambiek		
Namibia	5 070	11 948	1 656	..	10 291	1	11 967	27 378	Namibië		
Reunion	30	85	79	..	6	..	193	391	Reunion		
Seychelles	31	35	31	..	4	..	52	78	Seychelle		
Swaziland	4 071	31 906	455	1	31 449	1	10 631	75 898	Swaziland		
Zaire	1 586	576	528	..	50	..	1 073	1 149	Zaire		
Zambia	1 281	1 537	652	1	684	..	2 855	3 409	Zambia		
Zimbabwe	18 050	24 423	3 036	80	21 307	..	40 919	53 290	Zimbabwe		
Other	1 091	2 324	980	2	1 337	5	3 087	5 948	Ander		
ASIA:	3 850	5 916	5 144	1	652	119	7 789	12 142	ASIE:		
Cyprus	89	100	92	..	8	..	168	200	Ciprus		
Hong Kong	218	638	612	..	24	..	461	992	Hongkong		
India	210	479	439	..	32	8	508	1 005	Indië		
Israel	935	843	747	..	96	..	2 110	2 108	Israel		
Japan	452	835	787	..	21	27	807	1 609	Japan		
Korea	78	74	59	..	12	3	160	194	Korea		
Pakistan	56	161	141	..	17	3	116	348	Pakistan		
Philippines	131	188	109	..	26	53	316	383	Filippyne		
Republic of China	1 464	1 899	1 651	..	241	7	2 603	3 884	Republiek van Sjina		
Singapore	60	94	91	..	3	..	134	163	Singapoer		
Other	156	605	416	1	172	16	406	1 258	Ander		
AMERICAS:	4 547	5 864	4 964	4	779	117	9 510	12 648	AMERIKAS:		
Argentina	124	260	237	..	23	..	272	564	Argentinië		
Brazil	243	208	195	..	8	4	617	550	Brasilië		
Canada	1 128	1 194	1 022	1	163	8	2 118	2 485	Kanada		
Chili	70	95	83	..	12	..	166	194	Chili		
Columbia	12	18	14	..	4	..	29	59	Kolumbia		
Mexico	5	9	8	..	1	..	16	23	Meksiko		
Paraguay	16	19	16	50	42	Paraguay		
Peru	12	21	8	..	13	..	19	49	Peru		
Uruguay	17	24	19	..	5	..	31	58	Uruguay		
USA	2 887	3 891	3 286	2	507	98	6 095	8 358	USA		
Venezuela	12	22	22	..	1	..	31	36	Venezuela		
Other	21	103	51	..	42	9	66	230	Ander		

1/ Please see explanatory notes / Nyk asselblief verduidelikende opmerkings

1. TOERISME
 1.2 Vreemde bezoekers
 1.2.1 Aankoms volgens land van verblijf
 en wyse van reis (afgesluit)

1. TOURISM
 1.2 Foreign visitors
 1.2.1 Arrivals by country of residence
 and mode of travel (concluded)

Country	Foreign visitors - Vreemde bezoekers										
	February/Februarie 1991					January - Jan.					February - Feb.
	1991		1992		1992	1991		1992		1992	Land
	Air Lug	Rail Spoor	Road Pad	Sea See	Mode of travel	1991	1992	1991	1992	1992	
EUROPE:	34 805	41 862	36 989	17	5 225	251	63 790	80 901	80 901	EUROPA:	
Austria	983	1 261	1 042	..	219	..	1 896	2 464	2 464	Oostenryk	
Belgium	941	1 103	938	..	160	..	1 855	2 075	2 075	België	
Bulgaria	47	115	99	..	14	..	97	284	284	Bulgarye	
Czechoslovakia	83	65	56	..	8	..	99	134	134	Tejsggo-Slowakye	
Denmark	194	329	250	..	71	..	415	578	578	Denemarke	
Finland	111	347	290	..	57	..	231	623	623	Finland	
France	2 145	2 805	2 455	..	332	..	3 908	5 233	5 233	Frankryk	
Germany	7 787	8 607	7 182	..	1 397	..	14 538	17 244	17 244	Duitsland	
Greece	359	335	267	..	21	..	675	729	729	Griekeland	
Hungary	42	86	57	..	9	..	71	127	127	Hongarye	
Ireland	314	424	336	..	84	..	759	1 028	1 028	Ierland	
Italy	911	2 142	1 955	..	183	..	2 396	4 350	4 350	Italië	
Luxembourg	62	85	43	..	22	..	110	147	147	Luxemburg	
Netherlands	1 778	2 296	2 009	..	278	..	3 055	3 919	3 919	Nederland	
Norway	140	207	156	..	32	..	246	447	447	Noorweë	
Poland	234	163	151	..	9	..	417	394	394	Pole	
Portugal	610	524	468	..	52	..	1 087	1 059	1 059	Portugal	
Romania	23	127	55	..	66	..	297	297	297	Roenanië	
Russia	24	87	75	..	11	..	63	240	240	Rusland	
Russia	417	538	386	..	123	..	770	973	973	Spanje	
Spain	247	500	361	..	135	..	528	944	944	Swede	
Sweden	1 894	2 404	2 134	..	289	..	3 505	4 486	4 486	Switserland	
Switzerland	15 184	16 965	15 308	..	1 579	..	26 686	31 369	31 369	VK	
UK	100	127	108	..	14	..	223	292	292	Joeggo-Slawië	
Yugoslavia	187	260	178	..	80	..	347	539	539	Ander	
Other								
OCEANIA:	1 168	1 547	1 232	..	295	..	2 775	3 235	3 235	OSEANIE:	
Australia	986	1 297	1 082	..	186	..	2 308	2 701	2 701	Australië	
New Zealand	176	237	142	..	94	..	459	508	508	Nieu-Seeland	
Other	7	13	8	..	5	..	8	26	26	Ander	
UNSPECIFIED	157	28	21	..	7	..	367	113	113	ONGESPESIFISEERD	

1. TOERISME
 1.2 Vreemde besoekers
 1.2.2 Aankoms volgens land van verblyf en doel van besoek

1. TOURISM
 1.2 Foreign visitors
 1.2.2 Arrivals by country of residence purpose of visit

Country	Foreign visitors - Vreemde besoekers										
	February/Februarie		Purpose of visit - Doel van besoek								
	1991	1992	Contract worker Kontraktwerker	Border traffic concession Grensverkeervergunning	All other Alle ander	Feb 1992	Jan-Feb 1992	Feb 1992	Jan-Feb 1992	Feb 1992	Jan-Feb 1992
GRAND TOTAL	85 389	225 814	13 675	37 541	2 852	7 344	209 187	450 302	GROOTTOTAAL		
AFRICA:											
Botswana	40 862	170 597	13 657	37 482	2 871	7 148	154 069	341 518			
Egypte	3 947	17 425	1 071	2 104	16	120	16 338	34 775			
Kenya	10	40	40	80			
Lesotho	120	553	553	1 016			
Malawi	2 048	70 052	7 969	22 556	2 737	6 689	59 346	128 382			
Mauritius	1 608	2 053	..	2	2 053	4 313			
Mozambique	2 498	592	592	1 211			
Nambija	2 425	7 048	3 459	8 986	1	4	3 588	8 369			
Reunion	5 070	11 948	1	5	44	73	11 903	27 300			
Seychelles	30	85	85	391			
Swaziland	21	35	35	76			
Zaire	4 071	31 908	1 134	3 765	50	205	30 722	71 928			
Zambia	596	576	4	4	572	1 145			
Zimbabwe	1 281	1 537	1 537	3 409			
Other	18 050	24 423	4	8	4	14	24 415	53 268			
	1 091	2 324	19	56	16	37	2 290	5 855			
ASIA:											
Cyprus	3 850	5 916	2	7	28	44	5 886	12 091			
Hong Kong	89	100	100	200			
India	218	638	637	990			
Israel	210	479	1	1	478	1 004			
Japan	935	843	5	5	838	2 101			
Korea	452	835	..	3	1	1	834	1 605			
Pakistan	79	74	74	194			
Philippines	56	161	161	348			
Rep. of China	131	188	188	382			
Singapore	1 484	1 899	13	16	1 886	3 868			
Other	60	94	..	1	94	162			
	156	605	2	3	7	18	596	1 237			
AMERICAS:											
Argentina	4 547	5 864	2	6	8	19	5 854	12 623			
Brazil	124	260	260	564			
Canada	243	208	208	549			
Chili	1 128	1 194	1	2	1 193	2 483			
Colombia	70	95	3	3	92	191			
Mexico	12	18	18	59			
Paraguay	5	9	9	23			
Peru	16	199	19	42			
Uruguay	12	21	20	48			
USA	17	24	23	57			
Venezuela	2 897	8 891	1	1	8 889	18 347			
Other	12	22	2	2	22	36			
	21	103	101	224			

1. TOERISME
 1.2 Vreemde besoekers
 1.2.2 Aankoms volgens land van verblyf en doel van besoek (afgesluit)

1. TOURISM
 1.2 Foreign visitors
 1.2.2 Arrivals by country of residence and purpose of visit (concluded)

Country	February/Februarie		Foreign visitors - Vreemde besoekers		Purpose of visit - Doel van besoek		Land
	1991	1992	Contract worker Kontrakwerker	Border traffic concession (Grensverkeervergunning)	All other Alle ander	Jan-Feb 1992	
EUROPE:	34 805	41 862	13	37	116	80 747	EUROPA:
Austria	1 261	1 261	1	2	4	2 459	Oostenryk
Belgium	941	1 103	..	1	1	2 074	Belgie
Bulgaria	47	115	284	Bulgarye
Czechoslovakia	83	65	134	Tsjeggo-Slowakye
Denmark	194	329	577	Denemarke
Finland	111	347	565	Finland
France	2 145	2 805	6 226	Frankryk
Germany	7 787	8 607	..	13	42	17 200	Duitsland
Greece	359	335	335	Griekeland
Hungary	42	66	127	Hongarye
Ireland	314	424	1 029	Ierland
Italy	911	2 142	4 349	Italië
Luxembourg	62	65	144	Luxemburg
Netherlands	1 776	2 296	3 917	Nederlând
Norway	140	207	448	Noorweë
Poland	234	163	393	Pole
Portugal	610	524	1 055	Portugal
Romania	23	127	296	Roemenië
Russia	24	87	223	Rusland
Spain	417	538	969	Spanje
Sweden	247	500	839	Sweë
Switzerland	1 894	2 404	4 461	Switserland
UK	15 164	16 965	31 329	VK
Yugoslavia	100	127	291	Joego-Slawië
Other	187	260	533	Ander
OCEANIA:	1 188	1 547	3 214	OSEANIË:
Australia	886	1 297	2 696	Australië
New Zealand	175	237	493	Nieu-Seeland
Other	7	13	25	Ander
UNSPECIFIED	157	28	109	ONGESPEKIFISEERD

1. TOURISM 1/
 1.3 South African residents
 1.3.1 Departures by country of destination
 and mode of travel

1. TOERISME 1/
 1.3 Suid-Afrikaanse inwoners
 1.3.1 Vertrek volgens land van bestemming
 en wyse van reis

Country	South African residents - Suid-Afrikaanse inwoners										Land
	February/Februarie		Mode of travel - Wyse van reis		Jan. -		Feb.		1992		
	1991	1992	Air Lug	Rail Spoor	Road Pad	Sea See	1991	1992	1991	1992	
GRAND TOTAL	33 296	42 195	32 934	15	9 037	209	68 995	88 881	GROOTTOTAAL		
AFRICA: 1/ Botswana	18 085	23 548	14 521	15	8 980	32	40 014	52 742	AFRIKA: 1/ Botswana		
Egypt	2 517	3 291	1 674	..	1 617	..	5 348	6 954	Egipte		
Kenya	1	34	34	193	1 027	Kenia		
Lesotho	100	530	524	5	1 731	3 983	Lesotho		
Malawi	779	1 915	125	..	1 790	..	1 126	1 214	Malawi		
Mauritius	602	1 573	549	..	24	..	5 670	5 477	Mauritius		
Mozambique	2 595	2 612	2 606	6	2 252	5 036	Mozambiek		
Namibia	1 195	2 571	1 777	..	789	5	4 465	5 567	Namibie		
Reunion	2 380	2 870	2 545	1	320	4	41	59	Reunion		
Seychelles	20	24	24	1 750	586	Seychelle		
Swaziland	789	249	249	..	2 469	..	5 824	6 875	Swaziland		
Zaire	2 740	3 052	583	333	183	Zaire		
Zambia	189	94	92	838	806	Zambia		
Zimbabwe	413	435	393	..	42	..	9 970	12 847	Zimbabwe		
Other	3 567	4 274	2 358	14	1 902	12	465	1 953	Ander		
ASIA:	218	1 024	988	..	24	ASIE:		
Cyprus	1 691	4 731	4 730	..	1	..	3 272	7 864	Ciprus		
Hong Kong	32	46	46	57	116	Hongkong		
India	291	820	820	538	1 375	Indië		
Israel	253	410	410	596	837	Israel		
Japan	395	1 109	1 109	639	1 865	Japan		
Korea	55	52	52	109	105	Korea		
Pakistan	7	7	7	9	13	Pakistan		
Philippines	3	18	18	19	65	Filippyne		
Republic of China	3	4	4	3	8	Republiek van Sjina		
Singapore	540	436	436	1 080	991	Singapoer		
Other	80	110	110	149	240	Ander		
AMERICAS:	32	1 719	1 718	73	2 249	AMERIKAS:		
Argentina	1 052	1 922	1 912	..	5	5	2 617	4 283	Argentinië		
Brazil	18	9	9	50	38	Brasilië		
Canada	253	310	305	5	613	607	Kanada		
Chile	85	138	138	199	337	Chili		
Colombia	24	12	12	37	46	Kolumbia		
Mexico	3	1	1	4	2	Mexico		
Paraguay	..	2	2	3	6	Paraguay		
Peru	8	2	2	9	6	Peru		
Venezuela	..	1	1	2	8	Venezuela		
USA	..	7	7	1	9	USA		
Other	656	1 418	1 414	..	2	..	1 694	3 187	Ander		
	4	23	20	..	3	..	5	37			

1/ Please see explanatory notes / Kyk asseblief verduidelikende opmerkings

1. TOERISME
 1.3 Suid-Afrikaanse inwoners
 1.3.1 Vertrek volgens land van bestemming
 en wyse van reis (afgesluit)

Country	South African residents - Suid-Afrikaanse inwoners										Land
	February/Februarie 1991					February/Februarie 1992					
	Mode of travel - Wyse van reis		1991			1992			1992		
	Air	Rail	Road	Sea	Feb.	Jan.	Feb.	Jan.	Feb.	Feb.	
	Lug	Spoor	Pad	See	1991	1991	1992	1991	1992	1992	
EUROPE:	11 797	10 680	10 595	48	17	21 595	21 416	21 595	21 416	21 416	EUROPA:
Austria	215	294	294	363	720	363	720	720	Oostenryk
Belgium	382	271	270	696	517	696	517	517	België
Bulgaria	6	36	36	8	48	8	48	48	Bulgarye
Czechoslovakia	2	10	10	7	17	7	17	17	Tsjeggo-Slowakye
France	430	446	444	977	853	977	853	853	Frankryk
Germany	1 652	1 432	1 421	2 974	2 906	2 974	2 906	2 906	Duitsland
Greece	205	221	221	428	522	428	522	522	Griekeland
Hungary	7	28	28	13	35	13	35	35	Hongarye
Italy	404	433	432	842	894	842	894	894	Italië
Luxembourg	571	321	321	752	526	752	526	526	Luxemburg
Netherlands	478	572	571	810	1 105	810	1 105	1 105	Nederland
Poland	23	71	66	41	79	41	79	79	Pole
Portugal	980	928	927	1 764	1 984	1 764	1 984	1 984	Portugal
Romania	..	5	5	9	..	9	9	Roemenië
Russia	..	9	9	29	..	29	29	Rusland
Spain	29	64	64	71	116	71	116	116	Spanje
Switzerland	748	607	606	1 592	1 311	1 592	1 311	1 311	Switserland
UK	5 589	4 705	4 687	10 083	9 448	10 083	9 448	9 448	VK
Yugoslavia	14	9	8	24	14	24	14	14	Joegoo-Slawië
Other	80	198	195	147	283	147	283	283	Ander
OCEANIA:	444	1 073	1 071	917	1 640	917	1 640	1 640	OSEANIE:
Australia	376	997	996	816	1 516	816	1 516	1 516	Australië
New Zealand	68	73	73	100	116	100	116	116	Nieu-Seeland
Other	..	3	2	1	8	1	8	8	Ander
UNSPECIFIED	227	261	105	580	936	580	936	936	ONGESPESIFISEERD

2. MIGRATION
2.1 Immigrants and emigrants
2.1.1 Summary table

Immigrants and emigrants	February/Februarie		Jan. - Feb.		Year - Jaar	
	1992	1991	1992	1991	1991	1991
(a) IMMIGRANTS: GRAND TOTAL	809	1 024	1 821	2 080	12 379	
· Actual data	932	1 188
· Seasonally adjusted data	392	341	708	596	4 202	
(1) Persons who arrived as approved immigrants	417	683	1 115	1 484	8 177	
(1i) Persons who after arrival as visitors were approved as immigrants	287	355	522	740	4 256	
(b) EMIGRANTS	270	348
· Actual data	+822	+669	+1 288	+1 340	+8 123	
· Seasonally adjusted data						
(c) NET GAIN/LOSS						

2. MIGRASIE
2.1 Immigrante en emigrante
2.1.2 Wyse van reis

Immigrants and emigrants	February/Februarie 1992		Mode of travel - Wyse van reis	
	(a) Immigrants 1/	(b) Emigrants	Air-Lug	Rail-Spoor Road-Pad Sea-See
(a) Immigrants 1/	392	287	380	12
(b) Emigrants	287	283	283	3
.. Not applicable/Nie van toepassing nie				
1/ Persons who arrived as approved immigrants/persons who arrived as approved immigrants				

2. MIGRASIE
2.2 Migrante volgens beroepe
2.2.1 Immigrante

2. MIGRATION
2.2 Migrants by occupations
2.2.1 Immigrants

Occupations	February/Februarie		Jan. -		Year - Jaar		Beroepe
	1992	1991	1992	1991	1991	1991	
GRAND TOTAL	809	1 024	1 821	2 080	12 379		GROOTTOTAAL
TOTAL - ECONOMICALLY ACTIVE	387	489	892	1 000	6 040		TOTAAL - EKONOMIES BEDRYWIG
Professional, semi-professional and technical occupations - Total	110	134	308	288	1 834		Professionele, semi-professionele en tegniese beroepe - Totaal
Engineers and related technologists	26	38	74	90	498		Ingenieurs- en verwante tegnologiese Bedryf/Produktsie
Industrial/Production	1	1	1	1	8		Chemies
Electrical and related	7	3	3	3	14		Elektries en verwant
Agricultural	1	9	19	23	118		Landbou
Mechanical	6	4	13	11	57		Meganies/Werktuigkundig
Metallurgical	2	1	2	3	7		Metaallurgies
Mining	2	5	18	8	60		Mynbou
Civil and related	2	2	7	7	51		Siviel en verwant
Engineers n.e.c.	8	13	17	34	182		Ingenieurs n.e.g.
Medical practitioner	18	13	57	22	218		Mediese spesialists
Dental professions	2	2	4	2	11		Tandheelkundige beroepe
Education and related occupations	18	11	37	28	207		Onderwys- en verwante beroepe
Accountant and related accounting occupations	3	10	10	18	105		rekeningkundige beroepe
Other	45	60	119	128	781		Ander
Managerial, executive and administrative occupations	40	73	108	140	782		Bestuurs-, uitvoerende en administratiewe beroepe
Clerical and sales occupations	137	118	265	247	1 573		Klerklike en verkoopsberoepe
Transport, delivery and communications occupations	6	24	10	27	84		Vervoer-, aflewering- en kommunikasieberoepe
Service occupations	22	12	47	41	246		Diensberoepe
Farming and related occupations	2	8	4	14	67		Boerdery- en verwante beroepe
Artisans, apprentice and related occupations	38	73	91	145	787		Ambagsman-, vakleerling- en verwante beroepe
Production foreman and supervisor, miner and quarry worker, operator, production and related worker	11	16	24	39	218		Produkstevoorman en -toesighouer, myn- en steengroefwerker, operateur, produkste- en verwante werker
Occupation unspecified and n.e.c.	21	31	35	59	449		Beroep ongespesifiseerd en n.e.g.
TOTAL - NOT ECONOMICALLY ACTIVE	422	535	929	1 080	6 339		TOTAAL - NIE-EKONOMIES BEDRYWIG
House-keeping	168	212	387	390	2 508		Tuisteskepper
Child - not scholar	47	88	104	181	1 007		Kind - nie-skooler
Scholar/Student	170	192	365	381	2 192		Skooler/Student
Labourer disabled	2	3	53	53	58		Arbeidsongeskikte
Pensioner	36	40	72	75	859		Pensioenarië
Not economically active n.e.c.	1	..	1	..	15		Nie-ekonomies bedrywig n.e.g.

2. MIGRATION
2.2 Migrants by occupations
2.2.2 Emigrants

2. MIGRASIE
2.2 Migrante volgens beroepe
2.2.2 Emigrante

Occupations	February/Februarie		Jan. - Feb.		Year - Jaar		Beroepe
	1992	1991	1992	1991	1991	1991	
GRAND TOTAL	287	355	522	740	4	256	GROOTTOTAAL
TOTAL - ECONOMICALLY ACTIVE	153	152	288	307	2	008	TOTAAL - EKONOMIES BEDRYWIG
Professionals, semi-professional and technical occupations - Total	78	44	125	109	803		Professionele, semi-professionele en tegniese beroepe - Totaal
Engineers and related technologists	18	9	31	24	210		Ingenieurs- en verwante tegnologiese beroepe
Industrial/Production	1	1	1	1	4		Bedryf/Produkse
Chemical	1	2	3	4	34		Chemies
Electrical and related	1	1	1	1	1		Elektries en verwant
Agricultural	1	1	1	1	1		Landbou
Mechanical	1	1	1	1	1		Meganies/Werktuifkundig
Metallurgical	1	1	1	1	1		Metallurgies
Mining	10	13	13	13	28		Mynbou
Civil and related	1	1	1	1	1		Siviel en verwant
Engineers n.e.c.	5	5	6	6	37		Ingenieurs n.e.g.
Medical practitioner	2	1	10	11	95		Mediese praktisyner
Medical specialist	2	2	5	2	2		Mediese spesialiste
Dental professions	1	1	1	1	4		Tandheelkundige beroepe
Education and related occupations	21	2	28	17	141		Onderwyse- en verwante beroepe
Accountant and related accounting occupations	10	8	18	15	70		Rekenmeester- en verwante rekeningkundige beroepe
Other	28	23	48	50	355		Ander
Managerial, executive and administrative occupations	18	28	27	48	221		Bestuurs-, uitvoerende en administratiewe beroepe
Clerical and sales occupations	40	43	80	81	531		Klerklike en verkoopberoepe
Transport, delivery and communications occupations	2	1	2	2	9		Vervoer-, aflewering- en kommunikasieberoepe
Service occupations	3	2	6	5	55		Diensteberoepe
Farming and related occupations	1	1	4	1	8		Boerdery- en verwante beroepe
Artisans, apprentice and related occupations	13	19	33	42	281		Ambagsman-, vakleerling- en verwante beroepe
Production foreman and supervisor, miner and quarry worker, operator, production and related worker	1	7	5	9	55		produksievoorman en -toesighouer, myn- en steengroefwerker, operateur, produkteur- en verwante werker
Occupation unspecified and n.e.c.	2	8	6	12	45		Beroep ongespesifiseerd en n.e.g.
TOTAL - NOT ECONOMICALLY ACTIVE	134	203	234	433	2	248	TOTAAL - NIE-EKONOMIES BEDRYWIG
House-keeping	84	74	105	135	1	034	Tuismaakkeuse
Child - Not scholar	5	5	9	10	316		Kind - nie-skolier
Scholar/Student	47	62	66	124	549		Skolier/Student
Labour disabled	1	1	1	1	6		Arbeidsongeskeikte
Partner	17	24	88	44	344		pensionaris
Not economically active n.e.c.	1	1	1	1	1		Nie-ekonomies bedrywig n.e.g.

2. MIGRASIE
2.3 Immigrante volgens land van vorige permanente verblyf en emigrante volgens land van bestemming en burgerskap

2. MIGRATION
2.3 Immigrants by country of previous permanent residence and emigrants by country of destination and citizenship

Country	Immigrants Immigrante						Emigrants Emigrante						Land
	Migration - Migrasie			Migration - Migrasie			Migration - Migrasie			Migration - Migrasie			
	Feb. 1992	Jan. 1991	Feb. 1992	Feb. 1992	Jan. 1991	Feb. 1992	Feb. 1992	Jan. 1991	Feb. 1992	Feb. 1992	Jan. 1991	Feb. 1992	
GRAND TOTAL	809	2 080	1 821	287	740	522	287	740	287	740	522	522	
AFRIKA:													
Botswana	102	380	253	10	27	18	27	414	27	414	182	182	
Kenya	4	6	9		3								
Lesotho	2	1	3										
Madeira Eilande	20	24	32										
Malawi	3	44	14			1							
Mauritius	8	41	24			1							
Mozambique	6	17	15			1							
Namibia	7	7	13		2	2							
RSA	11	9	14		6	2		401	23	401	171	171	
Swaziland		22	4										
Zaire	2	7	20										
Zambia	5	17	18		16	11		12	1	12	7	7	
Zimbabwe	24	183	68		3	3		3	3	3	3	3	
Other	27	12	19										
ASIA:													
Cyprus	367	591	721		6	9		7	6	7	8	8	
Hong Kong	4	8	6		2	2			2		2	2	
India	78	25	107										
Israel	29	48	62		6	3		6	2	6	3	3	
Japan	38	112	109		2	2		2	2	2	2	2	
Korea	3	7	4										
Pakistan	3	7	6										
Republic of China	9	5	19										
Turkey	162	349	357		1	1		1		1	1	1	
Other	5	13	15										
AMERICAS:													
Argentina	18	181	105		38	77		8	33	8	35	35	
Brazil	5	38	29										
Canada	18	24	18										
Chili	8	22	10		41	32		5	7	5	8	8	
Colombia		2			1	1							
Mexico													
Paraguay													
Peru													
Uruguay													
Venezuela													
USA	19	16	4		46	44		3	28	3	27	27	
Other	15	64	84		29	29							

2. MIGRATION
 2.3 Immigrants by country of previous permanent residence and emigrants by country of destination and citizenship (concluded)

2. MIGRASIE
 2.3 Immigrante volgens land van vorige permanente verblyf en emigrante volgens land van bestemming en burgerskap (afgesluit)

Country	Migration - Migrasie										Land	
	Immigrants Immigrante				Destination Bestemming				Emigrants Emigrante			Citizenship Burgerskap
	Feb. 1992	Jan. 1991	Feb. 1992	Jan. 1991	Feb. 1992	Jan. 1991	Feb. 1992	Jan. 1991	Feb. 1992	Jan. 1991		
EUROPE:	286	885	725	322	264	174	322	264	174	296	247	EUROPA:
Austria	6	13	10	1	6	4	1	6	4	1	6	Oostenryk
Belgium	7	17	9	5	8	4	5	8	4	5	6	België
Bulgaria	17	10	45	2	1	1	2	1	1	1	1	Bulgarye
Czechoslovakia	3	16	19	2	1	1	2	1	1	1	1	Tsjeggo-Slowakye
Denmark	..	2	Denemarke
Finland	Finland
France	8	19	12	2	1	1	2	1	1	3	4	Frankryk
Germany	31	109	82	19	9	2	19	9	3	18	7	Duitsland
Greece	..	16	1	3	5	3	..	5	3	..	4	Griekeland
Hungary	3	2	6	Hongarye
Ireland	3	11	6	1	10	7	1	10	10	4	15	Ierland
Italy	3	14	16	2	4	2	2	4	4	2	6	Italië
Luxembourg	4	6	..	4	6	5	24	..	Luxemburg
Netherlands	1	20	18	5	20	5	20	6	5	1	6	Nederl. land
Norway	..	3	3	Noorwee
Poland	10	78	73	Pole
Portugal	40	113	84	3	5	..	3	5	..	7	..	Portugal
Spain	5	4	6	5	5	5	5	5	Spanje
Sweden	1	Swede
Switzerland	5	8	10	3	6	3	3	6	3	..	4	Switserland
UK	130	411	253	250	206	138	250	206	138	230	191	VK
Yugoslavia	13	16	28	3	3	3	3	3	3	..	3	Joego-Slawië
Other	11	3	43	10	10	Ander
OCEANIA:	9	39	17	59	154	59	295	154	47	15	50	OSEANIË:
Australia	6	22	12	57	147	57	292	147	45	15	48	Australië
New Zealand	3	11	4	2	7	2	3	7	2	..	2	Nieu-Seeland
Other	1	Ander
UNSPECIFIED	ONGESPESIFISEERD