

STATISTICAL NEWS RELEASE

STATISTIESE NUUSBERIG

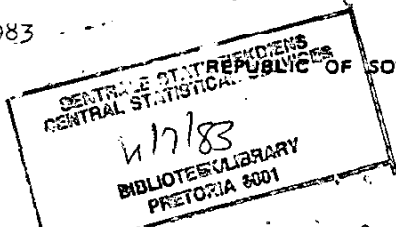
Central Statistical Services

PRETORIA
27 JUNE 1983



Sentrale Statistiekdiens

PRETORIA
27 JUNIE 1983



OF SOUTH AFRICA / REPUBLIEK VAN SUID-AFRIKA

P.7

TOURISM AND MIGRATION: DECEMBER 1982

TOERISME EN MIGRASIE: DESEMBER 1982

The number of visitors from other countries who arrived in South Africa totalled 68 502. Of this total 60 962 persons came to South Africa on holiday including a number in transit; 7 115 for business reasons and 425 for study purposes. During the same month the number of South Africans who departed for visits to other countries totalled 70 427. Of these 62 602 went on holiday, 7 008 went on business and 817 left for study purposes.

Die getal besoekers uit ander lande wat in Suid-Afrika aangekom het, beloop 68 502. Van hierdie totaal het 60 962 persone na Suid-Afrika met vakansie gekom, insluitende 'n getal wat deurreisend was; 7 115 het gekom vir besigheidsdoeleindes en 425 vir studiedoelindes. Gedurende dieselfde maand het die getal Suid-Afrikanners wat vertrek het om ander lande te besoek, 70 427 beloop. Hiervan het 62 602 met vakansie gegaan, 7 008 het gegaan vir besigheidsdoeleindes en 817 het vir studiedoelindes vertrek.

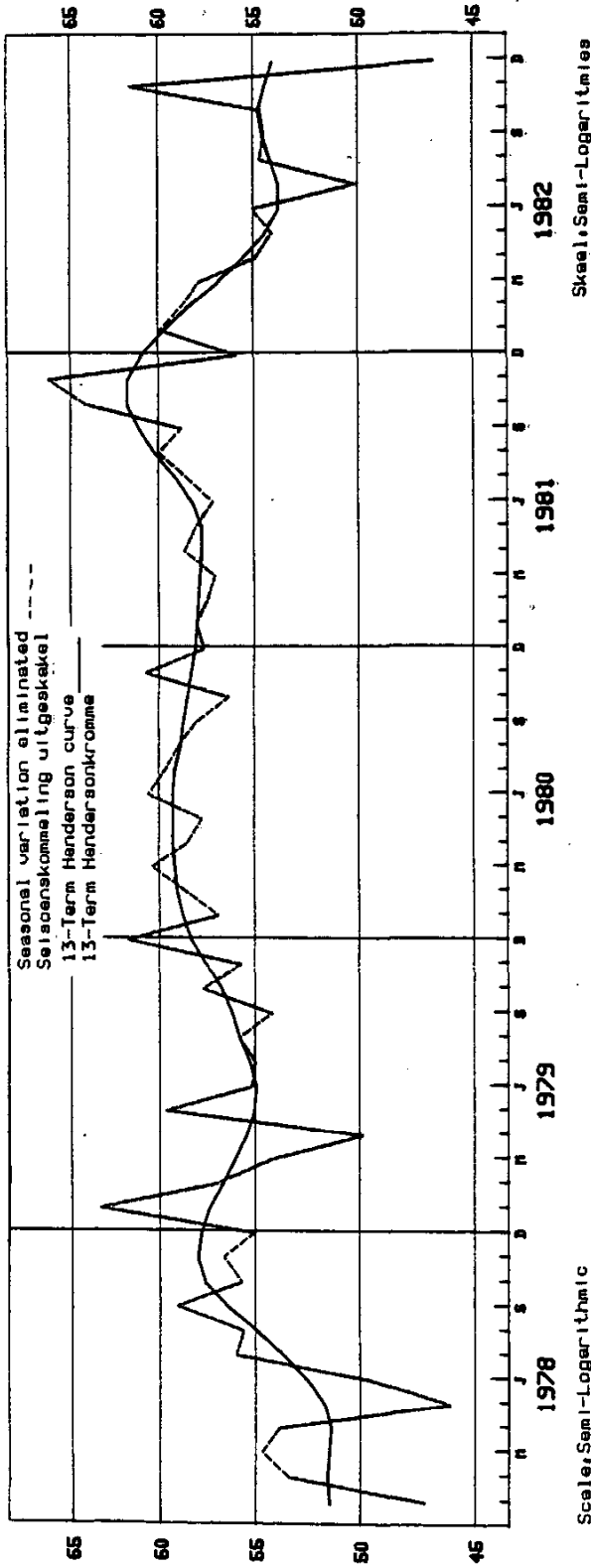
The number of immigrants, i.e. persons intending to settle in South Africa, totalled 2 630. It should be noted that the figure of 2 630 includes 815 persons who arrived as visitors at one time or another, and since became approved immigrants. The number of emigrants, i.e. persons who left South Africa to settle in other countries, totalled 649. The net result of immigration and emigration was a gain for South Africa of 1 981 persons.

Die getal immigrante, d.w.s. persone wat van voornemens is om hulle in Suid-Afrika te vestig, het 2 630 beloop. Dit sal opgemerk word dat die syfer van 2 630 persone, 815 persone insluit wat op een of ander tyd as besoekers aangekom het en wat sedertdien goedgekeurde immigrante geword het. Die getal emigrante, d.w.s. persone wat Suid-Afrika verlaat het om hulle in ander lande te vestig, het 649 beloop. Die netto resultaat van immigrasie en emigrasie was 'n aanwinst vir Suid-Afrika van 1 981 persone.

.....
CHIEF: CENTRAL STATISTICAL SERVICES
HOOF: SENTRALE STATISTIEKDIENS

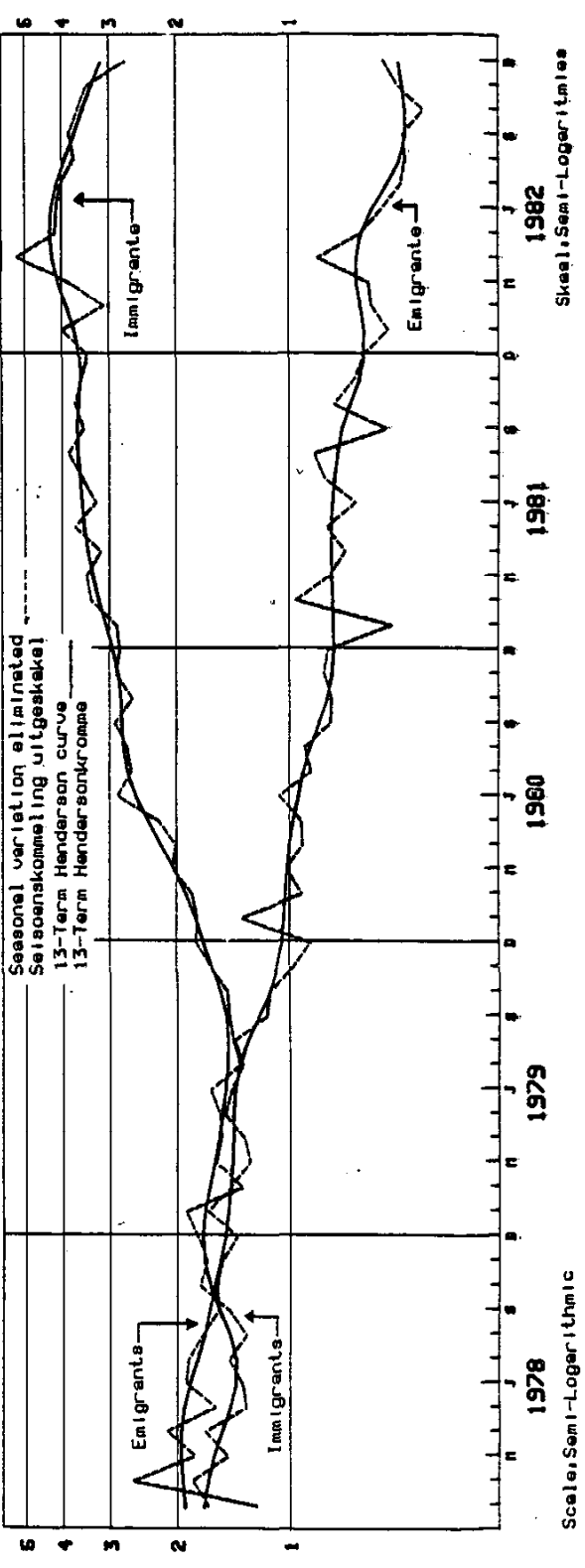
FOREIGN VISITORS : ARRIVALS
THOUSAND

UREEMDE BESEKERS : AANKOMTS
DUZSEND



IMMIGRANTS AND EMIGRANTS
THOUSAND

IMMIGRANTE EN EMIGRANTE
DUZSEND



TABEL 1.1 - TOERISME
VREEMDE BESOEKERS EN R.S.A. INWONERS

Purpose of visit	December/Desember				Year/Jaar			Doel van besoek	
	1982		1981		1982		1981		1980
1. ARRIVALS: GRAND TOTAL	122 896	130 318	1 220 851	1 272 225	1 501 274			1. AANKOMS: GROOTOTAAL	
1.1 Foreign visitors - Total	68 502	81 986	659 913	708 740	702 794			1.1 Vreemde besoekers - Totaal	
Business	7 115	9 744	143 557	153 754	141 637			Besigheid	
Holiday, including persons in transit								Vakansie, insluitende deurgaande reisigers	
Study	60 962	71 785	502 366	540 519	547 162			Studie	
1.2 South African residents returning	425	457	13 990	14 437	13 995			1.2 Terugkerende Suid-Afrikaanse inwoners	
2. DEPARTURES: GRAND TOTAL	54 394	48 332	560 938	563 515	798 480			2. VERREK: GROOTOTAAL	
2.1 Foreign visitors	132 946	144 703	1 187 710	1 243 530	1 500 116			2.1 Vreemde besoekers	
2.2 South African residents departing temporarily - Total	62 519	65 340	666 326	671 675	688 350			2.2 Suid-Afrikaanse inwoners wat tydelik vertrek - Totaal	
Business	70 427	79 363	521 384	571 855	811 766			Besigheid	
Holiday	7 008	8 573	122 587	143 316	227 653			Vakansie	
Study	62 602	70 111	391 318	420 787	573 501			Studie	
	817	679	7 479	7 752	10 612				

TABEL 1.2 - TOERISME
VREEMDE BESOEKERS EN R.S.A. INWONERS
WYSE VAN REIS

Arrivals and Departures	Total Totaal	Mode of travel - Wyse van reis				Aankoms en Vertrek				
		Sea-See		Rail-Spoor			Road-Pad		Air-Lug	
December-1982-December										
1. ARRIVALS:	122 896	2 287	502	47 751	72 356					1. AANKOMS:
1.1 Foreign visitors	68 502	958	257	34 224	33 063					1.1 Vreemde besoekers
1.2 R.S.A. residents	54 394	1 329	245	13 527	39 293					1.2 R.S.A. inwoners
2. DEPARTURES:	132 946	2 985	807	49 777	79 377					2. VERTREK:
2.1 Foreign visitors	62 519	607	161	32 039	29 712					2.1 Vreemde besoekers
2.2 R.S.A. residents	70 427	2 378	646	17 738	49 665					2.2 R.S.A. inwoners

TABEL 1.2 - TOURISM
FOREIGN VISITORS AND R.S.A. RESIDENTS
MODE OF TRAVEL

TABLE 2.1 - MIGRATION

TABEL 2.1 - MIGRASIE

Immigrants and emigrants	December/Desember		Year/Jaar			Immigrante en emigrante
	1982	1981	1982	1981	1980	
1. Persons who arrived as approved immigrants	1 815	2 742	32 642	32 858	22 258	1. Persone wat as goedgekeurde immigrante aangekom het
2. Persons who after arrival as visitors were approved as immigrants	815	574*	13 142	8 684*	7 107	2. Persone wat na aankoms as besoekers goedgekeur is as immigrante
3. Immigrants: Grand Total	2 630	3 316*	45 784	41 542*	29 365	3. Immigrante: Groototaal
4. Emigrants	649	725	6 832	8 791	11 363	4. Emigrante
5. Net gain/loss	+ 1 981	+ 2 591*	38 952 +	32 751*	+18 002	5. Netto aanwins/verlies

TABLE 2.2 - MIGRATION
MODE OF TRAVELTABEL 2.2 - MIGRASIE
WYSE VAN REIS

Immigrants and emigrants	Total Totaal	Mode of travel - Wyse van reis			Immigrante en emigrante	
		Sea-See	Rail-Spoor	Road-Pad		Air-Lug
1. Immigrants 1/	1 815	-	1	666	1 148	1. Immigrante 1/
2. Emigrants	649	-	4	32	613	2. Emigrante

1/ Persons who arrived as approved immigrants

1/ Persone wat as goedgekeurde immigrante aangekom het

* Revised

* Hersien

TABLE 2.3 - MIGRATION

TABEL 2.3 - MIGRASIE

Occupational Groups	IMMIGRANTS: OCCUPATIONAL GROUPS				IMMIGRANTS: BEROEPSGROEPE		
	December/Desember		Year/Jaar		Beroepsgroeppe		
	1982	1981	1982	1981	1980		
GRAND TOTAL	2 630	3 316*	45 784	41 542*	29 365	GROOTTOTAAL	
Professional, Technical and Related Workers	336	439*	5 844	4 974*	3 764*	Professionele, Tegniese en Verwante Workers	
Engineers	80	97*	1 729	1 350*	863	Ingenieurs	
Medical doctors and Dentists	15	35*	212	167*	161	Geneeshere en Tandartse	
Accountants	26	17	335	297	268	Rekenmeesters	
Educationists	42	41	357	381	298*	Opvoedkundiges	
Other	173	249*	3 211	2 779*	2 174*	Ander	
Administrative and Managerial Workers	108	91*	1 332	1 120*	891	Administratiewe en Bestuurswerkers	
Clerical and Related Workers	158	258*	3 266	2 917*	2 326	Klerklike en Verwante Werkers	
Sales Workers	63	62*	1 103	985*	926	Verkoopswerkers	
Service Workers	56	73*	804	727*	764	Dienswerkers	
Agricultural, Animal Husbandry and Forestry Workers, Fishermen and Hunters	9	18*	181	213*	257	Landbou-, Veeteelt, en Boshouwerkers, Vissers- en Jagters	
Production and Related Workers	325	368*	7 661	5 353*	3 113	Produksie en Verwante Werkers	
Workers not classifiable by occupation	228	69	2 201	805	669*	Werkers nie volgens beroep geklassifiseer nie	
Persons not economically active	1 347	1 938*	23 392	24 448*	16 655	Persone nie ekonomies bedrywig nie	

* Hersien

* Revised

TABLE 2.4 - MIGRATION

TABEL 2.4 - MIGRASIE

EMIGRANTS: BEROEPSGROEPE

EMIGRANTS: OCCUPATIONAL GROUPS

Occupational groups	December/Desember		Year/Jaar			Beroepsgroepe
	1981		1980			
	1982	1981	1982	1981	1980	
GRAND TOTAL	649	725	6 832	8 791	11 363	GROOFTOTAAL
Professional, Technical and Related Workers	48	94	926	1 322	1 723	Professionele, Tegnieuse en Verwante Werkers
Engineers	4	21	192	263	334	Ingenieurs
Medical doctors and Dentists	1	5	36	60	74	Geneeshere en Tandartse
Accountants	8	3	92	128	156	Rekenmeesters
Educationalists	8	15	97	168	208	Opvoedkundiges
Other	27	50	509	703	951	Ander
Administrative and Managerial Workers	8	22	220	258	374	Administratiewe en Pestuurswerkers
Clerical and Related Workers	15	48	415	604	842	Klerklike en Verwante Werkers
Sales Workers	5	24	152	235	322	Verkoopswerkers
Service Workers	6	16	79	93	123	Dienswerkers
Agricultural, Animal Husbandry and Forestry Workers, Fishermen and Hunters	2	2	26	39	45	Landbou-, Veeteelt-, en Bosbouwerkers, Vissers en Jagters
Production and Related Workers	18	56	547	703	1 007	Produksie en Verwante Werkers
Workers not classifiable by occupation	302	21	1 122	174	300	Werkers nie volgens beroep geklassifiseer nie
Persons not economically active	245	442	3 345	5 363	6 627	Persone nie ekonomies bedrywig nie

TABEL 3 - TOERISME EN MIGRASIE
FOREIGN VISITORS: ARRIVALS BY COUNTRY OF RESIDENCE
IMMIGRANTS: COUNTRY OF PREVIOUS PERMANENT RESIDENCE
EMIGRANTS: COUNTRY OF DESTINATION AND CITIZENSHIP

Country	Foreign visitors - Vreemde besoekers						Migration - Migrasie			Land	
	December/Desember		Mode of travel - Wyse van reis				Immigrants Immigrante	Emigrants Emigrante			
	1981	1982	Sea See	Rail Spoor	Road Pad	Air Lug		Destination Bestemming	Citizenship Burgerskap		
GRAND TOTAL	81 986	68 502	958	257	34 224	33 063	2 630	649	649	649	GROOTTOTAAL
AFRIKA:	36 096	32 286	36	226	25 999	6 025	1 349	117	117	259	AFRIKA:
Angola	-	2	-	-	1	1	-	-	-	-	Angola
Botswana	3 803	3 048	4	2	2 790	252	5	-	-	-	Botswana
Kenya	299	191	4	-	19	168	1	1	1	-	Kenia
Lesotho	1 607	1 443	-	-	1 221	222	1	1	1	-	Lesotho
Malawi	534	444	-	-	127	317	6	3	3	1	Malawi
Mauritius	210	194	2	-	35	157	8	-	-	-	Mauritius
Mozambique	692	629	-	42	510	77	10	2	2	-	Mosambiek
R.S.A.	-	-	-	-	-	-	-	-	-	175	R.S.A.
Swaziland	2 760	2 494	-	-	2 332	162	-	-	-	-	Swasiland
Zambia	1 221	783	-	1	276	506	11	3	3	1	Zambië
Zimbabwe	24 158	22 295	1	181	18 297	3 816	1 293	104	104	82	Zimbabwe
Other	812	763	25	-	391	347	14	3	3	-	Ander
ASIA:	2 885	1 923	152	-	601	1 170	76	26	26	5	ASIE:
India	188	157	8	-	102	47	1	1	1	-	Indië
Israel	925	551	1	-	122	428	45	22	22	5	Israel
Japan	634	294	48	-	12	234	1	-	-	-	Japon
Republic of China	378	287	6	-	176	105	2	-	-	-	Republiek van Sjina
Other	760	634	89	-	189	356	27	3	3	-	Ander
AMERICAS:	6 530	4 924	41	5	1 901	2 977	49	51	51	23	AMERIKAS:
Argentina	243	164	1	-	1	162	2	2	2	2	Argentinië
Brazil	290	207	5	5	11	186	6	2	2	4	Brazilië
Canada	1 387	877	6	-	319	552	14	11	11	-	Kanada
Uruguay	25	5	-	-	-	5	-	-	-	-	Uruguay
U.S.A.	4 382	3 518	28	-	1 560	1 930	24	36	36	17	V.S.A.
Other	203	153	1	-	10	142	3	-	-	-	Ander

December-1982-Desember

TABLE 3 - TOURISM AND MIGRATION

FOREIGN VISITORS: ARRIVALS BY COUNTRY OF RESIDENCE
 IMMIGRANTS: COUNTRY OF PREVIOUS PERMANENT RESIDENCE
 EMIGRANTS: COUNTRY OF DESTINATION AND CITIZENSHIP

TABEL 3 - TOERISME EN MIGRASIE

VREEMDE BESOEKERS: AANKOMS VOLGENS LAND VAN VERBLIF
 IMMIGRANTE: LAND VAN VORIGE PERMANENTE VERRLYF
 EMIGRANTE: LAND VAN BESTEMMING EN BURGERSKAP

Country	Foreign visitors - Vreemde besoekers										Migration - Migrasie			Land
	December/Desember		Mode of travel - Wyse van reis					Immigrants Immigrante	Emigrants Emigrante		Citizenship Burgerskap			
	1981	1982	Sea See	Rail Spoor	Road* Pad*	Air Lug	Destination Bestemming							
December-1982-Desember														
EUROPE:	34 697	28 134	724	26	5 474	21 910	1 138	303	350				EUROPA:	
Austria	663	587	1	-	94	492	26	6	2				Oostenryk	
Belgium	720	559	-	-	90	469	48	3	8				België	
Denmark	347	211	6	1	97	107	3	-	5				Denemarke	
Finland	45	102	5	-	15	82	-	1	2				Finland	
France	1 035	1 038	28	1	186	923	8	3	3				Frankryk	
Greece	783	597	43	-	24	530	21	4	4				Griekeland	
Ireland	605	565	-	-	245	320	30	2	6				Ierland	
Italy	1 793	1 294	24	-	153	1 117	24	5	5				Italië	
Netherlands	1 767	1 330	28	-	234	1 068	30	14	13				Nederland	
Norway	190	246	28	-	128	90	-	-	-				Noorweë	
Portugal	805	595	5	5	109	476	35	13	11				Portugal	
Spain	582	427	182	-	47	198	5	2	2				Spanje	
Sweden	512	399	3	-	183	213	-	4	4				Swede	
Switzerland	1 625	1 076	2	-	143	931	24	15	15				Switserland	
U.K.	17 799	14 196	105	17	3 165	10 909	745	204	241				V.K.	
West Germany	5 166	4 182	27	2	545	3 608	128	25	29				Wes-Duitsland	
Other	260	730	237	-	16	477	11	2	-				Ander	
OCEANIA:	1 778	1 235	5	-	249	981	18	152	12				OSEANIË:	
Australia	1 441	1 036	5	-	193	838	16	148	9				Australië	
New Zealand	337	198	-	-	56	142	2	4	3				Nieu-Seeland	
Other	-	1	-	-	-	1	-	-	-				Ander	
UNSPECIFIED	-	-	-	-	-	-	-	-	-				ONGESPEKIFISEERD	

* From this table it would appear that a number of visitors from overseas arrived by car or bus (road). These are visitors who after arrival in South Africa, visited the neighbouring states and returned to South Africa by road before departing again.

* In hierdie tabel wil dit voorkom dat sommige van die besoekers van ooreese lande per motor of bus (pad) aangekom het. Sodanige besoekers is persone wat na aankoms in Suid-Afrika die buurstate besoek het en toe per pad terugkeer het na Suid-Afrika voordat hulle weer vertrek het.