


LIBRARY COPY



REPUBLIEK VAN SUID-AFRIKA
REPUBLIC OF SOUTH AFRICA

SENTRALE STATISTIEKDIENS
CENTRAL STATISTICAL SERVICE
1992-12-01
BIRMINGHAM LIBRARY
PUBLIC HOLDING



SENTRALE
STATISTIEKDIENS
CENTRAL
STATISTICAL SERVICE

P0351

**STATISTICAL NEWS RELEASE
STATISTIESE NUUSBERIG**

TOURISM AND MIGRATION: AUGUST 1992
TOERISME EN MIGRASIE: AUGUSTUS 1992

24 NOVEMBER 1992

SUMMARY

The net result of immigration and emigration shows a gain of 2 513 persons for the period January 1992 to August 1992, compared with a gain of 5 736 persons for the same period of 1991.

During August 1992 visitors from countries other than Africa increased by 5,4% compared with August 1991.

During August 1992 the South African residents who went abroad increased by 26,8% compared with August 1991.

OPSOMMING

Die netto resultaat van immigrasie en emigrasie toon 'n wins van 2 513 persone vir die tydperk Januarie 1992 tot Augustus 1992, teenoor 'n wins van 5 736 persone vir dieselfde tydperk van 1991.

Besoekers uit lande anders as Afrika het gedurende Augustus 1992 met 5,4% toegeneem teenoor Augustus 1991.

Gedurende Augustus 1992 het Suid-Afrikaanse inwoners wat na die buiteland vertrek het, met 26,8% toegeneem teenoor Augustus 1991.

J. S. ...
 HEAD: CENTRAL STATISTICAL SERVICE
 HOOF: SENTRALE STATISTIEKDIENS

| ENQUIRIES: | | NAVRAE: | |
|--------------------|--|----------------|---|
| PRETORIA | Tel. (012) 310-8911 Private Bag X44, Pretoria, 0001 Fax: 3108500 3108501 | PRETORIA | Tel. (012) 310-8911 Private Sak X44, Pretoria, 0001 Faks: 3108500 3108501 |
| BLOEMFONTEIN | (051) 477767 | KEMPTON PARK | (011) 3943420/1 |
| DURBAN | (031) 3053904 | KIMBERLEY | (0531) 33965 |
| CAPE TOWN/KAAPSTAD | (021) 4612098 | KLERKSDORP | (018) 4624008 |
| | | NELSPRUIT | (01311) 52455/6 |
| | | PIETERSBURG | (01521) 71609 |
| | | PORT ELIZABETH | (041) 523801/2 |

EXPLANATORY NOTES

As from March 1970, travellers to and from Botswana, Lesotho and Swaziland (BLS countries) were included in tourist statistics for the first time. With effect from December 1980, the data on RSA, Botswana, Lesotho and Swaziland citizens (foreign visitors excluded) were not taken into account, since the collection of the basic data had been discontinued. However, as from October 1991 all travellers to and from Botswana, Lesotho and Swaziland are once again included in the tourism statistics. Data on RSA citizens visiting these countries are still excluded since the completion of the relevant source document is not required of them.

As from January 1992 the particulars of contract workers and border traffic concessions are included in the data and are shown separately in Table 1.1.1, while the detail by country of residence is furnished in Table 1.2.2.

Border traffic concession is granted to a person who crosses the border on a frequent basis. This concession is granted for a maximum period of six months after which it can be renewed if necessary.

As a result of the changed procedure in the handling of visitors from the BLS countries since October 1991, data in respect of foreign visitors is, from the the aforementioned month, no longer comparable with that of previous months. To achieve comparability it is necessary to omit the visitors from the BLS countries.

In comparing tourism information with that of previous periods from January 1992, it is necessary to omit the effect of the inclusion of contract workers and border control concessions (from all countries) on the number of foreign visitors. As from January 1992 the same applies to South African residents who depart as contract workers or with border traffic concessions.

The above-mentioned adjustments are taken into account in the analysis of the tourism data which appears in the "Summary".

VERDUIDELIKENDE OPMERKINGS

Reisigers na en van Botswana, Lesotho en Swaziland (BLS-lande) is met ingang van Maart 1970 vir die eerste keer by statistieke van toeriste ingesluit. Met ingang van Desember 1980 is die gegewens ten opsigte van burgers van die RSA, Botswana, Lesotho en Swaziland (vreemde besoekers uitgesluit) buite rekening gelaat, aangesien die invordering van die basiese gegewens gestaak is. Met ingang van Oktober 1991 word alle reisigers van en na Botswana, Lesotho en Swaziland egter weer by die toerismestatistieke ingesluit. Gegewens oor RSA-burgers wat dié lande besoek, word steeds uitgesluit omdat die voltooiing van die betrokke brondokument nie van hulle verlang word nie.

Die besonderhede van kontrakwerkers en grensverkeervergunninge is vanaf Januarie 1992 by die gegewens ingesluit en word afsonderlik in Tabel 1.1.1 getoon, terwyl 'n uiteensetting volgens land van verblyf in Tabel 1.2.2 verstrek word.

Grensverkeervergunning word aan 'n persoon wat op 'n gereelde basis oor die grens beweeg toegestaan. Hierdie vergunning word vir 'n maksimum tydperk van ses maande toegestaan, waarna dit weer hernieu kan word indien nodig.

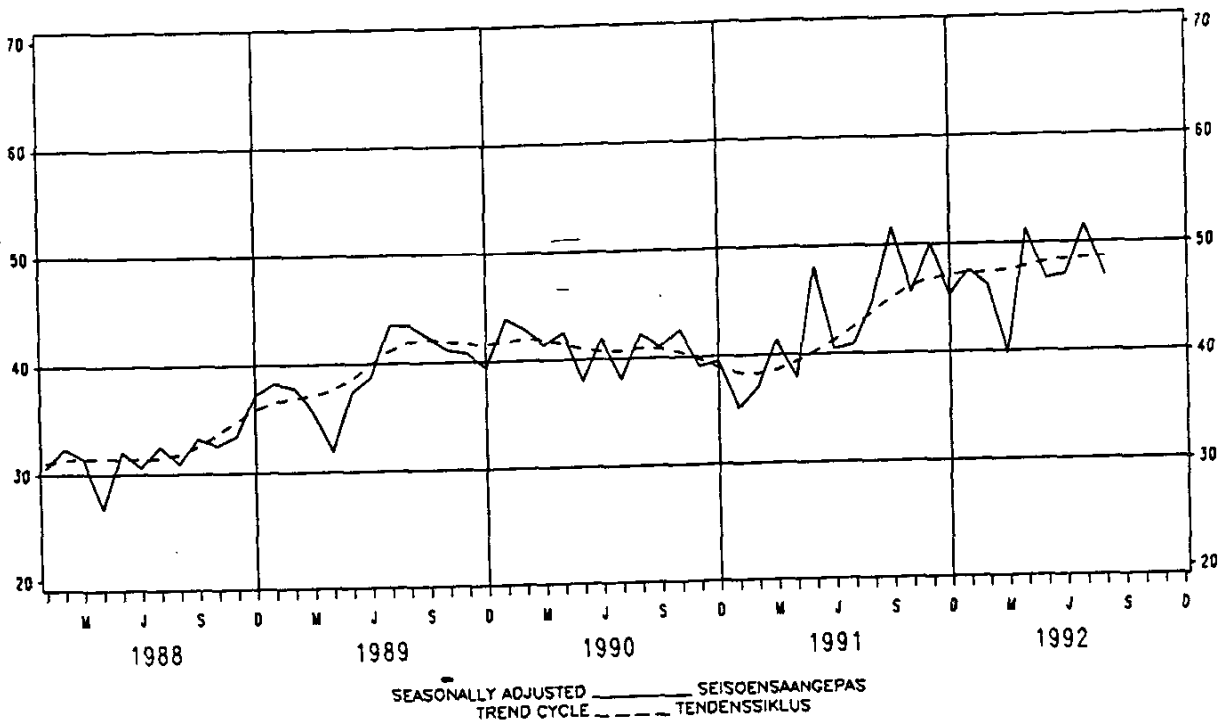
As gevolg van die gewysigde prosedure in die hantering van besoekers vanaf die BLS-lande sedert Oktober 1991 is die gegewens oor vreemde besoekers vanaf genoemde maand nie meer vergelykbaar met vorige maande nie. Om vergelykbaarheid daar te stel is dit nodig om die besoekers uit die BLS-lande buite rekening te laat.

In die vergelyking van toerismegegewens vanaf Januarie 1992, met dié van vorige tydperke is dit nodig om die effek wat die insluiting van kontrakwerkers en grensverkeervergunninge (vanaf alle lande) op die getal vreemde besoekers het, buite rekening te laat. Vanaf Januarie 1992 geld dieselfde ten opsigte van Suid-Afrikaanse inwoners wat as kontrakwerkers en met grensverkeervergunninge vertrek.

Bogenoemde aanpassings aan die toerismegegewens word in berekening gebring by die ontledings wat in die "Opsamming" verskyn.

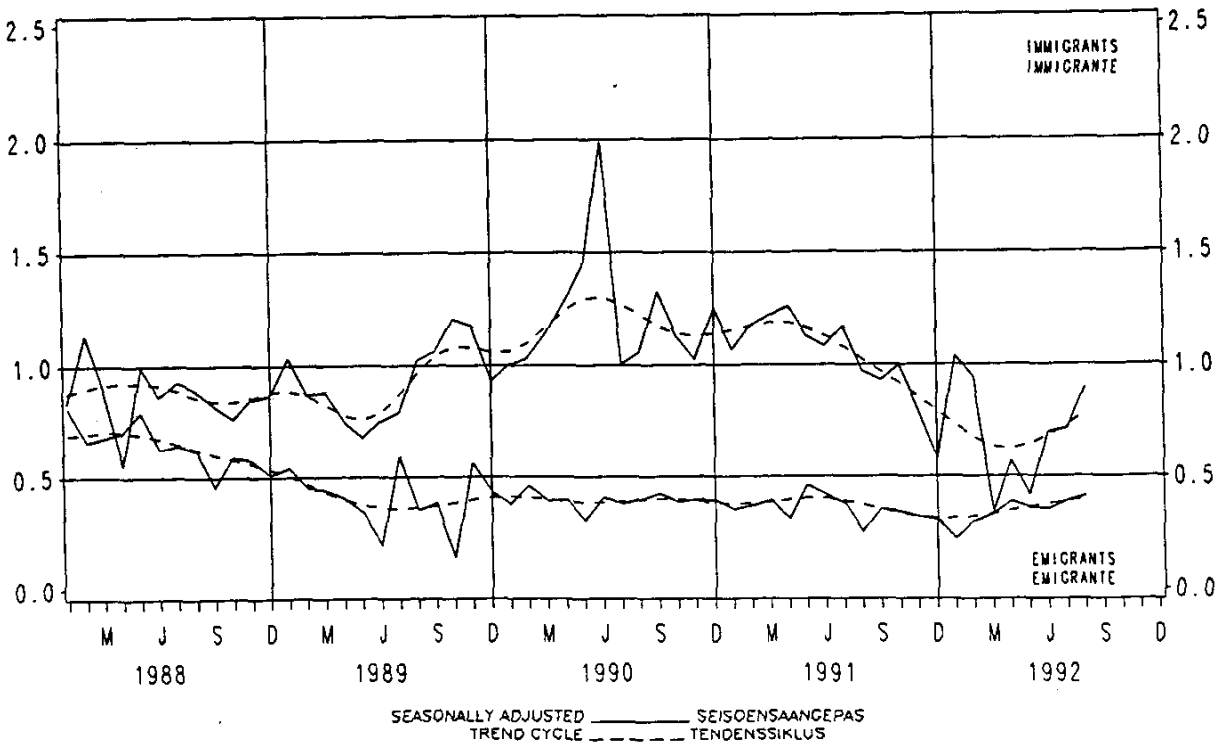
FOREIGN VISITORS : ARRIVALS
EXCLUDING AFRICA
THOUSAND

VREEMDE BSOEKERS : AANKOMS
UITGESONDERD AFRIKA
DUISEND



IMMIGRANTS AND EMIGRANTS
THOUSAND

IMMIGRANTE EN EMIGRANTE
DUISEND



1. TOERISME 1/
1.1 Aankoms en vertrek van vreemde besoekers
en Suid-Afrikaanse inwoners
1.1.1 Doel van besoek

| Purpose of visit | 1991 | | 1992 | | 1991 | | 1992 | | Doel van besoek |
|--|---------|---------|-----------|-----------|-----------|------|------|------|---|
| | August | August | Jan. | Aug. | Jan. | Aug. | Jan. | Aug. | |
| (a) ARRIVALS: GRAND TOTAL | 326 442 | 190 538 | 2 339 320 | 1 203 226 | 2 375 408 | | | | (a) AANKOMS: GROOTTOTAAL |
| (1) Foreign visitors - Total | 250 245 | 134 615 | 1 804 647 | 790 627 | 1 709 564 | | | | (1) Vreemde besoekers - Totaal |
| Actual data | | | | | | | | | Werklike gegewens |
| Seasonally adjusted | | | | | | | | | Seisoensaangepaste gegewens |
| Business | 233 799 | 126 024 | 319 347 | 152 886 | 318 034 | | | | Besigheid |
| Holiday | 39 941 | 22 925 | 224 637 | 622 219 | 1 370 835 | | | | Vakansie |
| Study | 170 358 | 110 122 | 1 19 031 | 15 522 | 20 685 | | | | Studie |
| Work | 1 816 | 1 568 | 9 664 | .. | .. | | | | Werk |
| Contract workers | 1 336 | .. | 114 864 | .. | .. | | | | Kontrakwerkers |
| Border traffic concession | 17 890 | .. | 27 049 | .. | .. | | | | Grensverkeervergunning |
| Transit | 3 874 | .. | 90 055 | .. | .. | | | | Transito |
| (11) South African residents returning | 15 030 | .. | 534 673 | 412 599 | 665 854 | | | | (11) Terugkerende Suid-Afrikaanse inwoners |
| (b) DEPARTURES: GRAND TOTAL | 324 407 | 178 429 | 2 256 504 | 1 205 143 | 2 389 761 | | | | (b) VERTREK: GROOTTOTAAL |
| (1) Foreign visitors - Total | 253 439 | 122 470 | 1 753 861 | 802 113 | 1 712 677 | | | | (1) Vreemde besoekers - Totaal |
| departing temporarily - | | | | | | | | | (11) Suid-Afrikaanse inwoners wat tydelik vertrek - |
| Total | 70 968 | 55 959 | 502 643 | 403 030 | 677 084 | | | | Totaal |
| Business | 18 846 | 15 904 | 128 612 | 115 068 | 179 899 | | | | Besigheid |
| Holiday | 49 547 | 39 334 | 358 957 | 284 182 | 491 709 | | | | Vakansie |
| Study | 1 535 | .. | 4 705 | 3 780 | 5 476 | | | | Studie |
| Work | .. | .. | 9 383 | .. | .. | | | | Werk |
| Contract workers | 21 | .. | 131 | .. | .. | | | | Kontrakwerkers |
| Border traffic concession | 111 | .. | 785 | .. | .. | | | | Grensverkeervergunning |
| Transit | .. | .. | .. | .. | .. | | | | Transito |

1. TOERISME 1/
1.1 Aankoms en vertrek van vreemde besoekers
en Suid-Afrikaanse inwoners
1.1.2 Wyse van reis

| Arrivals and departures | 1991 | | | 1992 | | | Aankoms en vertrek |
|------------------------------|---------|---------|--------|---------|--------|--------|-------------------------------|
| | August | August | August | August | August | August | |
| (a) ARRIVALS: GRAND TOTAL | 326 442 | 101 097 | 347 | 223 669 | 1 329 | | (a) AANKOMS: GROOTTOTAAL |
| (1) Foreign visitors | 250 245 | 47 870 | 326 | 200 849 | 1 200 | | (1) Vreemde besoekers |
| (11) South African residents | 76 197 | 53 227 | 21 | 22 820 | 129 | | (11) Suid-Afrikaanse inwoners |
| (b) DEPARTURES: GRAND TOTAL | 324 407 | 101 334 | 276 | 222 233 | 564 | | (b) VERTREK: GROOTTOTAAL |
| (1) Foreign visitors | 253 439 | 51 767 | 246 | 201 049 | 377 | | (1) Vreemde besoekers |
| (11) South African residents | 70 968 | 49 567 | 30 | 21 184 | 187 | | (11) Suid-Afrikaanse inwoners |

.. Not applicable/Nie van toepassing nie
/ please see explanatory notes / Kyk asseblief verduidelikende opmerkings

1. TOERISME 1/
 1.2 Vreemde besoekers
 1.2.1 Aankoms volgens land van verblyf
 en wyse van reis

1. TOURISM 1/
 1.2 Foreign visitors
 1.2.1 Arrivals by country
 and mode of travel

| Country | Foreign visitors - Vreemde besoekers | | | | | | | | | | Land | |
|------------------------|--------------------------------------|---------|--------------------------------|---------------|-------------|------------|---------|-----------|------|------|------|-------------|
| | August/August | | Mode of travel - Wyse van reis | | | | Jan. - | | Aug. | | | GROOTTOTAAL |
| | 1991 | 1992 | Air Lug | Rail Spoor | Road Pad | Sea See | 1991 | 1992 | 1991 | 1992 | | |
| GRAND TOTAL | 134 615 | 250 245 | 47 870 | 326 | 200 849 | 1 200 | 790 627 | 1 804 647 | | | | |
| AFRIKA: 1/ Botswana | 90 413 | 203 645 | 14 382 | 264 | 188 983 | 16 | 489 663 | 1 453 903 | | | | |
| Egipte | 11 871 | 20 634 | 1 373 | 3 | 19 258 | 6 | 55 752 | 146 135 | | | | |
| Kenia | 23 | 63 | 37 | .. | 20 | .. | 1 792 | 4 158 | | | | |
| Lesotho | 377 | 557 | 454 | .. | 102 | 1 | 26 770 | 550 300 | | | | |
| Malawi | 4 904 | 69 998 | 498 | 5 | 69 495 | .. | 16 789 | 16 037 | | | | |
| Mauritius | 2 850 | 2 292 | 1 081 | .. | 1 211 | .. | 3 885 | 4 089 | | | | |
| Mozambique | 517 | 476 | 441 | .. | 35 | .. | 21 884 | 55 712 | | | | |
| Namibia | 2 883 | 9 308 | 1 607 | 1 | 7 700 | .. | 72 168 | 116 733 | | | | |
| Reunion | 15 202 | 16 333 | 2 260 | 22 | 14 047 | 4 | 640 | 958 | | | | |
| Seychelles | 142 | 181 | 177 | .. | 3 | 1 | 291 | 275 | | | | |
| Swaziland | 87 | 48 | 45 | .. | 3 | .. | 42 775 | 269 517 | | | | |
| Zaire | 5 398 | 38 791 | 527 | 4 | 38 260 | .. | 5 262 | 4 372 | | | | |
| Zambia | 1 039 | 519 | 458 | .. | 61 | .. | 12 660 | 15 955 | | | | |
| Zimbabwe | 2 046 | 2 568 | 1 079 | 1 | 1 488 | .. | 214 239 | 247 487 | | | | |
| Other | 40 966 | 39 070 | 3 095 | 219 | 35 755 | 1 | 14 596 | 21 907 | | | | |
| ASIA: | 2 108 | 2 807 | 1 250 | 9 | 1 545 | 3 | | | | | | |
| Cyprus | 6 228 | 6 118 | 4 991 | 7 | 871 | 249 | 35 365 | 44 395 | | | | |
| Hong Kong | 81 | 61 | 42 | .. | 19 | .. | 565 | 545 | | | | |
| India | 467 | 472 | 434 | 2 | 31 | .. | 2 446 | 3 233 | | | | |
| Israel | 417 | 383 | 207 | .. | 168 | 8 | 2 604 | 3 666 | | | | |
| Japan | 1 399 | 927 | 792 | 1 | 134 | .. | 8 402 | 7 608 | | | | |
| Korea | 908 | 1 024 | 880 | 2 | 59 | 83 | 4 408 | 5 915 | | | | |
| Pakistan | 128 | 104 | 77 | .. | 21 | 6 | 827 | 793 | | | | |
| Philippines | 141 | 127 | 83 | .. | 43 | 1 | 658 | 1 181 | | | | |
| Republic of China | 302 | 217 | 114 | .. | 30 | 73 | 1 548 | 1 775 | | | | |
| Singapore | 1 826 | 1 481 | 1 362 | .. | 108 | 11 | 10 938 | 12 277 | | | | |
| Other | 117 | 153 | 149 | .. | 3 | 3 | 636 | 1 043 | | | | |
| AMERIKAS: | 442 | 1 169 | 851 | 2 | 255 | 61 | 2 333 | 6 359 | | | | |
| Argentina | 6 003 | 6 404 | 5 242 | 11 | 1 141 | 10 | 40 582 | 48 151 | | | | |
| Brazil | 74 | 128 | 127 | .. | 1 | .. | 882 | 1 226 | | | | |
| Canada | 245 | 236 | 207 | .. | 25 | .. | 2 198 | 2 132 | | | | |
| Chili | 728 | 793 | 575 | 1 | 216 | 1 | 6 815 | 7 857 | | | | |
| Colombia | 80 | 58 | 45 | .. | 12 | .. | 617 | 522 | | | | |
| Mexico | 9 | 27 | 24 | .. | 3 | .. | 118 | 128 | | | | |
| Paraguay | 37 | 21 | 21 | .. | .. | .. | 125 | 175 | | | | |
| Peru | 16 | 21 | 12 | .. | 16 | .. | 136 | 102 | | | | |
| Uruguay | 7 | 29 | 12 | .. | 4 | .. | 79 | 210 | | | | |
| VSA | 8 | 15 | 11 | .. | 4 | .. | 145 | 213 | | | | |
| Venezuela | 4 696 | 4 964 | 4 149 | .. | 805 | 3 | 29 019 | 34 718 | | | | |
| Other | 27 | 20 | 13 | .. | 7 | .. | 114 | 122 | | | | |
| Other | 76 | 101 | 46 | .. | 52 | .. | 334 | 746 | | | | |

1/ Please see explanatory notes / Kyk asseblief verduidelikende opmerkings

1. TOURISM
 1.2 Foreign visitors
 1.2.1 Arrivals by country of residence and mode of travel (concluded)

| Country | Foreign visitors - Vreemde bezoekers | | | | | | | | | | | |
|----------------|--------------------------------------|--------|--------------------------------|---------------|-------------|------------|---------|---------|------------------|------|------|--|
| | August/August | | Mode of travel - Wyse van reis | | | | Jan. | | AUG. | | Land | |
| | 1991 | 1992 | Air Lug | Rail Spoor | Road Pad | Sea See | 1991 | 1992 | 1991 | 1992 | | |
| EUROPE: | 30 645 | 31 683 | 21 354 | 39 | 9 372 | 918 | 212 869 | 241 954 | EUROPA: | | | |
| Austria | 952 | 1 051 | 598 | 2 | 451 | .. | 6 063 | 7 075 | Oostenryk | | | |
| Belgium | 982 | 940 | 651 | 2 | 287 | .. | 5 993 | 6 920 | Belgie | | | |
| Bulgaria | 82 | 61 | 23 | .. | 24 | 14 | 462 | 855 | Bulgarye | | | |
| Czechoslovakia | 48 | 30 | 27 | .. | 3 | .. | 342 | 513 | Tsjecho-Slowakye | | | |
| Denmark | 189 | 299 | 184 | 1 | 105 | 9 | 1 363 | 1 963 | Denemarke | | | |
| Finland | 108 | 90 | 70 | .. | 20 | .. | 823 | 1 580 | Finland | | | |
| France | 2 543 | 2 783 | 1 860 | 3 | 916 | 4 | 13 233 | 16 686 | Frankryk | | | |
| Germany | 7 375 | 6 865 | 4 153 | 4 | 2 688 | 20 | 50 271 | 51 704 | Duitsland | | | |
| Greece | 371 | 431 | 328 | .. | 59 | 44 | 2 554 | 2 788 | Griekeland | | | |
| Hungary | 82 | 26 | 26 | .. | 175 | .. | 400 | 372 | Hongarye | | | |
| Ireland | 368 | 456 | 281 | .. | 993 | 3 | 2 495 | 3 200 | Ierland | | | |
| Italy | 3 124 | 3 642 | 2 646 | .. | 916 | .. | 10 308 | 13 954 | Italië | | | |
| Luxembourg | 97 | 81 | 56 | .. | 25 | .. | 364 | 630 | Luxemburg | | | |
| Netherlands | 1 182 | 1 492 | 1 049 | .. | 438 | 6 | 9 288 | 12 202 | Nederlans | | | |
| Norway | 136 | 209 | 101 | 1 | 88 | 19 | 1 045 | 1 503 | Noorwee | | | |
| Poland | 228 | 145 | 110 | .. | 13 | 22 | 2 006 | 1 220 | Pole | | | |
| Portugal | 551 | 359 | 302 | .. | 53 | 4 | 4 109 | 3 393 | Portugal | | | |
| Roumania | 44 | 90 | 57 | 1 | 31 | 1 | 237 | 941 | Roemanie | | | |
| Russia | 93 | 735 | 129 | 1 | 25 | 580 | 537 | 1 646 | Rusland | | | |
| Spain | 846 | 652 | 392 | .. | 131 | 129 | 3 169 | 3 117 | Spanje | | | |
| Sweden | 191 | 297 | 191 | 2 | 103 | 1 | 1 829 | 2 736 | Swede | | | |
| Switzerland | 988 | 874 | 648 | 1 | 225 | .. | 9 987 | 11 828 | Switserland | | | |
| UK | 9 864 | 9 801 | 7 299 | 21 | 2 432 | 49 | 84 482 | 92 651 | VK | | | |
| Yugoslavia | 135 | 146 | 97 | .. | 37 | 12 | 718 | 1 255 | Joego-Slawie | | | |
| Other | 66 | 128 | 76 | .. | 50 | 2 | 791 | 1 322 | Ander | | | |
| OCEANIA: | 1 233 | 2 368 | 1 883 | 5 | 478 | 2 | 10 893 | 15 253 | OSEANIE: | | | |
| Australia | 919 | 1 855 | 1 547 | 5 | 301 | 2 | 8 685 | 11 652 | Australië | | | |
| New Zealand | 306 | 506 | 331 | .. | 175 | .. | 2 154 | 3 522 | Nieu-Seeland | | | |
| Other | 8 | 7 | 5 | .. | 2 | .. | 54 | 79 | Ander | | | |
| UNSPECIFIED | 93 | 27 | 18 | .. | 4 | 5 | 1 255 | 991 | ONGESPEKIFIEERD | | | |

1. TOERISME 1/
 1.2 Vreemde besoekers
 1.2.2 Aankoms volgens land van verblyf
 en doel van besoek

1. TOURISM 1/
 1.2 Foreign visitors
 1.2.2 Arrivals by country of residence
 and purpose of visit

| Country | Foreign visitors - Vreemde besoekers | | | | | | | | | | | |
|--------------------|--------------------------------------|---------|-------------------------------|------------------|--------------|--------------------------------|------------------|---------------|----------------|---------------|--------------------|------|
| | August/August | | Purpose of visit(August 1992) | | | Doel van besoek(Augustus 1992) | | | Contract | | | Land |
| | 1991 | 1992 | Business Besigheid | Holiday Vakansie | Study Studie | Work Werk | Transit Transito | Worker werker | Border traffic | Grens-verkeer | | |
| GRAND TOTAL | 134 615 | 250 245 | 39 941 | 170 358 | 1 816 | 1 336 | 15 030 | 17 890 | 3 874 | 3 874 | GROOTTOTAAL | |
| AFRIKA: | | | | | | | | | | | AFRIKA: | |
| Botswana | 90 413 | 203 645 | 34 012 | 136 401 | 1 422 | 372 | 9 806 | 17 870 | 3 762 | 3 762 | Botswana | |
| Egypte | 11 871 | 20 634 | 3 428 | 14 521 | 222 | 27 | 2 022 | 357 | 57 | 57 | Egipte | |
| Kenia | 23 | 63 | 15 | 34 | | 1 | 13 | | | | Kenia | |
| Kenya | 377 | 557 | 127 | 318 | | 2 | 107 | | | | Lesotho | |
| Lesotho | 4 904 | 69 998 | 13 781 | 40 939 | 106 | 20 | 1 302 | 10 251 | 3 599 | 3 599 | Malawi | |
| Malawi | 2 850 | 2 292 | 409 | 1 658 | 76 | 21 | 128 | | | | Mauritius | |
| Mauritius | 2 883 | 476 | 66 | 1 333 | 11 | 11 | 55 | | | | Mosambiek | |
| Mozambique | 15 202 | 9 308 | 1 269 | 1 991 | 57 | 14 | 304 | 5 673 | 3 | 3 | Namibie | |
| Namibia | 15 202 | 16 333 | 3 479 | 9 463 | 341 | 31 | 3 012 | 4 | | | Reunion | |
| Reunion | 142 | 181 | 9 | 157 | 4 | 2 | 9 | | | | Seychelle | |
| Seychelles | 87 | 48 | 3 | 37 | 4 | 1 | 2 | | | | Swaziland | |
| Swaziland | 5 398 | 38 791 | 6 674 | 28 294 | 377 | 29 | 1 773 | 1 581 | 63 | 63 | Zaire | |
| Zaire | 1 039 | 519 | 153 | 334 | 9 | 9 | 14 | | | | Zambia | |
| Zambia | 2 046 | 2 568 | 689 | 1 623 | 49 | 9 | 198 | | | | Zimbabwe | |
| Zimbabwe | 40 966 | 39 070 | 3 459 | 34 953 | 126 | 168 | 360 | 3 | 36 | 36 | Ander | |
| Other | 2 108 | 2 807 | 451 | 1 746 | 37 | 27 | 507 | | | | ASIE: | |
| ASIA: | | | | | | | | | | | Cyprus | |
| Cyprus | 6 228 | 6 118 | 810 | 4 361 | 60 | 152 | 708 | 5 | 22 | 22 | Hongkong | |
| Hong Kong | 81 | 61 | 5 | 52 | | 3 | 45 | | | | Indie | |
| India | 467 | 472 | 67 | 356 | | 12 | 41 | | | | Israel | |
| Israel | 1 399 | 383 | 32 | 297 | 1 | 28 | 31 | 3 | 3 | 3 | Japan | |
| Japan | 908 | 1 024 | 110 | 740 | 12 | 33 | 229 | | | | Korea | |
| Korea | 128 | 104 | 33 | 575 | 18 | 5 | 13 | | | | Pakistan | |
| Pakistan | 141 | 127 | 12 | 49 | 2 | 2 | 10 | | | | Philippyns | |
| Philippines | 302 | 217 | 5 | 100 | | 3 | 145 | | | | Rep. van Sjina | |
| Rep. of China | 1 826 | 1 481 | 114 | 60 | 8 | 27 | 35 | | | | Singapoer | |
| Singapore | 117 | 153 | 32 | 100 | 13 | 37 | 137 | 2 | 7 | 7 | Amerikas: | |
| Other | 442 | 1 169 | 231 | 742 | | | | | | | Argentinië | |
| AMERICAS: | | | | | | | | | | | Brasilië | |
| Argentina | 6 003 | 6 404 | 955 | 4 432 | 65 | 248 | 694 | 1 | 9 | 9 | Kanada | |
| Brazil | 74 | 128 | 5 | 105 | | 4 | 14 | | | | Chili | |
| Canada | 245 | 236 | 37 | 150 | | 4 | 43 | | | | Kolumbia | |
| Chili | 728 | 793 | 65 | 637 | 7 | 37 | 47 | | | | Mexico | |
| Columbia | 80 | 58 | 14 | 33 | | | 10 | | | | Paraguay | |
| Mexico | 9 | 27 | 2 | 18 | | | 6 | | | | Peru | |
| Paraguay | 37 | 21 | 1 | 13 | | | 6 | | | | Uruguay | |
| Peru | 16 | 12 | 1 | 10 | | | 3 | | | | VSA | |
| Uruguay | 7 | 29 | | 25 | | | | | | | Ander | |
| VSA | 8 | 15 | | 10 | | | | | | | AMERICAS: | |
| Venezuela | 4 696 | 4 964 | 813 | 3 345 | 50 | 199 | 555 | 1 | 3 | 3 | Argentinië | |
| Other | 27 | 20 | 5 | 12 | | | 10 | | | | Brasilië | |
| | 76 | 101 | 11 | 74 | | | | | | | Kanada | |

1. TOERISME 1/
 1.2 Vreemde bezoekers
 1.2.2 Aankoms volgens land van verblijf
 en doel van besoek (afgesluit)

1. TOURISM 1/
 1.2 Foreign visitors
 1.2.2 Arrivals by country of residence
 and purpose of visit (concluded)

| Country | Foreign visitors - Vreemde bezoekers | | | | | | | | | | Land |
|----------------|--------------------------------------|-------|-------------------------------|------------------|--------------|--------------------------------|-------------------|------------------------|------------------------------|------------------|------|
| | August/August | | Purpose of visit(August 1992) | | | Doel van besoek(Augustus 1992) | | | Contract/Border | | |
| | 1991 | 1992 | Business Besigheid | Holiday Vakansie | Study Studie | Work Werk | Transit Transitie | Contract worker werker | Border traffic Grens-verkeer | | |
| EUROPE: | 30 | 645 | 3 | 23 | 255 | 539 | 3 | 13 | 80 | EUROPA: | |
| Austria | 952 | 1 051 | 87 | 808 | 8 | 12 | 128 | 1 | 7 | Oostenryk | |
| Belgium | 82 | 61 | 105 | 721 | 8 | 16 | 90 | .. | .. | Belgie | |
| Bulgaria | 48 | 30 | 3 | 40 | .. | .. | 18 | .. | .. | Bulgarye | |
| Czechoslovakia | 189 | 299 | 10 | 173 | 2 | 2 | .. | .. | .. | Tsjeggo-Slowakye | |
| Denmark | 108 | 90 | 64 | 43 | 3 | 10 | 50 | .. | .. | Denemarke | |
| Finland | 2 543 | 2 783 | 26 | 2 217 | 13 | 39 | 12 | 1 | 10 | Frankryk | |
| France | 7 375 | 6 865 | 297 | 5 112 | 93 | 97 | 206 | 1 | 10 | Duitsland | |
| Germany | 371 | 431 | 37 | 281 | 6 | 8 | 879 | 1 | 3 | Griekeland | |
| Greece | 82 | 26 | 13 | 8 | .. | 5 | .. | .. | .. | Hongarye | |
| Hungary | 368 | 456 | 58 | 329 | 1 | 10 | 58 | .. | .. | Ierland | |
| Ireland | 3 124 | 3 642 | 257 | 2 825 | 12 | 16 | 521 | .. | .. | Italie | |
| Italy | 1 182 | 1 492 | 6 | 1 160 | 2 | 38 | 106 | 1 | 1 | Luxemburg | |
| Luxembourg | 136 | 209 | 48 | 113 | 8 | 5 | 41 | 1 | 1 | Nederwee | |
| Netherlands | 228 | 359 | 18 | 276 | 4 | 14 | 30 | 1 | 1 | Portugal | |
| Norway | 551 | 735 | 38 | 421 | 25 | 11 | 232 | 2 | 3 | Roemenie | |
| Poland | 44 | 90 | 10 | 37 | 1 | 4 | 13 | 1 | 1 | Rusland | |
| Portugal | 846 | 652 | 43 | 390 | 1 | 7 | 213 | .. | 1 | Spanje | |
| Roumania | 191 | 297 | 96 | 158 | 1 | 9 | 83 | .. | 3 | Swede | |
| Russia | 988 | 874 | 144 | 631 | 4 | 212 | 797 | 1 | 22 | Switserland | |
| Spain | 9 864 | 9 801 | 1 560 | 7 176 | 33 | 3 | 30 | .. | 6 | Joego-Slawie | |
| Sweden | 135 | 146 | 7 | 104 | 2 | 2 | 18 | .. | .. | Ander | |
| Switzerland | 66 | 128 | 28 | 47 | 25 | 2 | 110 | 1 | 1 | OSEANIE: | |
| UK | 1 233 | 2 368 | 288 | 1 929 | 14 | 25 | 92 | .. | .. | Australie | |
| Yugoslavia | 919 | 1 855 | 232 | 1 501 | 10 | 20 | 17 | 1 | 1 | Nieu-Seeland | |
| Other | 306 | 506 | 55 | 423 | 4 | 5 | 1 | .. | .. | Ander | |
| UNSPECIFIED | 8 | 7 | 1 | 5 | .. | .. | 6 | .. | .. | ONGESPESIFISEERD | |
| | 93 | 27 | 3 | 18 | .. | .. | 6 | .. | .. | | |

1. TOERISME 1/
1.3 Suid-Afrikaanse inwoners
1.3.1 Vertrek volgens land van bestemming
en wyse van reis

1. TOURISM 1/
1.3 South African residents
1.3.1 Departures by country
and mode of travel

| Country | South African residents - Suid-Afrikaanse inwoners | | | | | | | | | | |
|-------------------|--|--------|--------------------------------|---------------|-------------|------------|---------|---------|---------------------|--|------|
| | August/August | | Mode of travel - wyse van reis | | | | Jan. - | | Aug. | | Land |
| | 1991 | 1992 | Air Lug | Rail Spoor | Road Pad | Sea See | 1991 | 1992 | | | |
| GRAND TOTAL | 55 959 | 70 968 | 49 567 | 30 | 21 184 | 187 | 403 030 | 502 643 | GROOTTOTAAL | | |
| AFRICA: 1/ | 28 556 | 37 440 | 16 204 | 30 | 21 153 | 53 | 213 843 | 263 892 | AFRIKA: 1/ | | |
| Botswana | 4 219 | 3 911 | 2 023 | 24 | 1 864 | .. | 28 805 | 30 002 | Botswana | | |
| Egypt | 16 | 229 | 229 | .. | .. | .. | 56 | 1 166 | Egipte | | |
| Kenya | 413 | 589 | 588 | .. | .. | .. | 2 319 | 5 433 | Kenia | | |
| Lesotho | 1 072 | 3 202 | 83 | .. | 3 119 | .. | 7 862 | 16 612 | Lesotho | | |
| Malawi | 2 378 | 1 863 | 661 | .. | 44 | .. | 6 189 | 6 204 | Malawi | | |
| Mauritius | 1 392 | 2 622 | 1 863 | .. | 730 | 31 | 22 636 | 23 232 | Mauritius | | |
| Mozambique | 3 041 | 12 144 | 2 579 | 5 | 9 556 | 4 | 13 972 | 20 113 | Mosambiek | | |
| Namibia | 19 | 55 | 52 | .. | .. | 3 | 23 764 | 69 670 | Nambie | | |
| Reunion | 572 | 403 | 403 | .. | .. | .. | 187 | 420 | Reunio | | |
| Seychelles | 3 268 | 4 103 | 654 | .. | 3 449 | .. | 8 233 | 3 376 | Seychelle | | |
| Swaziland | 161 | 83 | 77 | .. | .. | .. | 25 591 | 26 379 | Swaziland | | |
| Zaire | 722 | 714 | 661 | .. | 53 | .. | 1 186 | 722 | Zaire | | |
| Zambia | 9 398 | 5 538 | 3 252 | 1 | 2 285 | .. | 4 263 | 5 135 | Zambie | | |
| Zimbabwe | 844 | 1 278 | 1 218 | .. | 47 | 13 | 62 957 | 45 382 | Zimbabwe | | |
| Other | 3 195 | 3 887 | 3 880 | .. | 6 | 1 | 5 823 | 10 046 | Ander | | |
| ASIA: | 133 | 187 | 187 | .. | .. | .. | 25 108 | 38 321 | ASIE: | | |
| Cyprus | 955 | 543 | 543 | .. | .. | .. | 761 | 1 445 | Ciprus | | |
| Hong Kong | 123 | 360 | 360 | .. | .. | .. | 5 038 | 6 051 | Hongkong | | |
| India | 880 | 1 135 | 1 135 | .. | .. | .. | 1 530 | 2 537 | Indie | | |
| Israel | 112 | 112 | 112 | .. | .. | .. | 6 443 | 10 332 | Israel | | |
| Japan | 8 | 32 | 32 | .. | .. | .. | 713 | 660 | Japan | | |
| Korea | 23 | 29 | 29 | .. | .. | .. | 114 | 99 | Korea | | |
| Pakistan | 7 | 2 | 2 | .. | .. | .. | 97 | 221 | Pakistan | | |
| Philippines | 781 | 411 | 411 | .. | .. | .. | 33 | 119 | Philippyne | | |
| Republic of China | 97 | 668 | 668 | .. | .. | .. | 5 197 | 3 546 | Republiek van Sjina | | |
| Singapore | 76 | 408 | 401 | .. | 6 | .. | 1 161 | 4 090 | Singapoer | | |
| Other | 1 823 | 3 820 | 3 806 | .. | 5 | 9 | 4 021 | 9 221 | Ander | | |
| AMERICAS: | 32 | 41 | 41 | .. | .. | .. | 14 127 | 28 576 | AMERIKAS: | | |
| Argentina | 446 | 481 | 480 | .. | .. | .. | 154 | 272 | Argentinië | | |
| Brazil | 183 | 369 | 369 | .. | .. | .. | 3 488 | 3 091 | Brazilië | | |
| Canada | 14 | 28 | 28 | .. | .. | .. | 1 309 | 2 289 | Kanada | | |
| Chile | .. | 1 | 1 | .. | .. | .. | 112 | 213 | Chili | | |
| Columbia | .. | 1 | 1 | .. | .. | .. | 14 | 13 | Kolumbia | | |
| Mexico | 4 | 11 | 11 | .. | 2 | .. | 15 | 42 | Mexico | | |
| Paraguay | 2 | 5 | 4 | .. | .. | .. | 32 | 72 | Paraguay | | |
| Peru | .. | 3 | 3 | .. | .. | .. | 15 | 42 | Peru | | |
| Venezuela | 1 129 | 2 814 | 2 805 | .. | .. | .. | 1 | 21 | Venezuela | | |
| USA | 12 | 51 | 50 | .. | .. | .. | 8 906 | 22 215 | VSA | | |
| Other | .. | .. | .. | .. | .. | .. | 81 | 306 | Ander | | |

1/ Please see explanatory notes / Kyk asseblief verduidelikende opmerkings

1. TOERISME
 1.3 TOERISME
 1.3.1 TOERISME
 1.3.1.1 TOERISME

1. TOURISM
 1.3 South African residents
 1.3.1 Departures by country of destination
 and mode of travel (concluded)

| Country | South African residents - Suid-Afrikaanse inwoners | | | | | | | | | | |
|----------------|--|--------|--------------------------------|---------------|-------------|------------|---------|---------|------------------|--|------|
| | August/August | | Mode of travel - Wyse van reis | | | | Jan. - | | Aug. | | Land |
| | 1991 | 1992 | Air LuB | Rail Spoor | Road Pad | Sea See | 1991 | 1992 | | | |
| EUROPE: | 21 891 | 24 857 | 24 825 | .. | 20 | 12 | 145 345 | 162 506 | EUROPA: | | |
| Austria | 366 | 475 | 474 | .. | 1 | .. | 2 020 | 3 104 | Oostenryk | | |
| Belgium | 570 | 504 | 504 | .. | .. | .. | 4 117 | 4 064 | Belgie | | |
| Bulgaria | 5 | 15 | 14 | .. | .. | .. | 54 | 337 | Bulgarye | | |
| Czechoslovakia | 15 | 52 | 52 | .. | .. | .. | 124 | 399 | Tsjeego-Slowakye | | |
| France | 1 029 | 909 | 907 | .. | .. | 2 | 7 436 | 6 921 | Frankryk | | |
| Germany | 2 459 | 3 138 | 3 137 | .. | .. | .. | 19 491 | 20 327 | Duitsland | | |
| Greece | 1 455 | 1 447 | 1 447 | .. | .. | .. | 7 324 | 7 579 | Griekeland | | |
| Hungary | 41 | 57 | 57 | .. | .. | .. | 143 | 7 238 | Hongarye | | |
| Italy | 1 010 | 1 295 | 1 294 | .. | .. | 1 | 6 781 | 7 958 | Italie | | |
| Luxembourg | 731 | 328 | 328 | .. | .. | .. | 4 107 | 3 097 | Luxemburg | | |
| Netherlands | 1 066 | 1 392 | 1 392 | .. | .. | .. | 6 801 | 10 367 | Nederland | | |
| Poland | 70 | 85 | 85 | .. | .. | .. | 446 | 495 | Pole | | |
| Portugal | 2 732 | 3 150 | 3 146 | .. | 4 | .. | 16 220 | 17 473 | Portugal | | |
| Romania | 1 | 30 | 30 | .. | .. | .. | 11 | 121 | Roemenie | | |
| Russia | 8 | 49 | 49 | .. | .. | .. | 92 | 297 | Rusland | | |
| Spain | 62 | 450 | 449 | .. | .. | 1 | 602 | 2 247 | Spanje | | |
| Switzerland | 914 | 945 | 945 | .. | .. | .. | 7 534 | 7 466 | Switserland | | |
| UK | 9 202 | 10 217 | 10 199 | .. | 10 | 8 | 60 874 | 68 104 | VK | | |
| Yugoslavia | 8 | 20 | 20 | .. | .. | .. | 151 | 117 | Joego-Slawie | | |
| Other | 147 | 299 | 296 | .. | 3 | .. | 1 017 | 1 795 | Ander | | |
| OCEANIA: | 238 | 777 | 777 | .. | .. | .. | 2 546 | 6 659 | OSEANIE: | | |
| Australia | 217 | 710 | 710 | .. | .. | .. | 2 270 | 5 951 | Australie | | |
| New Zealand | 17 | 64 | 64 | .. | .. | .. | 267 | 679 | Nieu-Seeland | | |
| Other | 4 | 3 | 3 | .. | .. | .. | 9 | 29 | Ander | | |
| UNSPECIFIED | 256 | 187 | 75 | .. | .. | 112 | 2 061 | 2 689 | ONGESPEKIFISEERD | | |

2. MIGRASIE
2.1 Immigrante en emigrante
2.1.1 Opsommingstabel

2. MIGRATION
2.1 Immigrants and emigrants
2.1.1 Summary table

| Immigrants and emigrants | August/August | | Jan. - Aug. | | Year - Jaar | |
|--|---------------|------|-------------|--------|-------------|------|
| | 1992 | 1991 | 1992 | 1991 | 1991 | 1991 |
| (a) IMMIGRANTS | | | | | | |
| · Actual data | 896 | 976 | 5 380 | 8 767 | 12 379 | |
| · Seasonally adjusted data | 895 | 971 | .. | .. | .. | |
| (1) Persons who arrived as approved immigrants | 359 | 348 | 2 362 | 3 007 | 4 202 | |
| (11) Persons who after arrival as visitors were approved as immigrants | 537 | 628 | 3 018 | 5 760 | 8 177 | |
| (b) EMIGRANTS | | | | | | |
| · Actual data | 471 | 284 | 2 867 | 3 031 | 4 256 | |
| · Seasonally adjusted data | 413 | 250 | .. | .. | .. | |
| (c) NET GAIN/LOSS | +425 | +692 | +2 513 | +5 736 | +8 123 | |

2. MIGRASIE
2.1 Immigrante en emigrante
2.1.2 Wyse van reis

2. MIGRATION
2.1 Immigrants and emigrants
2.1.2 Mode of travel

| Immigrants and emigrants | Mode of travel - Wyse van reis | | | |
|--------------------------|--------------------------------|---------|------------|--------------------|
| | Total | Air-Lug | Rail-Spoor | Road-Pad Sea-See |
| (a) Immigrants 1/ | 359 | .. | .. | 7 |
| (b) Emigrants | 471 | .. | .. | 7 |

.. Not applicable/Nie van toepassing nie
1/ Persons who arrived as approved immigrants/Persons wat as goedgekeurde immigrante aangekom het.

2. MIGRASIE
 2.2 Migrante volgens beroepe
 2.2.1 Immigrante

| Occupations | August/August | | Jan. - Aug. | | Year - Jaar | | Beroepe |
|---|---------------|------|-------------|-------|-------------|--------|--|
| | 1992 | 1991 | 1992 | 1991 | 1992 | 1991 | |
| GRAND TOTAL | 896 | 976 | 5 380 | 8 767 | 12 379 | 12 379 | GROOTTOTAAL |
| TOTAL - ECONOMICALLY ACTIVE | 391 | 471 | 2 544 | 4 281 | 6 040 | 6 040 | TOTAAL - EKONOMIES BEDRYWIG |
| Professional, semi-professional and technical occupations - Total | 162 | 155 | 949 | 1 283 | 1 834 | 1 834 | Professionele, semi-professionele en tegniese beroepe - Totaal |
| Engineers and related technologists | 45 | 34 | 246 | 342 | 498 | 498 | Ingenieurs- en verwante tegnoloe bedryf/produksie |
| Industrial/Production | 2 | .. | 5 | 3 | 8 | 8 | Chemies |
| Chemical | .. | .. | 63 | 10 | 14 | 14 | Elektries en verwant |
| Electrical and related | 4 | 4 | 4 | 78 | 118 | 118 | Landbou |
| Agricultural | .. | .. | 4 | 1 | 1 | 1 | Meganies/Werktuigkundig |
| Mechanical | .. | .. | 38 | 42 | 57 | 57 | Metallurgies |
| Metallurgical | .. | .. | 3 | 6 | 7 | 7 | Mynbou |
| Mining | .. | .. | 39 | 42 | 60 | 60 | Siviel en verwant |
| Civil and related | 12 | 7 | 21 | 33 | 51 | 51 | Ingenieurs n.e.g. |
| Engineers n.e.c. | 15 | 10 | 70 | 127 | 182 | 182 | Mediese praktisyn |
| Medical practitioner | 42 | 15 | 194 | 138 | 218 | 218 | Mediese spesialis |
| Medical specialist | 1 | 1 | 9 | 6 | 11 | 11 | Tandheelkundige beroepe |
| Dental professions | 1 | 1 | 10 | 9 | 14 | 14 | Onderwys- en verwante beroepe |
| Education and related occupations | 20 | 21 | 132 | 155 | 207 | 207 | Rekenmeester- en verwante rekeningkundige beroepe |
| Accountant and related accounting occupations | 9 | 9 | 39 | 76 | 105 | 105 | Ander |
| Other | 44 | 74 | 319 | 557 | 781 | 781 | Bestuurs-, uitvoerende en administratiewe beroepe |
| Managerial, executive and administrative occupations | 49 | 50 | 316 | 542 | 782 | 782 | Bestuurs-, uitvoerende en administratiewe beroepe |
| Clerical and sales occupations | 94 | 141 | 703 | 1 131 | 1 573 | 1 573 | Klerklike en verkoopsberoepe |
| Transport, delivery and communications occupations | 4 | 4 | 35 | 66 | 84 | 84 | Vervoer-, aflewering- en kommunikasieberoepe |
| Service occupations | 10 | 21 | 108 | 163 | 246 | 246 | Diensberoepe |
| Farming and related occupations | 4 | 3 | 15 | 49 | 67 | 67 | Boerdery- en verwante beroepe |
| Artisans, apprentice and related occupations | 41 | 56 | 242 | 574 | 787 | 787 | Ambagsman-, vakleerling- en verwante beroepe |
| Production foreman and supervisor, miner and quarry worker, operator, production and related worker | 14 | 17 | 73 | 154 | 218 | 218 | Produksievoorman en -toesighouer, myn- en steengroefwerker, operateur, produksie- en verwante werker |
| Occupation unspecified and n.e.c. | 13 | 24 | 103 | 319 | 449 | 449 | Beroep ongespesifiseerd en n.e.g. |
| TOTAL - NOT ECONOMICALLY ACTIVE | 505 | 505 | 2 836 | 4 486 | 6 339 | 6 339 | TOTAAL - NIE-EKONOMIES BEDRYWIG |
| House-keeping | 217 | 213 | 1 232 | 1 699 | 2 508 | 2 508 | Tuisteskepper |
| Child - not scholar | 60 | 66 | 354 | 769 | 1 007 | 1 007 | Kind - nie-skolier |
| Scholar/Student | 198 | 191 | 1 060 | 1 587 | 2 192 | 2 192 | Skolier/Student |
| Labour disabled | .. | 1 | 1 | 56 | 58 | 58 | Arbeidsongeskikte |
| Pensioner | 30 | 34 | 188 | 368 | 559 | 559 | Pensionaris |
| Not economically active n.e.c. | .. | .. | 1 | 7 | 15 | 15 | Nie-ekonomies bedrywig n.e.g. |

2. MIGRATION
2.2 Migrants volgens beroepe
2.2.2 Emigrante

| Occupations | August/August | | Jan. - | | Aug. | | Year - Jaar | | Beroepe |
|---|---------------|------|--------|-------|-------|-------|-------------|-------|--|
| | 1992 | 1991 | 1992 | 1991 | 1992 | 1991 | 1992 | 1991 | |
| GRAND TOTAL | 471 | 284 | 2 867 | 3 031 | 4 256 | 4 256 | 2 008 | 2 008 | GROOTTOTAAL |
| TOTAL - ECONOMICALLY ACTIVE | 220 | 138 | 1 396 | 1 430 | 2 008 | 2 008 | | | TOTAAL - EKONOMIES BEDRYWIG |
| Professional, semi-professional and technical occupations - Total | 99 | 56 | 610 | 579 | 603 | 603 | | | Professionele, semi-professionele en tegniese beroepe - Totaal |
| Engineers and related technologists | 29 | 14 | 168 | 166 | 210 | 210 | | | Ingenieurs- en verwante tegniese Bedryf/Produksie |
| Industrial/Production | 1 | 1 | 3 | 4 | 4 | 4 | | | Chemies |
| Chemical | 3 | 2 | 18 | 22 | 34 | 34 | | | Landbou |
| Electrical and related | 4 | 1 | 19 | 7 | 11 | 11 | | | Elektries en verwant |
| Agricultural | 16 | 1 | 82 | 18 | 28 | 28 | | | Meganies/Werktuigkundig |
| Mechanical | 1 | 3 | 2 | 30 | 37 | 37 | | | Metallurgies |
| Mining | 1 | 8 | 44 | 84 | 95 | 95 | | | Mynbou |
| Civil and related | 4 | 3 | 17 | 13 | 21 | 21 | | | Siviel en verwant |
| Engineers n.e.c. | 3 | 1 | 7 | 1 | 2 | 2 | | | Ingenieurs n.e.g. |
| Medical practitioner | 1 | 1 | 5 | 3 | 4 | 4 | | | Mediese praktisyn |
| Dental professions | 17 | 9 | 102 | 93 | 141 | 141 | | | Tandheelkundige beroepe |
| Education and related occupations | 4 | 3 | 43 | 48 | 70 | 70 | | | Onderwys- en verwante beroepe |
| Accountant and related accounting occupations | 45 | 29 | 268 | 255 | 355 | 355 | | | Rekenmeester- en verwante rekeningkundige beroepe |
| Other | 24 | 31 | 166 | 155 | 221 | 221 | | | Ander |
| Managerial, executive and administrative occupations | 58 | 30 | 365 | 377 | 531 | 531 | | | Bestuurs-, uitvoerende en administratiewe beroepe |
| Clerical and sales occupations | .. | .. | 6 | 4 | 9 | 9 | | | Klerklike en verkoopsberoepe |
| Transport, delivery and communications occupations | 2 | 5 | 20 | 34 | 55 | 55 | | | Vervoer-, aflewering- en kommunikasieberoepe |
| Service occupations | 3 | .. | 13 | 5 | 8 | 8 | | | Diensberoepe |
| Farming and related occupations | 28 | 14 | 161 | 206 | 281 | 281 | | | Boerdery- en verwante beroepe |
| Artisans, apprentice and related occupations | 3 | 1 | 23 | 36 | 55 | 55 | | | Ambagsman-, vakleerling- en verwante beroepe |
| Production foreman and supervisor, miner and quarry worker, operator, production and related worker | 3 | 1 | 32 | 34 | 45 | 45 | | | Produksievoorman en -toesighouer, myn- en steengroefwerker, operateur, produksie- en verwante werker |
| Occupation unspecified and n.e.c. | 251 | 146 | 1 471 | 1 601 | 2 248 | 2 248 | | | Beroep ongespesifiseerd en n.e.g. |
| TOTAL - NOT ECONOMICALLY ACTIVE | 137 | 77 | 732 | 715 | 1 034 | 1 034 | | | TOTAAL - NIE-EKONOMIES BEDRYWIG |
| House-keeping | 17 | 7 | 76 | 267 | 316 | 316 | | | Tuisteskepper |
| Child - not scholar | 62 | 36 | 381 | 390 | 549 | 549 | | | Kind - nie-skooler |
| Scholar/Student | .. | .. | .. | .. | 5 | 5 | | | Skooler/Student |
| Labour disabled | 35 | 26 | 281 | 229 | 344 | 344 | | | Arbeidsongeskikte |
| Pensioner | .. | .. | .. | .. | .. | .. | | | Pensjonaris |
| Not economically active n.e.c. | .. | .. | .. | .. | .. | .. | | | Nie-ekonomies bedrywig n.e.g. |

2. MIGRATION
 2.3 Immigrants by country of previous permanent residence and emigrants by country of destination and citizenship
 2.3 Immigrante volgens land van vorige permanente verblijf en emigrante volgens land van bestemming en burgerskap

| Country | Immigrants Immigrante | | | | Migration - Migrasie | | | | Emigrants Emigrante | | | | Land |
|-------------------|--------------------------|-------|-----------|------|----------------------|-------|-----------|-------|------------------------|------|-----------|-------|---------------------|
| | Aug. 1992 | | Aug. 1991 | | Aug. 1992 | | Aug. 1991 | | Aug. 1992 | | Aug. 1991 | | |
| | Jan. | Aug. | Jan. | Aug. | Jan. | Aug. | Jan. | Aug. | Jan. | Aug. | Jan. | Aug. | |
| GRAND TOTAL | 896 | 8 767 | 5 380 | 471 | 3 031 | 2 867 | 471 | 3 031 | 2 867 | 471 | 3 031 | 2 867 | GROOTTOTAAL |
| AFRICA: | | | | | | | | | | | | | AFRIKA: |
| Botswana | 120 | 1 446 | 732 | 9 | 132 | 95 | 132 | 132 | 95 | 193 | 1 369 | 1 146 | Botswana |
| Kenya | 3 | 23 | 21 | 1 | 8 | 7 | 1 | 1 | 7 | 1 | 1 | 1 | Kenia |
| Lesotho | .. | 9 | 86 | .. | .. | .. | .. | .. | .. | .. | .. | .. | Lesotho |
| Madeira Islands | 4 | 167 | 26 | .. | 3 | .. | .. | .. | .. | .. | .. | .. | Madeira Eilande |
| Malawi | 2 | 97 | 42 | .. | 3 | 2 | .. | .. | .. | .. | .. | .. | Malawi |
| Mauritius | 12 | 66 | 41 | 2 | 5 | 9 | .. | .. | .. | 1 | 6 | 5 | Mauritius |
| Mozambique | .. | 47 | 23 | .. | 4 | .. | .. | .. | .. | .. | .. | .. | Mosambiek |
| Namibia | .. | 17 | 22 | .. | 15 | 14 | .. | .. | .. | 2 | 4 | 2 | Nambie |
| RSA | .. | 78 | 41 | .. | .. | 3 | .. | .. | .. | 188 | 1 311 | 1 096 | RSA |
| Swaziland | 22 | 33 | 73 | .. | .. | .. | .. | .. | .. | .. | .. | .. | Swaziland |
| Zaire | 11 | 107 | 46 | .. | .. | .. | .. | .. | .. | .. | .. | .. | Zaire |
| Zambia | 42 | 638 | 233 | 2 | 92 | 56 | .. | .. | .. | 2 | 48 | 36 | Zambie |
| Zimbabwe | 9 | 67 | 65 | .. | 1 | 3 | .. | .. | .. | .. | .. | 4 | Zimbabwe |
| Other | .. | .. | .. | .. | .. | .. | .. | .. | .. | .. | .. | .. | Ander |
| ASIA: | | | | | | | | | | | | | ASIE: |
| Cyprus | 341 | 2 708 | 2 072 | 8 | 43 | 54 | .. | .. | .. | .. | 16 | 23 | Ciprus |
| Hong Kong | 3 | 30 | 11 | .. | 2 | .. | .. | .. | .. | .. | .. | .. | Hongkong |
| India | 123 | 168 | 525 | 3 | 2 | 5 | .. | .. | .. | .. | .. | .. | Indie |
| Israel | 39 | 364 | 184 | .. | 30 | 34 | .. | .. | .. | .. | 8 | 15 | Israël |
| Japan | 22 | 432 | 271 | 5 | .. | 2 | .. | .. | .. | .. | .. | .. | Japan |
| Korea | .. | 9 | 10 | .. | .. | .. | .. | .. | .. | .. | .. | .. | Korea |
| Pakistan | 10 | 34 | 16 | .. | .. | .. | .. | .. | .. | .. | .. | .. | Pakistan |
| Republic of China | 86 | 1 509 | 782 | .. | .. | .. | .. | .. | .. | .. | 2 | 1 | Republiek van Sjina |
| Turkey | .. | 38 | 27 | .. | .. | 2 | .. | .. | .. | .. | .. | 2 | Turkye |
| Other | 58 | 89 | 190 | .. | 7 | 9 | .. | .. | .. | .. | 6 | .. | Ander |
| AMERICAS: | | | | | | | | | | | | | AMERIKAS: |
| Argentina | 38 | 517 | 282 | 51 | 430 | 448 | .. | .. | .. | 3 | 54 | 74 | Argentinië |
| Brazil | .. | 91 | 44 | .. | .. | 1 | .. | .. | .. | .. | .. | .. | Brasilië |
| Canada | 6 | 51 | 40 | 20 | 198 | 223 | .. | .. | .. | 2 | 19 | 29 | Kanada |
| Chile | 1 | 13 | 7 | .. | 7 | 1 | .. | .. | .. | .. | 3 | .. | Chili |
| Columbia | .. | .. | .. | .. | .. | .. | .. | .. | .. | .. | .. | .. | Kolumbia |
| Mexico | .. | .. | .. | .. | .. | .. | .. | .. | .. | .. | .. | .. | Mexiko |
| Paraguay | .. | 12 | 2 | .. | 2 | 1 | .. | .. | .. | .. | .. | .. | Paraguay |
| Peru | .. | 13 | 4 | .. | .. | .. | .. | .. | .. | .. | .. | .. | Peru |
| Uruguay | .. | 4 | 2 | .. | 1 | .. | .. | .. | .. | .. | .. | .. | Uruguay |
| Venezuela | 1 | 39 | 6 | .. | .. | .. | .. | .. | .. | .. | .. | .. | Venezuela |
| USA | 24 | 229 | 116 | 31 | 222 | 222 | .. | .. | .. | 1 | 31 | 45 | VSA |
| Other | .. | 10 | 6 | .. | .. | .. | .. | .. | .. | .. | .. | .. | Ander |