


LIBRARY COPY



REPUBLIEK VAN SUID-AFRIKA
REPUBLIC OF SOUTH AFRICA



SENTRALE
STATISTIEKDIENS
CENTRAL
STATISTICAL SERVICE

**STATISTIESE NUUSBERIG
STATISTICAL NEWS RELEASE**

P0351

TOERISME EN MIGRASIE: AUGUSTUS 1991

TOURISM AND MIGRATION: AUGUST 1991

30 JANUARIE/JANUARY 1992

SUMMARY

The net result of immigrants and emigrants shows a gain of 692 persons for August 1991 compared with a gain of 610 persons for August 1990. It should be noted however that the number of immigrants as well as emigrants shows a decrease against August 1990.

During the period January 1991 to August 1991 the United Kingdom and Australia were the most popular emigration destinations, with 43,3% and 22,1% of all emigrants respectively. The two most important sources of immigrants during the same period were the United Kingdom and the Republic of China with 1 677 and 1 509 respectively.

The number of foreign visitors during August 1991 increased by 40,6% compared with the same month of last year. Visitors from Africa, Europe and Asia increased by 64,8%, 13,1% and 10,5% respectively, while visitors from Oceania and the Americas decreased by 32,4% and 3,9% respectively.

The majority of visitors from a single country during August 1991 were from Zimbabwe, namely 30,4% of the total.

OPSOMMING

Die netto resultaat van immigrasie en emigrasie toon 'n wins van 692 persone vir Augustus 1991 teenoor 'n wins van 610 persone vir Augustus 1990. Daar moet egter daarop gewys word dat die getal immigrante asook die emigrante 'n afname teenoor Augustus 1990 toon.

Gedurende die tydperk Januarie 1991 tot Augustus 1991 was die Verenigde Koninkryk en Australië die gewildste emigrasie bestemmings met onderskeidelik 43,3% en 22,1% van alle emigrante. Die twee belangrikste bronne van immigrante gedurende dieselfde tydperk was die Verenigde Koninkryk en die Republiek van Sjina met onderskeidelik 1 677 en 1 509 persone.

Die getal vreemde besoekers gedurende Augustus 1991 het met 40,6% in vergelyking met dieselfde maand van verlede jaar toegeneem. Besoekers uit Afrika, Europa en Asië het met onderskeidelik 64,8%, 13,1% en 10,5% toegeneem, terwyl besoekers uit Oseanië en die Amerikas met onderskeidelik 32,4% en 3,9% afgeneem het.

Die meeste besoekers uit 'n enkele land gedurende Augustus 1991 was uit Zimbabwe, naamlik 30,4% van die totaal.

Jana C. ...
 HEAD: CENTRAL STATISTICAL SERVICE
 HOOF: SENTRALE STATISTIEKDIENS

ENQUIRIES:		NAVRAE:	
PRETORIA	Tel. (012) 310-8911 Private Bag X44, Pretoria, 0001 Fax: 3108500 3108501	PRETORIA	Tel. (012) 310-8911 Private Sak X44, Pretoria, 0001 Faks: 3108500 3108501
BLOEMFONTEIN	(051) 477767	KEMPTON PARK	(011) 3943420/1
DURBAN	(031) 3053904	KIMBERLEY	(0531) 33965
CAPE TOWN/KAAPSTAD	(021) 4612098	KLERKSDORP	(018) 4624008
		NELSPRUIT	(01311) 52455/6
		PIETERSBURG	(01521) 71609
		PORT ELIZABETH	(041) 523801/2

EXPLANATORY NOTES

TABLES 2.2.1 AND 2.2.2

1. As from 1 January 1987 occupations are classified according to the Standard Classification of Occupations, First Edition, 1986.
2. Comparable data for 1986 and previous years are consequently not available for the following occupations:
 - Agricultural engineer
 - Industrial/production engineer
 - Medical specialist
 - Artisan, apprentice and related occupations
- 2.1 Agricultural and industrial/production engineer were previously included in the occupation "engineer, not elsewhere classified".
- 2.2 Medical specialist was previously included in the occupation "medical practitioner".
- 2.3 Artisan, apprentice and related occupations were previously classified with subgroup "production foreman and supervisor, miner and quarry worker, operator, production and related worker".

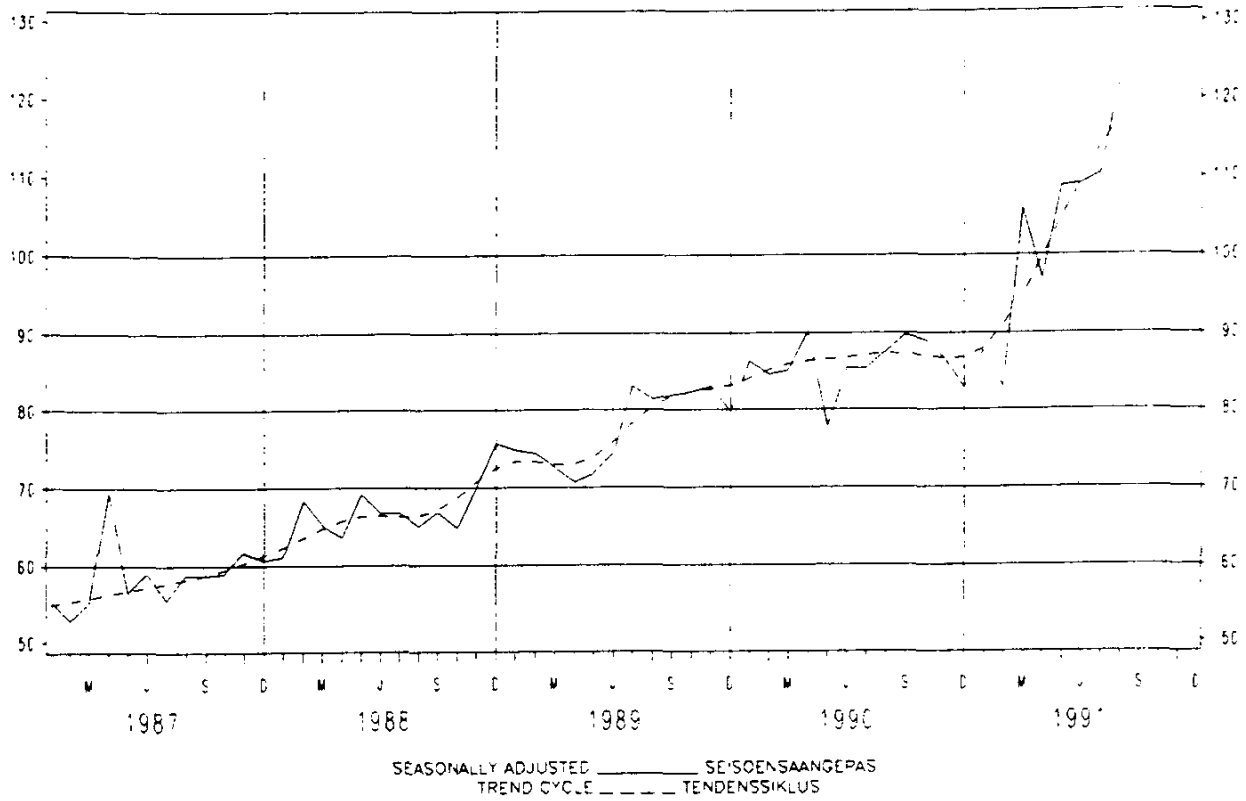
VERDUIDELIKENDE OPMERKINGS

TABELLE 2.2.1 EN 2.2.2

1. Vanaf 1 Januarie 1987 word beroepe geklassifiseer volgens die standaardberoepsklassifikasie, Eerste uitgawe, 1986.
2. Vergelykbare gegewens vir 1986 en vroeër jare is gevolglik nie beskikbaar vir die volgende beroepe nie:
 - Landbou-ingenieur
 - Bedryfs-/produksie ingenieur
 - Mediese spesialis
 - Ambagsman-, vakleerling- en verwante beroepe
- 2.1 Landbou- en bedryf/produksie-ingenieur is voorheen by die beroep "ingenieur, nie elders geklassifiseer", ingedeel.
- 2.2 Mediese spesialis is voorheen by die beroep "mediese praktisyn" ingedeel.
- 2.3 Ambagsman-, vakleerling- en verwante beroepe is voorheen by subgroep "produksievoorman en -toesighouer, myn- en steengroefwerker, operateur, produksie- en verwante werker" geklassifiseer.

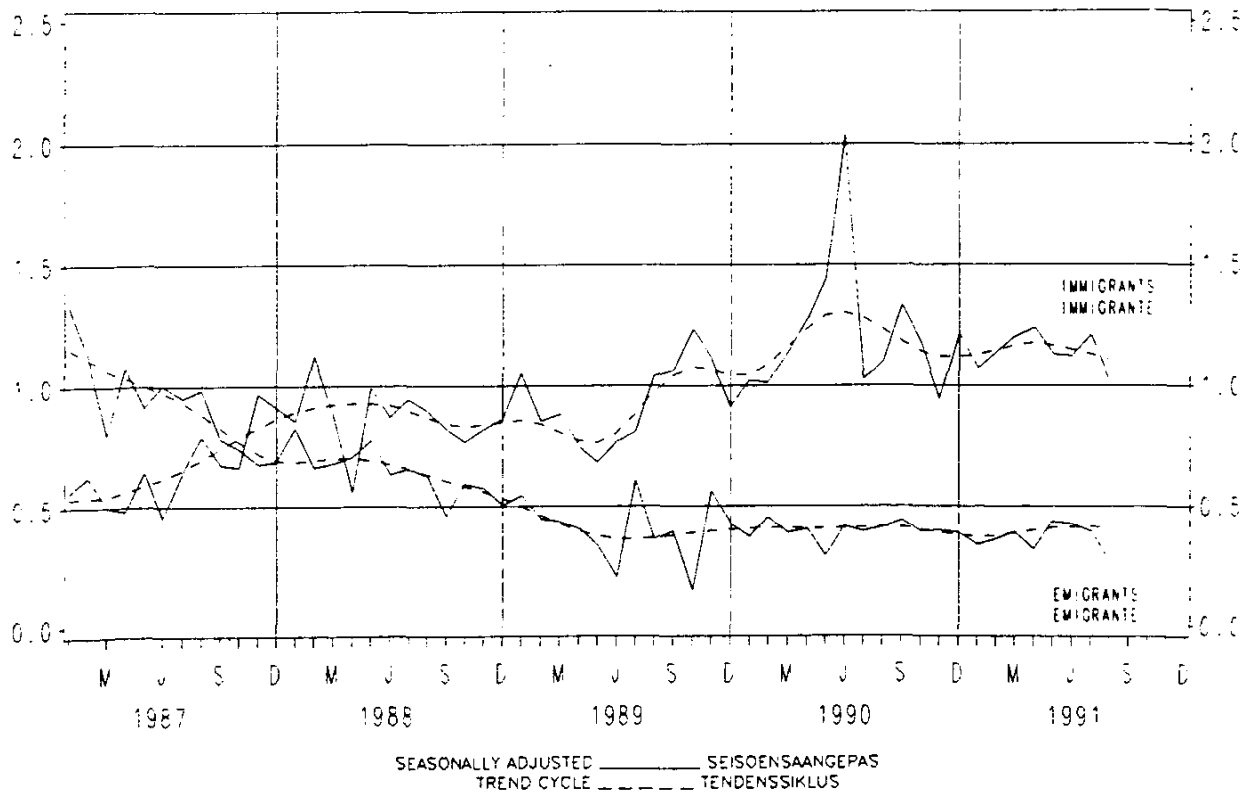
FOREIGN VISITORS ARRIVALS
THOUSAND

VREEMDE BESOEKERS AANKOMS
DUZEND



IMMIGRANTS AND EMIGRANTS
THOUSAND

IMMIGRANTE EN EMIGRANTE
DUZEND



1. TOURISM		1.1 Aankoms en vertrek van vreemde besoekers en Suid-Afrikaanse inwoners		1.1.1 Doel van besoek	
1.1.1 Purpose of visit		Year - Jaar		Doel van besoek	
Purpose of visit		Aug./August	Jan. - Aug.	1990	1990
		1991	1991	1990	1990
(a) ARRIVALS: GRAND TOTAL		190 538	1 203 226	1 075 494	1 642 170
(i) Foreign visitors - Total		134 615	790 627	658 411	1 029 094
· Seasonally adjusted data		122 074	87 444
· Business		22 925	17 213	130 186	191 879
· Holiday, including persons in transit		110 122	622 219	516 005	821 701
(ii) South African residents returning		1 568	940	12 220	15 514
		55 923	412 599	417 083	613 076
(b) DEPARTURES: GRAND TOTAL		178 429	1 205 143	1 090 434	1 640 426
(i) Foreign visitors - Total		122 470	802 113	683 086	1 024 410
(ii) South African residents departing temporarily - Total		55 959	403 030	407 348	616 016
· Business		15 904	14 910	108 861	159 486
· Holiday		39 334	38 628	294 836	451 229
· Study		721	608	3 651	5 301

1. TOURISM		1.1 Aankoms en vertrek van vreemde besoekers en Suid-Afrikaanse inwoners		1.1.2 Wyse van reis	
1.1.2 Mode of travel		Mode of travel - Wyse van reis		Aankoms en vertrek	
Arrivals and departures		August/August		1991	
		August	August	1991	1991
		1991	1991	1991	1991
(a) ARRIVALS:		190 538	1 009	98 576	1 009
(i) Foreign visitors		134 615	832	85 145	832
(ii) South African residents		55 923	177	13 431	177
(b) DEPARTURES:		178 429	841	86 197	841
(i) Foreign visitors		122 470	653	72 720	653
(ii) South African residents		55 959	188	13 477	188

.. Not applicable/Nie van toepassing nie

1. TOURISM
 1.2 Foreign visitors
 1.2.1 Arrivals by country of residence
 and mode of travel

1. TOURISME
 1.2 Vreemde besoekers
 1.2.1 Aankoms volgens land van verblyf
 en wyse van reis

Country	Foreign visitors - vreemde besoekers									
	August/August		Mode of travel - Wyse van reis		Jan. -		Aug. -		Land	
	1990	1991	Air	Rail	Road	Sea	1990	1991		
GRAND TOTAL	95 761	134 615	47 891	747	85 145	832	658 411	790 627	GROOTTOTAAL	
AFRICA:										
Botswana	54 857	90 413	15 003	695	74 687	28	346 502	489 663	AFRIKA:	
Kenya	6 378	11 871	1 114	8	10 749	..	46 455	55 752	Botswana	
Lesotho	2 908	4 904	298	..	79	..	917	1 792	Kenya	
Malawi	2 138	2 850	1 357	2	4 378	..	24 599	26 770	Lesotho	
Mauritius	574	517	468	..	1 491	..	12 236	16 789	Malawi	
Mozambique	2 180	2 883	1 743	..	48	1	3 365	3 885	Mauritius	
Swaziland	6 398	5 398	421	4	1 140	..	15 793	21 884	Mozambique	
Zambia	1 683	2 046	1 219	1	4 972	1	49 671	42 775	Swaziland	
Zimbabwe	29 573	40 966	4 065	629	826	..	11 620	12 660	Zambia	
Other	2 912	18 601	3 792	51	14 735	23	160 574	214 239	Zimbabwe	
							21 272	93 117	Ander	
ASIA:										
Hong Kong	5 636	6 228	4 856	2	924	446	35 656	35 365	ASIE:	
India	365	467	409	..	56	2	2 085	2 446	Hong-Kong	
Israel	258	417	318	..	45	54	1 332	2 604	India	
Japan	1 703	1 399	1 177	..	221	1	9 856	8 402	Israel	
Korea	713	908	724	..	37	147	3 770	4 408	Japan	
Republic of China	102	128	75	1	23	29	580	827	Korea	
Other	1 683	1 826	1 417	1	388	20	12 350	10 918	Republic van Sjina	
	812	1 083	736	0	154	193	5 683	5 740	Ander	
AMERICAS:										
Argentina	6 247	6 003	4 970	3	1 012	18	45 111	40 584	AMERIKAS:	
Brazil	127	74	69	..	5	..	1 081	882	Argentina	
Canada	333	245	225	0	15	5	2 064	2 198	Brazil	
Chili	762	728	571	3	153	1	7 703	6 815	Canada	
Columbia	64	80	78	0	1	1	761	617	Chili	
Mexico	7	9	9	0	1	1	96	118	Columbia	
Paraguay	25	37	29	0	8	0	147	125	Mexico	
Peru	9	16	16	0	101	0	136	136	Paraguay	
Uruguay	9	7	6	0	1	0	96	79	Peru	
USA	11	8	8	0	0	0	210	145	Uruguay	
Venezuela	4 812	4 696	3 886	0	804	6	32 415	29 019	VSA	
Other	21	27	27	0	0	0	148	114	Venezuela	
	67	76	48	0	24	4	289	336	Ander	

1. TOURISM
 1.2 Foreign visitors
 1.2.1 Arrivals by country of residence
 and mode of travel (concluded)

1. TOURISME
 1.2 Vreemde besoekers
 1.2.1 Aankoms volgens land van verblyf
 en wyse van reis (afgesluit)

Country	Foreign visitors - Vreemde besoekers														
	August/August		Mode of travel - Wyse van reis				Jan. -		Aug.		Land				
	1990	1991	Air	Rail	Road	Sea	1990	1991							
		August/August	August/August	August/August	1991										
EUROPE:	27	106	30	645	22	081	41	8	186	337	216	382	212	869	EUROPA:
Austria	726	952	1	333	1	617	1	333	3	337	5	631	6	063	Oostenryk
Belgium	1 000	982	1	982	1	659	1	319	3	1	6	597	5	993	Belgie
Denmark	148	189	1	111	4	111	4	64	10	10	1	198	1	363	Denemarke
Finland	74	108	1	78	1	78	1	30	1	1	1	024	1	823	Finland
France	2 377	2 543	2	543	1	909	2	627	5	5	14	024	13	233	Frankryk
Germany	5 325	7 375	4	542	4	542	4	800	29	29	50	988	50	270	Duitsland
Greece	388	371	2	313	2	313	2	13	43	43	2	927	2	554	Griekeland
Ireland	353	368	2	368	2	221	2	143	3	3	2	905	2	495	Ierland
Italy	2 691	3 124	3	124	2	221	2	893	8	8	10	239	10	308	Italie
Luxembourg	76	97	1	97	1	91	1	6	1	1	10	327	10	364	Luxembourg
Netherlands	1 087	1 182	1	182	2	835	2	343	2	2	9	765	9	288	Nederlans
Norway	106	136	1	136	1	81	1	39	16	16	9	17	1	045	Noorwee
Portugal	645	551	1	551	1	447	1	83	21	21	5	648	4	109	Portugal
Spain	518	846	1	846	1	589	1	184	73	73	3	239	3	169	Spanje
Sweden	140	191	1	191	1	141	1	49	1	1	1	530	1	829	Swede
Switzerland	813	988	1	988	1	711	1	277	1	1	11	611	9	987	Switserland
UK	10 206	9 864	9	864	7	868	23	1 903	70	70	83	959	84	482	VK
Other	423	778	1	778	1	646	0	80	52	52	3	853	5	494	Ander
OCEANIA:	1	233	1	233	6	931	6	295	1	1	13	768	10	891	OSEANIE:
Australia	489	919	1	919	737	737	0	181	1	1	11	284	8	685	Australie
New Zealand	333	306	1	306	191	191	6	109	0	0	2	455	2	154	Nieu-Seeland
Other	1	8	1	8	3	3	0	5	0	0	29	29	52	52	Ander
UNSPECIFIED	92	93	93	93	50	50	0	41	2	2	992	992	1 255	1 255	ONGESPEKIFISEERD

1. TOURISME
 1.3 South African residents by country of destination and mode of travel
 1.3.1 Vertrek volgens land van bestemming en wyse van reis

Country	South African residents - Suid-Afrikaanse inwoners										
	August/August		Mode of travel - Wyse van reis				1990		1991		Land
	1990	1991	Air Lug	Rail Spoor	Road Pad	Sea See	1990	1991			
GRAND TOTAL	54 146	55 959	42 209	85	13 477	188	407 348	403 030	GROOTTOTAAL		
AFRICA:	26 278	28 556	15 163	84	13 280	29	200 856	213 843	AFRIKA:		
Botswana	4 892	4 219	2 210	1	2 008	..	34 932	28 805	Botswana		
Kenya	51	413	413	407	2 319	Kenia		
Lesotho	1 238	1 072	74	..	998	..	9 054	7 862	Lesotho		
Malawi	781	1 051	1 000	..	51	..	6 463	6 189	Malawi		
Mauritius	2 004	2 378	2 361	17	22 209	22 636	Mauritius		
Mozambique	1 596	1 392	1 353	..	27	12	10 237	13 972	Mosambiek		
Swaziland	4 241	3 268	411	1	2 856	..	31 969	25 591	Swaziland		
Zambia	451	722	689	..	33	..	3 669	4 263	Zambie		
Zimbabwe	9 793	9 398	2 626	81	6 691	..	72 454	62 957	Zimbabwe		
Other	1 231	4 643	4 026	1	616	0	9 462	39 249	Ander		
ASIA:	2 535	3 195	3 187	..	8	..	27 962	25 108	ASIE:		
Hong Kong	762	955	955	3 853	5 038	Hong-Kong		
India	128	123	123	1 464	1 530	Indie		
Israel	736	880	878	..	2	..	9 223	6 443	Israel		
Japan	72	112	112	709	713	Japan		
Korea	6	8	8	69	114	Korea		
Republic of China	514	781	780	..	1	..	4 391	5 197	Republiek van Sjina		
Other	317	336	331	..	5	..	8 253	6 073	Ander		
AMERICAS:	2 097	1 823	1 816	..	6	1	14 931	14 127	AMERIKAS:		
Argentina	22	32	32	189	154	Argentinië		
Brazil	443	446	445	3 669	3 488	Brasilië		
Canada	188	183	182	1 175	1 309	Kanada		
Chili	15	14	13	186	112	Chili		
Columbia	3	0	0	0	0	0	15	14	Columbia		
Mexico	..	1	1	10	15	Mexico		
Paraguay	2	4	4	36	32	Paraguay		
Peru	2	2	2	9	15	Peru		
Venezuela	5	0	0	0	0	0	15	1	Venezuela		
USA	1 400	1 129	1 126	..	3	..	9 550	8 906	VSA		
Other	17	12	11	..	1	0	77	81	Ander		

1. TOURISM
 1.3 South African residents
 1.3.1 Departures by country of destination
 and mode of travel (concluded)

P0351

1. TOERISME
 1.3 Suid-Afrikaanse inwoners
 1.3.1 Vertrek volgens land van bestemming
 en wyse van reis (afgesluit)

Country	South African residents - Suid-Afrikaanse inwoners										
	August/August		Mode of travel - Wyse van reis				1990		1991		Land
	1990	1991	Air Lug	Rail Spoor	Road Pad	Sea See	August/August	1991	1991		
EUROPE:	22 432	21 891	21 717	1	151	22	156 951	145 345	EUROPA:		
Austria	197	366	365	1	1	..	1 726	2 020	Oostenryk		
Belgium	625	570	567	3	4 169	4 117	Belgie		
France	1 047	1 029	1 027	2	7 015	7 436	Frankryk		
Germany	2 489	2 459	2 447	12	20 300	19 491	Duitsland		
Greece	1 676	1 455	1 449	6	9 422	7 324	Griekeland		
Italy	1 162	1 010	1 006	4	7 947	6 781	Italie		
Luxembourg	518	731	731	3 232	4 107	Luxemburg		
Netherlands	921	1 066	1 064	2	7 129	6 801	Nederland		
Portugal	2 794	2 732	2 725	7	16 721	16 220	Portugal		
Spain	71	62	62	570	602	Spanje		
Switzerland	796	914	910	4	8 343	7 534	Switserland		
UK	9 831	9 202	9 073	1	106	22	68 345	60 874	VK		
Other	305	295	291	0	4	0	2 032	2 038	Ander		
OCEANIA:	330	238	230	..	6	2	2 989	2 546	OSEANIE:		
Australia	305	217	215	..	1	1	2 655	2 270	Australië		
New Zealand	25	17	15	..	1	1	331	267	Nieu-Seeland		
Other	0	4	0	..	4	0	3	9	Ander		
UNSPECIFIED	474	256	96	..	26	134	3 659	2 061	ONGESPESIFISEERD		

2. MIGRATION
2.1 Immigrants and emigrants
2.1.1 Summary table

2. MIGRASIE
2.1 Immigrante en emigrante
2.1.1 Opsommingstabel

Immigrants and emigrants	Augst/August		Jan. - Aug.		Year - Jaar	
	'991	1990	1991	'990	1990	1990
(a) IMMIGRANTS: GRAND TOTAL						
Actual data	976	1 061	8 767	9 470	14 499	
Seasonally adjusted data	1 019	1 095	
(i) Persons who arrived as approved immigrants	348	479	3 007	3 079	4 552	
(ii) Persons who after arrival as visitors were approved as immigrants	628	582	5 760	6 391	9 947	
(b) EMIGRANTS						
Actual data	284	451	3 031	3 241	4 722	
Seasonally adjusted data	261	411	
(c) NET GAIN/LOSS	+692	+610	+5 736	+6 229	+9 777	

2. MIGRATION
2.1 Immigrants and emigrants
2.1.2 Mode of travel

2. MIGRASIE
2.1 Immigrante en emigrante
2.1.2 Wyse van reis

Immigrants and emigrants	Mode of travel - Wyse van reis			
	Total	Air-Lug	Rail-Spoor	Road-pad / Sea-See
(a) Immigrants 1/	348	341	..	6
(b) Emigrants	284	270	..	14

.. Not applicable/Nie van toepassing nie

1/ Persons who arrived as approved immigrants/Personne wat as goedgekeurde immigrante aangekom het.

2. MIGRATION
 2.2 Migrants by occupations
 2.2.1 Immigrants

2. MIGRASIE
 2.2 Migrante volgens beroepe
 2.2.1 Immigrante

Occupations	August/August		Jan. - Aug.		Year - Jaar	
	1991	1990	1991	1990	1990	1990
GRAND TOTAL	976	1 061	8 767	9 470	14 499	
TOTAL - ECONOMICALLY ACTIVE	471	485	4 281	4 317	6 727	
Professional, semi-professional and technical occupations - Total	155	150	1 283	1 190	1 862	Professionele, semi-professionele en tegniese beroepe - Totaal
Engineers and related technologists	34	61	342	381	573	Ingenieurs- en verwante tegnoloe
Industrial/Production	..	1	3	16	20	Bedryf/Produksie
Chemical	10	5	9	Chemies
Electrical and related	4	23	78	83	131	Elektries en verwant
Agriculture	1	2	4	Landbou
Mechanical	42	55	72	Meganies/Werktuigkundig
Metallurgical	6	2	4	Metaalurgies
Mining	5	..	42	8	12	Mynbou
Civil and related	7	17	33	76	97	Siviel en verwant
Engineers n.e.c.	10	10	127	134	224	Ingenieurs n.e.g.
Medical practitioner	15	8	138	65	125	Mediese praktisyn
Medical specialist	1	4	6	9	10	Mediese spesialis
Dental professions	1	..	9	6	14	Tandheelkundige beroepe
Education and related occupations	21	11	155	75	137	Onderwys- en verwante beroepe
Accountant and related accounting occupations	9	6	76	67	107	Rekenmeester- en verwante rekeningkundige beroepe
Other	74	60	557	587	896	Ander
Managerial, executive and administrative occupations	50	51	542	547	820	Bestuurs-, uitvoerende en administratiewe beroepe
Clerical and sales occupations	141	119	1 131	1 170	1 884	Klerklike en verkoopsberoepe
Transport, delivery and communications occupations	4	1	66	26	43	Vervoer-, aflewering- en kommunikasieberoepe
Service occupations	21	15	163	170	267	Diensberoepe
Farming and related occupations	3	8	49	50	73	Boerdery- en verwante beroepe
Artisans, apprentice and related occupations	56	94	574	765	1 156	Ambagsiran-, vakleerling- en verwante beroepe
Production foreman and supervisor, miner and quarry worker, operator, production and related worker	17	17	154	189	301	Produksievoorman en -toesigouer, myn- en steengroefwerker, operateur, produksie- en verwante werker
Occupation unspecified and n.e.c.	24	30	319	210	321	Beroep ongespesifiseerd en n.e.g.
TOTAL - NOT ECONOMICALLY ACTIVE	505	576	4 486	5 153	7 772	TOOTAAL - NIE-EKONOMIES BEDRYWIG
House-keeping	213	219	1 699	2 043	3 051	Tuisteskepper
Child - not scholar	66	96	769	746	1 136	Kind - nie-skoolier
Scholar/Student	191	157	1 587	1 528	2 364	Skoolier/Student
Labour disabled	1	25	56	162	262	Arbeidsongeskikte
Pensioner	34	77	368	666	944	Pensionaris
Not economically active n.e.c.	..	2	7	8	15	Nie-ekonomies bedrywig n.e.g.

2. MIGRATION
2.2 Migrants by occupations
2.2.2 Emigrants

2. MIGRASIE
2.2 Migrante volgens beroepe
2.2.2 Emigrante

Occupations	August/August		Jan. - Aug.		Year - Jaar		Beroepe
	1991	1990	1991	1990	1990	1990	
GRAND TOTAL	284	451	3 031	3 241	4 722		GROOTTOTAAL
TOTAL - ECONOMICALLY ACTIVE	138	240	1 430	1 690	2 377		TOTAAL - EKONOMIES BEDRYWIG
Professional, semi-professional and technical occupations - Total	56	100	579	701	975		Professionele, semi-professionele en tegniese beroepe - Totaal
Engineers and related technologists	14	16	166	156	233		Ingenieurs- en verwante tegnoloe Bedryf/produksie
Industrial/Production	6		Chemies
Chemical	9		Elektries en verwant
Electrical and related	2	4	22	34	46		Landbou
Agricultural	..	2	4		Meganies/Werktuigkundig
Mechanical	9		Metallurgies
Metallurgical		Mynbou
Mining	1	1	18		Siviel en verwant
Civil and related	3	..	30	24	38		Ingenieurs n.e.g.
Engineers n.e.c.	8	9	84	73	113		Mediese praktisyn
Medical practitioner	..	2	13	16	21		Mediese spesialis
Medical specialist	7		Tandheelkundige beroepe
Dental professions	1	..	3	..	1		Onderwys- en verwante beroepe
Education and related occupations	9	21	93	118	164		Rekenmeester- en verwante rekeningkundige beroepe
Accountant and related accounting occupations	3	3	48	41	64		Ander
Other	29	58	255	365	485		Bestuurs-, uitvoerende en administratiewe beroepe
Managerial, executive and administrative occupations	31	25	155	166	222		Klerklike en verkoopsberoepe
Clerical and sales occupations	30	48	377	381	535		Vervoer-, aflevering- en kommunikasieberoepe
Transport, delivery and communications occupations	4	13	17		Diensberoepe
Service occupations	5	2	34	39	58		Boerdery- en verwante beroepe
Farming and related occupations	..	2	5	5	10		Ambagsman-, vakleerling- en verwante beroepe
Artisans, apprentice and related occupations	14	43	206	246	359		Produksievoorman en -toesighouer, myn- en steengroefwerker, operateur, produksie- en verwante werker
Production foreman and supervisor, miner and quarry worker, operator, production and related worker	1	13	36	66	80		Beroep ongespesifiseerd en n.e.g.
Occupation unspecified and n.e.c.	1	7	34	73	121		TOTAAL - NIE-EKONOMIES BEDRYWIG
TOTAL - NOT ECONOMICALLY ACTIVE	146	211	1 601	1 551	2 345		Tuisteskepper
House-keeping	77	109	715	745	1 058		Kind - nie-skoolier
Child - not scholar	7	10	267	125	318		Skoolier/Student
Scholar/Student	36	64	390	462	659		Arbeidsongeskikte
Labour disabled	3	3		Pensionaris
Pensioner	26	28	229	216	306		Nie-ekonomies bedrywig n.e.g.
Not economically active n.e.c.	1		

2. MIGRATION
 2.3 Immigrants by country of previous permanent residence and emigrants by country of destination and citizenship
 2.3 Immigrants volgens land van vorige permanente verblyf en emigrante volgens land van bestemming en burgerskap

Country	Migration - Migrasie				Emigrants Emigrante				Land	
	Immigrants Immigrante		Destination Bestemming		Citizenship Burgerskap		Citizenship Burgerskap			
	Aug. 1991	Aug. 1991	Aug. 1991	Aug. 1991	Aug. 1991	Aug. 1991	Jan. 1990	Aug. 1991		
GRAND TOTAL	976	8 767	284	3 241	3 031	284	3 241	3 031	3 031	GROOTTOTAAL
AFRIKA:										AFRIKA:
Botswana	146	1 446	14	211	132	126	1 596	1 369	0	Botswana
Kenya	2	23	0	9	8	0	1	0	0	Kenia
Lesotho	4	97	0	..	0	0	..	0	0	Lesotho
Malawi	12	97	0	10	3	0	2	0	0	Malawi
Mauritius	3	66	0	7	5	0	7	6	0	Mauritius
Mozambique	6	47	0	1	4	0	4	0	0	Mosambiek
RSA	0	..	0	..	0	121	1 509	1 311	0	RSA
Swaziland	4	79	0	3	1	0	1	0	0	Swaziland
Zambia	25	107	0	16	0	0	..	0	0	Zambie
Zimbabwe	59	638	14	160	92	5	71	48	0	Zimbabwe
Other	30	452	0	5	19	0	1	4	4	Ander
ASIA:										ASIE:
Hong Kong	356	2 708	10	54	43	4	15	16	0	Hong Kong
India	44	168	0	5	2	0	..	0	0	Indie
Israel	90	364	0	..	0	0	..	0	0	Israel
Japan	34	432	6	46	30	0	14	8	0	Japan
Korea	0	4	0	1	0	0	..	0	0	Korea
Republic of China	8	34	0	..	0	0	..	0	0	Republiek van Sjina
Other	148	771	0	..	2	0	..	2	2	Ander
	32	192	4	1	9	4	1	6	6	
AMERICAS:										AMERIKAS:
Argentina	29	517	33	452	430	3	41	54	0	Argentinië
Brazil	2	91	0	..	0	0	..	0	0	Brazilië
Canada	0	51	0	..	0	0	..	1	0	Kanada
Chili	5	69	15	278	198	3	18	19	0	Chili
Columbia	2	43	0	..	7	0	..	3	0	Kolumbia
Mexico	0	3	0	..	0	0	..	0	0	Mexiko
Paraguay	0	1	0	..	0	0	..	0	0	Paraguay
Peru	0	6	0	..	0	0	..	0	0	Peru
Uruguay	0	14	0	..	2	0	..	0	0	Uruguay
Venezuela	0	13	0	..	0	0	..	0	0	Venezuela
USA	4	2	0	..	1	0	..	0	0	VSA
Other	16	50	18	174	222	0	23	31	0	Ander
	0	204	0	0	0	0	0	0	0	
	0	10	0	0	0	0	0	0	0	

2. MIGRATION
2.3 Immigrants by country of previous permanent residence and emigrants by country of destination and citizenship

2. MIGRASIE

2.3 Immigrante volgens land van vorige permanente verblyf en emigrante volgens land van bestemming en burgerskap

Country	Immigrants Immigrante				Emigrants Emigrante				Land	
	1990		1991		1990		1991			
	Jan.	Aug.	Jan.	Aug.	Jan.	Aug.	Jan.	Aug.		
EUROPE:	425	4 958	3 963	181	1 631	1 717	145	1 545	1 534	EUROPA:
Austria	15	74	76	8	14	24	7	13	20	Oostenryk
Belgium	10	94	71	4	25	39	5	20	34	Belgie
Denmark	0	17	8	0	..	5	0	1	4	Denemarke
Finland	0	3	3	0	..	1	0	..	1	Finland
France	7	98	80	13	21	31	3	14	12	Frankryk
Germany	53	488	439	10	124	93	7	102	69	Duitsland
Greece	4	92	57	0	4	3	0	4	2	Griekeland
Ireland	7	74	71	1	28	14	0	40	22	Ierland
Italy	4	86	60	0	17	27	0	21	34	Italie
Luxembourg	0	5	2	0	1	4	0	..	1	Luxemburg
Netherlands	10	97	92	2	72	79	3	73	66	Nederland
Norway	..	4	4	2	..	2	0	3	0	Noorwee
Portugal	53	924	547	2	29	29	4	25	30	Portuga
Spain	1	27	21	2	4	12	0	1	8	Spanje
Sweden	1	8	11	0	..	3	0	..	1	Swede
Switzerland	5	52	64	2	32	21	1	22	15	Switserland
UK	169	2 287	1 677	135	1 241	1 311	115	1 193	1 196	VK
Other	86	528	680	0	16	19	0	12	19	Ander
OCEANIA:	20	112	133	46	893	709	6	44	58	OSEANIE:
Australia	15	87	80	40	842	671	5	40	42	Australië
New Zealand	5	25	52	6	51	38	1	4	16	Nieu-Seeland
Other	0	0	1	0	0	0	0	0	0	Ander
UNSPECIFIED	0	..	0	0	..	0	0	..	0	ONGESPESIFISEERD