




PRETORIA

Republic of South Africa
Republiek van Suid-Afrika

PRETORIA

13 NOVEMBER 1985

P.7



TOURISM AND MIGRATION: AUGUST 1985

The number of visitors from other countries who arrived in South Africa totalled 59 800. Of this total 47 092 persons came to South Africa on holiday including a number in transit; 11 974 for business reasons and 734 for study purposes. During the same month the number of South Africans who departed for visits to other countries totalled 40 612. Of these 30 357 went on holiday; 9 572 went on business and 683 left for study purposes.

The number of immigrants, i.e. persons intending to settle in South Africa, totalled 1 118. It should be noted that the figure of 1 118 includes 597 persons who arrived as visitors at one time or another, and since became approved immigrants. The number of emigrants, i.e. persons who left South Africa to settle in other countries, totalled 1 450. The net result of immigration and emigration was a loss for South Africa of 332 persons.

In table 3 it will be observed that some visitors from overseas arrived by car or bus (road). These are persons who after initial arrival in South Africa from overseas, visited the neighbouring states and returned to South Africa by road.

Tourism between South Africa and Botswana, Lesotho and Swaziland (B.L.S.-countries) as shown in tables 3 and 4, does not include tourists with R.S.A. or B.L.S. citizenship.

TOERISME EN MIGRASIE: AUGUSTUS 1985

Die getal besoekers uit ander lande wat in Suid-Afrika aangekom het, beloop 59 800. Van hierdie totaal het 47 092 persone na Suid-Afrika met vakansie gekom, insluitende 'n getal wat deurreisend was; 11 974 het gekom vir besigheidsdoeleindes en 734 vir studiedoel-eindes. Gedurende dieselfde maand het die getal Suid-Afrikanners wat vertrek het om ander lande te besoek, 40 612 beloop. Hiervan het 30 357 met vakansie gegaan, 9 572 het gegaan vir besigheidsdoeleindes en 683 het vir studiedoel-eindes vertrek.

Die getal immigrante, d.w.s. persone wat van voornemens is om hulle in Suid-Afrika te vestig, het 1 118 beloop. Dit sal opgemerk word dat die syfer van 1 118 persone, 597 persone insluit wat op een of ander tyd as besoekers aangekom het en wat sedertdien goedgekeurde immigrante geword het. Die getal emigrante, d.w.s. persone wat Suid-Afrika verlaat het om hulle in ander lande te vestig, het 1 450 beloop. Die nettoresultaat van immigrasie en emigrasie was 'n verlies vir Suid-Afrika van 332 persone.

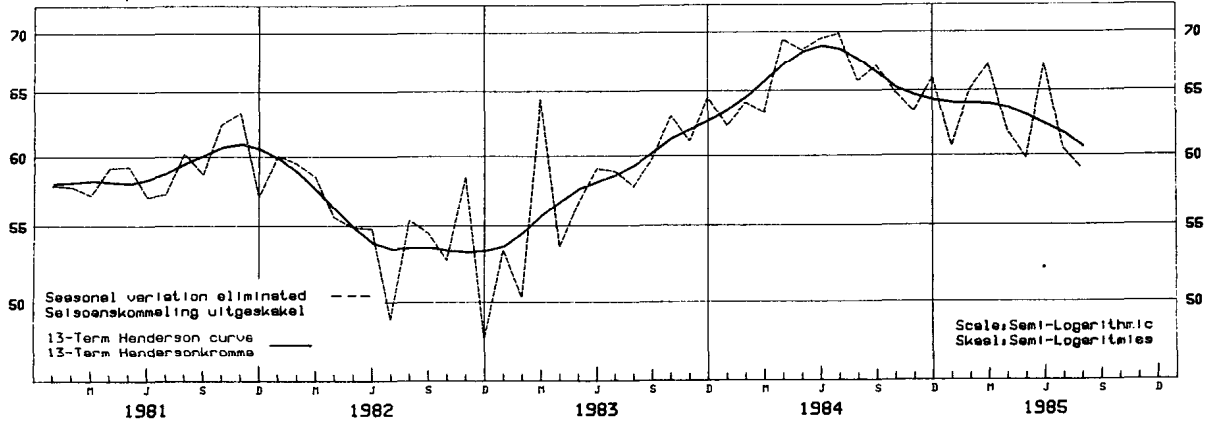
In tabel 3 sal opgemerk word dat sekere besoekers van oorsee per motor of bus (pad) aangekom het. Sodanige persone is besoekers wat na hul aanvanklike aankoms in Suid-Afrika van oorsee, die buurstate besoek het en toe per pad terugkeer het na Suid-Afrika.

Toerisme tussen Suid-Afrika en Botswana, Lesotho en Swaziland (B.L.S.-lande) in tabelle 3 en 4 getoon, sluit nie toeriste met P.S.A.-of B.L.S.-burgerskap in nie.

M. Kekemot
.....
HOOF: SENTRALE STATISTIEKDIENS
CHIEF: CENTRAL STATISTICAL SERVICES

FOREIGN VISITORS : ARRIVALS
THOUSAND

UREEMDE BESOEKERS : AANKOMS
DUZEND



IMMIGRANTS AND EMIGRANTS
THOUSAND

IMMIGRANTE EN EMIGRANTE
DUZEND

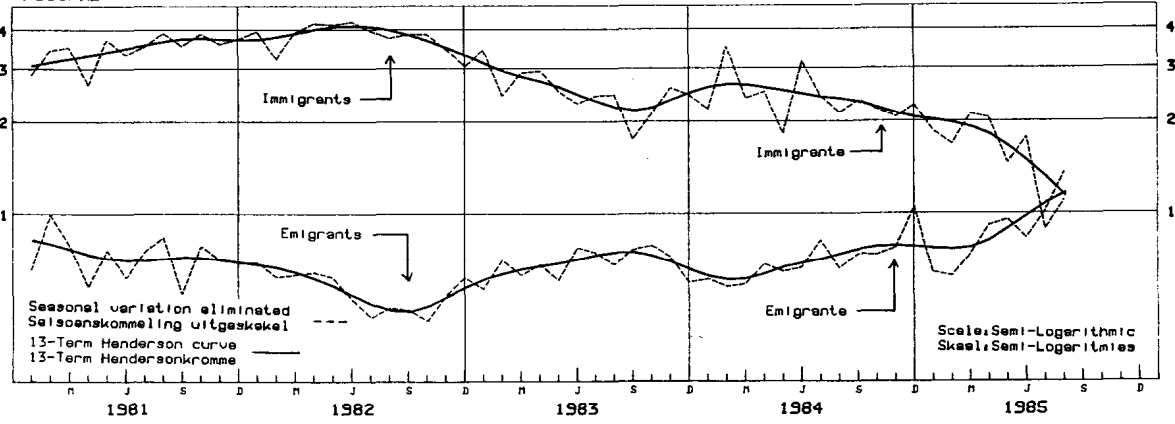


TABLE 1.1 - TOURISM

FOREIGN VISITORS AND SOUTH AFRICAN RESIDENTS

| Purpose of visit | August/Augustus | | Jan. - August/Augustus | | Year/Jaar | | Doel van besoek |
|------------------------------|-----------------|---------|------------------------|---------|-----------|------|---|
| | 1985 | 1984 | 1985 | 1984 | 1984 | 1984 | |
| 1. ARRIVALS: GRAND TOTAL | 103 136 | 130 680 | 807 633 | 879 658 | 1 335 520 | | 1. AANKOMS: GROOTTOTAAL |
| 1.1 Foreign visitors - Total | 59 800 | 66 862 | 476 928 | 507 077 | 792 387 | | 1.1 Vreemde besoekers - Totaal |
| Actual data | 59 000 | 65 800 | ** | ** | ** | | Werklike gegewens |
| Seasonal adjusted data | | | | | | | Seisoensaangepaste gegewens |
| Business | 11 974 | 15 106 | 111 053 | 127 445 | 186 904 | | Besigheid |
| Holiday, including | | | | | | | Vakansie, insluitende |
| persons in transit | 47 092 | 49 703 | 349 640 | 361 697 | 583 524 | | deurgaande reisigers |
| Study | 734 | 2 053 | 16 235 | 17 935 | 21 959 | | Studie |
| 1.2 South African residents | | | | | | | 1.2 Terugkerende Suid-Afrikaanse inwoners |
| returning | 43 336 | 63 818 | 330 705 | 372 581 | 543 133 | | |
| 2. DEPARTURES: GRAND TOTAL | 100 695 | 109 519 | 838 142 | 888 717 | 1 327 824 | | 2. VERTREK: GROOTTOTAAL |
| 2.1 Foreign visitors | 60 083 | 61 473 | 511 330 | 522 634 | 773 908 | | 2.1 Vreemde besoekers |
| 2.2 South African residents | | | | | | | 2.2 Suid-Afrikaanse inwoners |
| departing temporarily - | | | | | | | wat tydelik vertrek - |
| Total | 40 612 | 48 046 | 326 812 | 366 083 | 553 916 | | Totaal |
| Business | 9 572 | 10 560 | 79 366 | 81 539 | 120 281 | | Besigheid |
| Holiday | 30 357 | 36 632 | 243 266 | 280 370 | 427 789 | | Vakansie |
| Study | 683 | 854 | 4 180 | 4 174 | 5 846 | | Studie |

** Not applicable / Nie van toepassing nie.

TABLE 1.2 - TOURISM

FOREIGN VISITORS AND SOUTH AFRICAN RESIDENTS

MODE OF TRAVEL

| Arrivals and Departures | Mode of travel - Wyse van reis | | | | | | Aankoms en Vertrek | |
|-----------------------------|--------------------------------|---------|-------|------------|--------|--------------------|------------------------------|------|
| | Total Totaal | Sea-See | | Rail-Spoor | | Road-Pad Air-Lug | | |
| | | August | 1985 | Augustus | 1985 | Augustus | | 1985 |
| 1. ARRIVALS: | 103 136 | 958 | 3 388 | 32 843 | 65 947 | | 1. AANKOMS: | |
| 1.1 Foreign visitors | 59 800 | 624 | 3 144 | 25 612 | 30 420 | | 1.1 Vreemde besoekers | |
| 1.2 South African residents | 43 336 | 334 | 244 | 7 231 | 35 527 | | 1.2 Suid-Afrikaanse inwoners | |
| 2. DEPARTURES: | 100 695 | 900 | 3 279 | 31 733 | 64 783 | | 2. VERTREK: | |
| 2.1 Foreign visitors | 60 083 | 561 | 2 947 | 23 925 | 32 650 | | 2.1 Vreemde besoekers | |
| 2.2 South African residents | 40 612 | 339 | 332 | 7 808 | 32 133 | | 2.2 Suid-Afrikaanse inwoners | |

TABLE 2.1 - MIGRATION

| Immigrants and emigrants | August / Augustus | | Jan. - August/Augustus | | Year/Jaar | |
|---|-------------------|---------|------------------------|---------|-----------|--|
| | 1985 | 1984 | 1985 | 1984 | 1984 | 1984 |
| 1. IMMIGRANTS: GRAND TOTAL | | | | | | |
| Actual data | 1 118 | 2 171 | 13 271 | 20 364 | 28 793 | |
| Seasonal adjusted data | 1 104 | 2 137 | .. | .. | .. | |
| 1.1 Persons who arrived as approved immigrants | 521 | 1 218 | 5 588 | 9 403 | 14 059 | 1.1 IMMIGRANTE: GROOTTOTAAL Werklke gegewens Seisoensaangepaste gegewens |
| 1.2 Persons who after arrival as visitors were approved as immigrants | 597 | 953 | 7 683 | 10 961 | 14 734 | 1.1 Persone wat as goedgekeurde immigrante aangekom het |
| 2. EMIGRANTS | | | | | | |
| Actual data | 1 450 | 711 | 7 649 | 5 636 | 8 550 | 1.2 Persone wat na aankoms as besoekers goedgekeur is as immigrante |
| Seasonal adjusted data | 1 360 | 661 | .. | .. | .. | 2. EMIGRANTE Werklke gegewens Seisoensaangepaste gegewens |
| 3. NET GAIN/LOSS | - | + 1 460 | +5 622 | +14 728 | + 20 243 | 3. NETTO AANWINS/VERLIES |

.. Not applicable / Nie van toepassing nie.

TABLE 2.2 - MIGRATION
MODE OF TRAVEL

| Immigrants and emigrants | Mode of travel - Wyse van reis | | Immigrante en emigrante |
|---|--------------------------------|---------------------------------|--|
| | Sea-See | Rail-Spoor Road-Pad Air-Lug | |
| Total Totaal | | | |
| | | August - 1985 - Augustus | |
| 1. Immigrants <u>1</u> | 521 | 6 | 1. Immigrante <u>1</u> |
| 2. Emigrants | 1 450 | 3 | 2. Emigrante |
| <u>1</u> Persons who arrived as approved immigrants | | | <u>1</u> Persone wat as goedgekeurde immigrante aangekom het |

TABLE 2.3 - MIGRATION
IMMIGRANTS: OCCUPATIONAL GROUPS

TABLE 2.3 - MIGRASIE
IMMIGRANTE: BEROEPSGROEPE

| Occupational groups | August / Augustus | | Jan. - August/Augustus | | Year/Jaar | | Beroepsgroep |
|--|-------------------|-------|------------------------|--------|-----------|------|---|
| | 1985 | 1984 | 1985 | 1984 | 1984 | 1984 | |
| GRAND TOTAL | 1 118 | 2 171 | 13 271 | 20 364 | 28 793 | | GROOTTOTAAL |
| Professional, Technical and Related Workers | 137 | 314 | 1 702 | 2 897 | 3 920 | | Professionele, Tegnieuse en Verwante Werkers |
| Engineers | 33 | 67 | 369 | 669 | 952 | | Ingenieurs |
| Chemical engineers and related technologists | 1 | 1 | 11 | 14 | 29 | | Chemiese ingenieurs en verwante tegnoloe |
| Civil engineers | 4 | 15 | 54 | 140 | 184 | | Siviele ingenieurs |
| Electrical and Electronics engineers | - | 7 | 26 | 68 | 93 | | Elektriese en Elektroniese ingenieurs |
| Mechanical engineers | 3 | 6 | 47 | 61 | 84 | | Meganiese ingenieurs |
| Metallurgists (excluding metallurgic engineers) | 5 | 5 | 24 | 43 | 59 | | Metallurge (uitgesonderd metallurgiese ingenieurs) |
| Engineers not elsewhere classified and related technologists | 1 | 3 | 22 | 26 | 43 | | Myningenieurs |
| Medical doctors and Dentists | 19 | 30 | 185 | 317 | 460 | | Ingenieurs nie elders geklassifiseer en verwante tegnoloe |
| Accountants | 5 | 23 | 107 | 162 | 219 | | Geneesherre en Tandartse |
| Educationalists | 7 | 13 | 95 | 177 | 244 | | Rekemeesters |
| Other | 14 | 28 | 151 | 257 | 341 | | Opvoedkundiges |
| Administrative and Managerial Workers | 78 | 183 | 980 | 1 632 | 2 164 | | Ander |
| Clerical and Related Workers | 32 | 82 | 553 | 852 | 1 195 | | Administratiewe en Bestuurswerkers |
| Sales Workers | 64 | 133 | 959 | 1 570 | 2 163 | | Klerklike en Verwante Werkers |
| Service Workers | 32 | 67 | 426 | 619 | 883 | | Verkoopswerkers |
| Agricultural, Animal Husbandry and Forestry Workers, Fishermen and Hunters | 20 | 39 | 276 | 476 | 662 | | Dienswerkers |
| Production and Related Workers | 2 | 16 | 70 | 144 | 203 | | Landbou-, Veeteelt- en Bcsbouwerkers, Vissers en Jagters |
| Workers not classifiable by occupation | 157 | 297 | 1 688 | 2 550 | 3 648 | | Produksie en Verwante Werkers |
| Persons not economically active | 25 | 43 | 355 | 465 | 777 | | Werkers nie klassifiseerbaar volgens beroep |
| House Keeping | 649 | 1 180 | 7 242 | 10 791 | 15 342 | | Persone nie ekonomies beurywig nie |
| Child: not scholar or student | 258 | 446 | 2 888 | 4 243 | 6 030 | | Huishou |
| Scholar/student | 151 | 252 | 1 453 | 2 006 | 2 957 | | Kind: nie skoolier of stuocnt |
| Other | 196 | 360 | 2 146 | 3 379 | 4 656 | | Skoolier/student |
| | 44 | 122 | 755 | 1 163 | 1 659 | | Ander |

TABLE 2.4 - MIGRATION
EMIGRANTS: OCCUPATIONAL GROUPS

TABLE 2.4 - MIGRASIE
EMIGRANTE: BEROEPSGROEPE

| Occupational groups | August / Augustus | | Jan. - August/Augustus | | Year/Jaar | | Beroepsgroep |
|--|-------------------|------|------------------------|-------|-----------|------|---|
| | 1985 | 1984 | 1985 | 1984 | 1984 | 1984 | |
| GRAND TOTAL | 1 450 | 711 | 7 649 | 5 636 | 8 550 | | GROOTTOTAAL |
| Professional, Technical and Related Workers | 210 | 82 | 1 080 | 794 | 1 169 | | Professionele, Techniese en Verwante Werkers |
| Engineers | 53 | 27 | 311 | 212 | 305 | | Ingenieurs |
| Chemical engineers and related technologists | 3 | 1 | 9 | 9 | 12 | | Chemiese ingenieurs en verwante tegnoloe |
| Civil engineers | 9 | 3 | 47 | 30 | 44 | | Siviele ingenieurs |
| Electrical and Electronics engineers | 5 | 4 | 28 | 22 | 31 | | Elektriese en Elektroniese ingenieurs |
| Mechanical engineers | 2 | 3 | 12 | 18 | 25 | | Meganiese ingenieurs |
| Metallurgists (excluding metal-ferrous engineers) | 2 | - | 10 | 7 | 15 | | Metallurgie (uitgesonderd meta-lyngiese ingenieurs) |
| Mining engineers | - | 1 | 4 | 3 | 3 | | Myningenieurs |
| Engineers not elsewhere classified and related technologists | 32 | 15 | 201 | 123 | 175 | | Ingenieurs nie elders geklassifiseer en verwante tegnoloe |
| Medical doctors and Dentists | 10 | 3 | 45 | 38 | 56 | | Geneesherre en Tandartse |
| Accountants | 22 | 4 | 85 | 63 | 100 | | Rekenmeesters |
| Educationalists | 18 | 12 | 89 | 95 | 146 | | Opvoedkundiges |
| Other | 107 | 36 | 550 | 386 | 562 | | Ander |
| Administrative and Managerial Workers | 69 | 27 | 308 | 182 | 269 | | Administratiewe en Bestuurs-werkers |
| Clerical and Related Workers | 95 | 46 | 511 | 358 | 562 | | Klerklike en Verwante Werkers |
| Sales Workers | 44 | 25 | 246 | 171 | 269 | | Verkoopswerkers |
| Service Workers | 20 | 11 | 86 | 70 | 100 | | Dienswerkers |
| Agricultural, Animal Husbandry and Forestry Workers, Fishermen and Hunters | 8 | 3 | 34 | 17 | 24 | | Landbou-, Veeteelt- en Bosbouwerkers, Visserse en Jagters |
| Production and Related Workers | 113 | 52 | 721 | 478 | 747 | | Produksie en Verwante Werkers |
| Workers not classifiable by occupation | 26 | 38 | 341 | 193 | 321 | | Werkers nie klassifiseerbaar volgens beroep |
| Persons not economically active | 863 | 427 | 4 322 | 3 373 | 5 089 | | Persone nie ekonomies beerywig nie |
| House keeping | 268 | 143 | 1 432 | 1 169 | 1 738 | | Huishou |
| Child: not scholar or student | 219 | 81 | 991 | 658 | 985 | | Kind: nie skoolier of student |
| Scholar/student | 316 | 155 | 1 529 | 1 166 | 1 821 | | Skoolier/student |
| Other | 50 | 48 | 370 | 381 | 535 | | Ander |

TABEL 3 - TOURISME EN MIGRASIE
FOREIGN VISITORS: ARRIVALS BY COUNTRY OF RESIDENCE
IMMIGRANTS: COUNTRY OF PREVIOUS PERMANENT RESIDENCE
EMIGRANTS: COUNTRY OF DESTINATION AND CITIZENSHIP

TABEL 3 - TOERISME EN MIGRASIE
VREEMDE BESOEKERS: AANKOMS VOLGENS LAND VAN VERBLYF
IMMIGRANTE: LAND VAN VORIGE PERMANENTE VERBLYF
EMIGRANTE: LAND VAN BESTEMMING EN BURGERSKAP

| Country | Foreign visitors - Vreemde besoekers | | | | | | | | | | Migration - Migrasie | | Land |
|--------------------|--------------------------------------|--------|--------------------------------|--------------|------------|-----------|-------------------------|-----------------|-----------------------|-------|--------------------------|--------------------------|------|
| | August / Augustus | | Mode of travel - Wyse van reis | | | | Immigrants / Immigrante | | Emigrants / Emigrante | | Destination / Bestemming | Citizenship / Burgerskap | |
| | 1984 | 1985 | Sea / See | Rail / Spoor | Road / Pad | Air / Lug | 1985 - Augustus | 1985 - Augustus | | | | | |
| GRAND TOTAL | 66 862 | 59 800 | 624 | 3 144 | 25 612 | 30 420 | 1 118 | 1 450 | 1 450 | 1 450 | 1 450 | GROOTTOTALE | |
| AFRIKA: | 33 450 | 30 407 | 21 | 3 033 | 18 794 | 8 559 | 336 | 1 115 | 1 115 | 1 115 | 1 115 | AFRIKA: | |
| Angola | | | | | | | | | | | | Angola | |
| Botswana | 3 680 | 3 355 | 1 | 30 | 2 082 | 1 242 | 7 | | | | | Botswana | |
| Kenya | 85 | 95 | | 3 | 17 | 75 | 4 | | | | | Kenia | |
| Lesotho | 1 763 | 1 520 | | 1 | 1 291 | 228 | | | | | | Lesotho | |
| Malawi | 774 | 996 | | 32 | 356 | 608 | 6 | | | | | Malawi | |
| Mauritius | 190 | 243 | 4 | | 33 | 206 | 3 | | | | | Mauritius | |
| Mozambique | 422 | 712 | | 117 | 150 | 445 | 15 | | | | | Mosambiek | |
| R.S.A. | | | | | | | | | | | | R.S.A. | |
| Swaziland | 3 817 | 3 264 | | 2 | 2 933 | 329 | 7 | | | | | Swaziland | |
| Zambia | 857 | 762 | | 10 | 220 | 532 | 14 | | | | | Zambie | |
| Zimbabwe | 20 966 | 18 664 | 1 | 2 834 | 11 616 | 4 213 | 268 | | | | | Zimbabwe | |
| Other | 896 | 796 | 15 | 4 | 96 | 681 | 9 | | | | | Ander | |
| ASIA: | 3 547 | 3 309 | 207 | 2 | 770 | 2 330 | 53 | | | | | ASIE: | |
| India | 1 173 | 170 | 2 | | 121 | 47 | 1 | | | | | Indie | |
| Israel | 1 128 | 937 | 1 | | 108 | 828 | 41 | | | | | Israel | |
| Japan | 1 082 | 881 | 136 | 1 | 27 | 717 | | | | | | Japan | |
| Republic of China | 453 | 740 | 24 | | 372 | 344 | | | | | | Republiek van Sjina | |
| Other | 711 | 581 | 44 | 1 | 142 | 394 | 11 | | | | | Ander | |
| AMERICAS: | 7 506 | 6 417 | 4 | 15 | 1 441 | 4 957 | 31 | | | | | AMERIKAS: | |
| Argentina | 84 | 67 | | | 6 | 61 | 3 | | | | | Argentinië | |
| Brazil | 286 | 119 | 1 | | 9 | 109 | 4 | | | | | Brasilië | |
| Canada | 810 | 860 | 1 | 3 | 295 | 561 | 11 | | | | | Kanada | |
| Uruguay | 8 | 10 | | | 1 | 9 | | | | | | Uruguay | |
| U.S.A. | 6 182 | 5 211 | 2 | 12 | 1 116 | 4 061 | 13 | | | | | V.S.A. | |
| Other | 136 | 150 | | | 14 | 136 | | | | | | Ander | |

TABEL 3 - TOERISME EN MIGRASIE
TOURISM AND MIGRATION
ARRIVALS BY COUNTRY OF RESIDENCE
FOREIGN VISITORS: COUNTRY OF PREVIOUS PERMANENT RESIDENCE
IMMIGRANTS: COUNTRY OF DESTINATION AND CITIZENSHIP
EMIGRANTS: COUNTRY OF DESTINATION AND CITIZENSHIP

| Country | Foreign visitors - Vreemde besoekers | | | | | | | | | | Migration - Migrasie | | Land |
|--------------------|--------------------------------------|--------|--------------------------------|------|-------|--------|---------------|--------------------------|------------------------|--|---------------------------|---------------------------|------|
| | August / Augustus | | Mode of travel - Wyse van reis | | | | | Immigrants Immigrante | Emigrants Emigrante | | Destination Bestemming | Citizenship Burgerskap | |
| | 1984 | 1985 | Sea | Rail | Road | Air | August - 1985 | | Augustus | | | | |
| EUROPE: | 20 687 | 17 877 | 386 | 80 | 4 330 | 13 081 | 679 | 921 | 824 | | | EUROPA: | |
| Austria | 301 | 381 | - | 8 | 73 | 300 | 6 | 19 | 12 | | | Oostenryk | |
| Belgium | 693 | 594 | - | 1 | 180 | 413 | 7 | 22 | 22 | | | Belgie | |
| Denmark | 262 | 176 | 9 | 4 | 54 | 109 | 1 | 4 | 4 | | | Denemarke | |
| Finland | 76 | 53 | 2 | - | 15 | 36 | - | - | - | | | Finland | |
| France | 1 310 | 1 151 | 16 | 3 | 164 | 968 | 17 | 13 | 13 | | | Frankryk | |
| Greece | 348 | 261 | 63 | - | 7 | 191 | 8 | 3 | 4 | | | Griekeland | |
| Ireland | 447 | 426 | 1 | 2 | 272 | 151 | 12 | 6 | 18 | | | Ierland | |
| Italy | 1 142 | 1 031 | 9 | 9 | 124 | 889 | 21 | 10 | 7 | | | Italië | |
| Netherlands | 768 | 590 | 8 | 7 | 104 | 471 | 14 | 26 | 22 | | | Nederland | |
| Norway | 146 | 128 | 37 | - | 31 | 60 | - | 1 | 1 | | | Noorwee | |
| Portugal | 816 | 469 | 17 | 1 | 45 | 406 | 140 | 4 | 4 | | | Portugal | |
| Spain | 603 | 634 | 90 | 7 | 110 | 427 | - | 8 | 4 | | | Spanje | |
| Sweden | 296 | 183 | 6 | - | 46 | 131 | - | 1 | - | | | Swede | |
| Switzerland | 659 | 622 | 5 | 2 | 98 | 517 | 9 | 24 | 22 | | | Switserland | |
| U.K. | 8 620 | 7 439 | 82 | 28 | 2 169 | 5 160 | 369 | 733 | 649 | | | V.K. | |
| West Germany | 3 726 | 3 524 | 21 | 8 | 806 | 2 689 | 62 | 44 | 40 | | | Wes-Duitsland | |
| Other | 474 | 215 | 20 | - | 32 | 163 | 11 | 3 | 2 | | | Ander | |
| OCEANIA: | 1 672 | 1 790 | 6 | 14 | 277 | 1 493 | 17 | 231 | 16 | | | OSEANIE: | |
| Australia | 1 340 | 1 118 | 4 | 12 | 181 | 921 | 19 | 229 | 12 | | | Australië | |
| New Zealand | 332 | 672 | 2 | 2 | 96 | 572 | 1 | 2 | 4 | | | Nieu-Seeland | |
| Other | - | - | - | - | - | - | 1 | - | - | | | Ander | |
| UNSPECIFIED | - | - | - | - | - | - | 1 | - | - | | | ONGESPESIFISEERD | |

1/ It will be observed that some visitors from overseas arrived by car or bus (road). These are persons who after initial arrival in South Africa from overseas, visited the neighbouring states and returned to South Africa by road.

1/ Dit sal opgemerk word dat sommige besoekers van oorsee per motor of bus (pad) aangekom het. Sodanige persone is besoekers wat na hul aanvanklike aankoms in Suid-Afrika van oorsee, die buurstate besoek het en toe per pad teruggekeer het na Suid-Afrika.

**TABEL 4 - TOERISME
SUID-AFRIKAANSE INWONERS
VERTREK VOLGENS LAND VAN BESTEMMING**

**TABEL 4 - TOURISM
SOUTH AFRICAN RESIDENTS
DEPARTURES BY COUNTRY OF DESTINATION**

| Country | August / Augustus | | Mode of travel - Wyse van reis | | | | | | Land | |
|--------------------|-------------------|--------|--------------------------------|-------|-------|--------|-----|-----|---------------------|--|
| | 1984 | 1985 | Sea See | Rail | | Road | | Air | | |
| | | | | Spoor | Pad | Pad | Lug | | | |
| GRAND TOTAL | 48 046 | 40 612 | 339 | 332 | 7 808 | 32 133 | | | GROOTTOTAAL | |
| AFRIKA: | | | | | | | | | AFRIKA: | |
| Botswana | 16 178 | 16 136 | 38 | 331 | 7 784 | 7 983 | | | Botswana | |
| Kenya | 2 860 | 2 856 | - | 57 | 1 447 | 1 352 | | | Kenia | |
| Lesotho | 321 | 117 | - | - | - | 117 | | | Lesotho | |
| Malawi | 830 | 822 | - | - | 670 | 152 | | | Malawi | |
| Mauritius | 359 | 387 | - | - | 4 | 383 | | | Mauritius | |
| Mozambique | 1 829 | 1 767 | 10 | - | - | 1 757 | | | Mosambiek | |
| Seychelles | 620 | 517 | 5 | 15 | 110 | 387 | | | Seychelle | |
| Swaziland | 234 | 96 | - | - | 2 | 94 | | | Swaziland | |
| Zambia | 3 557 | 3 253 | - | - | 2 638 | 615 | | | Zambië | |
| Zimbabwe | 342 | 330 | - | 4 | 19 | 307 | | | Zimbabwe | |
| Other | 4 922 | 5 613 | - | 255 | 2 869 | 2 489 | | | Ander | |
| | 244 | 378 | 23 | - | 25 | 330 | | | | |
| ASIA: | | | | | | | | | ASIE: | |
| Hong Kong | 3 333 | 1 847 | 2 | - | 8 | 1 837 | | | Hong Kong | |
| India | 553 | 391 | - | - | 2 | 389 | | | Indië | |
| Israel | 204 | 77 | - | - | - | 77 | | | Israel | |
| Japan | 1 630 | 760 | - | - | 1 | 759 | | | Japan | |
| Republic of China | 123 | 98 | 2 | - | 2 | 94 | | | Republiek van Sjina | |
| Other | 251 | 150 | - | - | - | 150 | | | Ander | |
| | 572 | 371 | - | - | 3 | 368 | | | | |
| AMERICAS: | | | | | | | | | AMERIKAS: | |
| Argentina | 4 708 | 2 634 | 11 | - | - | 2 623 | | | Argentinië | |
| Brazil | 32 | 15 | - | - | - | 15 | | | Brasilië | |
| Canada | 535 | 364 | - | - | - | 364 | | | Kanada | |
| U.S.A. | 128 | 119 | - | - | - | 119 | | | V.S.A. | |
| Other | 3 989 | 2 101 | 11 | - | - | 2 090 | | | Ander | |
| | 24 | 15 | - | - | - | 15 | | | | |

TABLE 4 - TOURISH
SOUTH AFRICAN RESIDENTS
DEPARTURES BY COUNTRY OF DESTINATION

TABEL 4 - TOERISME
SUID-APRIKAANSE INWONERS
VERTREK VOLGENS LAND VAN BESTEMMING

| Country | August / Augustus | | Mode of travel - Wyse van reis | | | | | Land | |
|--------------------|-------------------|--------|--------------------------------|-------|-----|------|----------|------------------------|------------|
| | 1984 | 1985 | Sea See | Rail | | Road | | | Air Lug |
| | | | | Spoor | Pad | 1985 | Augustus | | |
| EUROPE: | 23 095 | 19 112 | 68 | - | - | 7 | 19 037 | EUROPA: | |
| Austria | 151 | 168 | - | - | - | - | 168 | Oostenryk | |
| Belgium | 450 | 295 | 6 | - | - | - | 289 | Belgie | |
| France | 1 044 | 539 | - | - | - | 1 | 538 | Frankryk | |
| Greece | 2 066 | 2 023 | - | - | - | 2 | 2 021 | Griekeland | |
| Italy | 733 | 911 | 9 | - | - | - | 902 | Italië | |
| Luxemburg | 564 | 600 | - | - | - | - | 600 | Luxemburg | |
| Netherlands | 1 002 | 889 | - | - | - | - | 889 | Nederland | |
| Portugal | 2 594 | 2 382 | - | - | - | - | 2 382 | Portugal | |
| Spain | 1 056 | 789 | - | - | - | - | 789 | Spanje | |
| Switzerland | 989 | 871 | - | - | - | - | 871 | Switserland | |
| U.K. | 9 742 | 7 388 | 51 | - | - | 1 | 7 336 | V.K. | |
| West Germany | 2 382 | 2 040 | 1 | - | - | - | 2 039 | Wes-Duitsland | |
| Other | 322 | 217 | 1 | - | - | 3 | 213 | Ander | |
| OCEANIA: | 389 | 623 | - | - | - | - | 623 | OSEANIE: | |
| Australia | 384 | 610 | - | - | - | - | 610 | Australië | |
| New Zealand | 5 | 13 | - | - | - | - | 13 | Nieu-Seeland | |
| Other | - | - | - | - | - | - | - | Ander | |
| UNSPECIFIED | 339 | 260 | 220 | 1 | 9 | 9 | 30 | ONGESPEPISIEERD | |