



Quarterly Employment Statistics, Q4:2022



stats sa

Department:
Statistics South Africa
REPUBLIC OF SOUTH AFRICA



QES Background

01

QES is an enterprise-based sample survey

02

QES collects information on employing businesses registered for VAT with annual turnover greater than R300 000

03

Samples are drawn from private non-agricultural businesses e.g. factories, offices, stores as well as national, provincial and local government entities

04

Sample size of approximately 20 000 was selected



stats sa

Department:
Statistics South Africa
REPUBLIC OF SOUTH AFRICA

QES Coverage



* Administrative data from DMRE



QES Variables

Estimates are published on a quarter lag (SDDS)

Number of employees

as at the **last month** of the
reference quarter



*Average monthly
earnings*

for **the middle month** of the
reference quarter

Gross earnings

for the **three months** of the
reference quarter

Results for Q4:2022



stats sa

Department:
Statistics South Africa
REPUBLIC OF SOUTH AFRICA



EMPLOYMENT RESULTS

Number of persons employed in Q4:2022 **9 968 000** up from **9 920 000** in Q3:2022



There was a quarterly increase of **48 000** jobs (or **0,5%**) in Q4:2022 compared with Q3:2022.

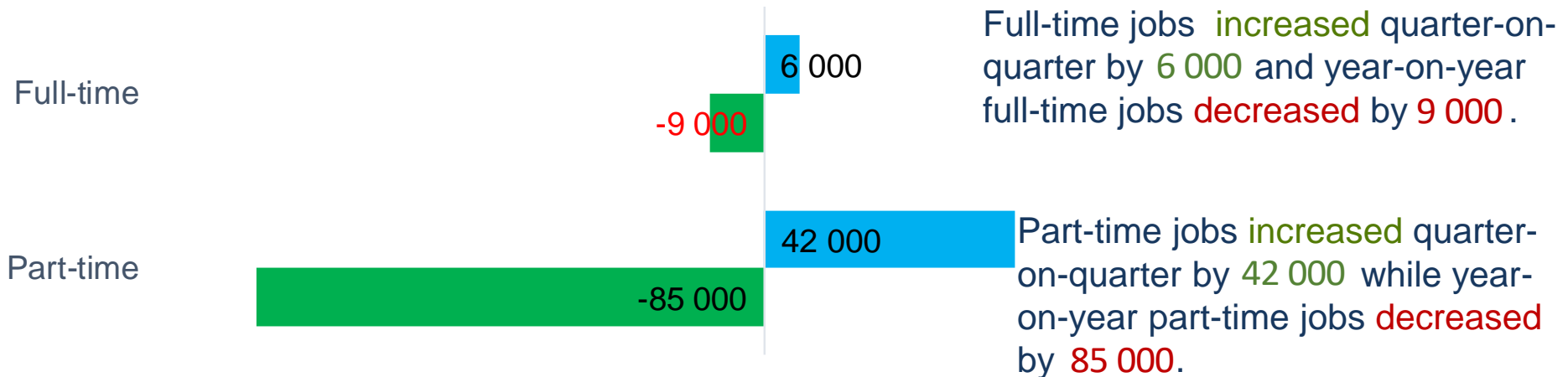


There was an annual **decrease** of **94 000** (or **-0,9%**) in fourth quarter of 2022 compared with the same quarter of 2021 (Q4:2021).

EMPLOYMENT RESULTS

	Q4:2022	Q3:2022
Number of persons employed Full-time:	8 871 000	8 865 000
Number of persons employed Part-time:	1 097 000	1 055 000

■ Quarter-on-quarter ■ Year-on-year



There was a quarterly net increase of 48 000 jobs in Q4:2022. Most of the job gains were reported in part-time employment with a net increase of 42 000 and full-time jobs increased by 6 000.

Quarter-on-quarter employment change

Quarter-on-quarter Industry	Number of employees		
	Full-time	Part-time	All employees
Trade	26 000	23 000	49 000
Business services	1 000	8 000	9 000
Mining*	2 000		2 000
Community services	-7 000	7 000	0
Transport	1 000	-1 000	0
Manufacturing	0	-1 000	-1 000
Electricity	-1 000	0	-1 000
Construction	-16 000	6 000	-10 000
Total	6 000	42 000	48 000

*Data for mining industry is not available separately for part-time

Year-on-year QES reported a net loss of **94 000** jobs in Q4:2022 compared with Q4:2021. Part-time and full time jobs decreased by **85 000** and **9 000** respectively.

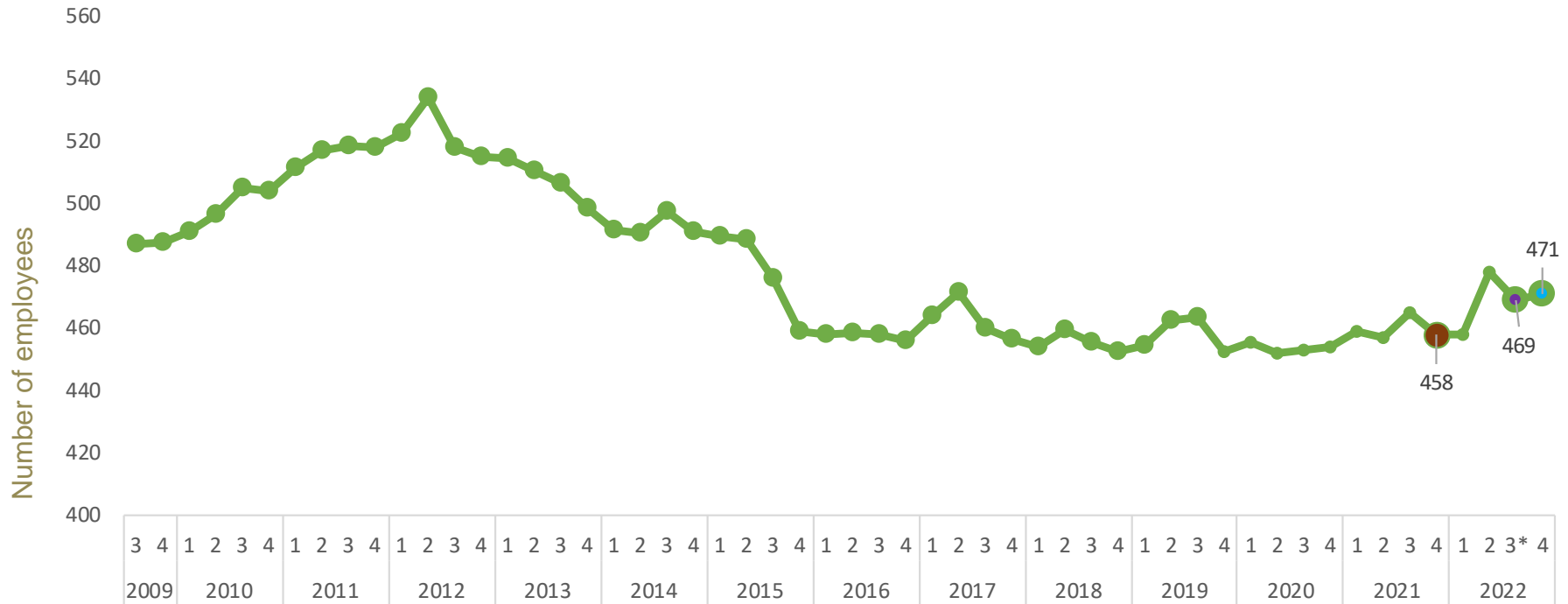
Year-on-year employment change

Year-on-year Industry	Number of employees		
	Full-time	Part-time	All employees
Community services	-19 000	-83 000	-102 000
Construction	-38 000	4 000	-34 000
Business services	14 000	-20 000	-6 000
Transport	-6 000	1 000	-5 000
Electricity	-2 000	1 000	-1 000
Manufacturing	-2 000	1 000	-1 000
Mining*	13 000		13 000
Trade	31 000	11 000	42 000
Total	-9 000	-85 000	-94 000

*Data for mining industry is not available separately for part-time

The mining industry reported net **increase** of **2 000** jobs in the fourth quarter of 2022.

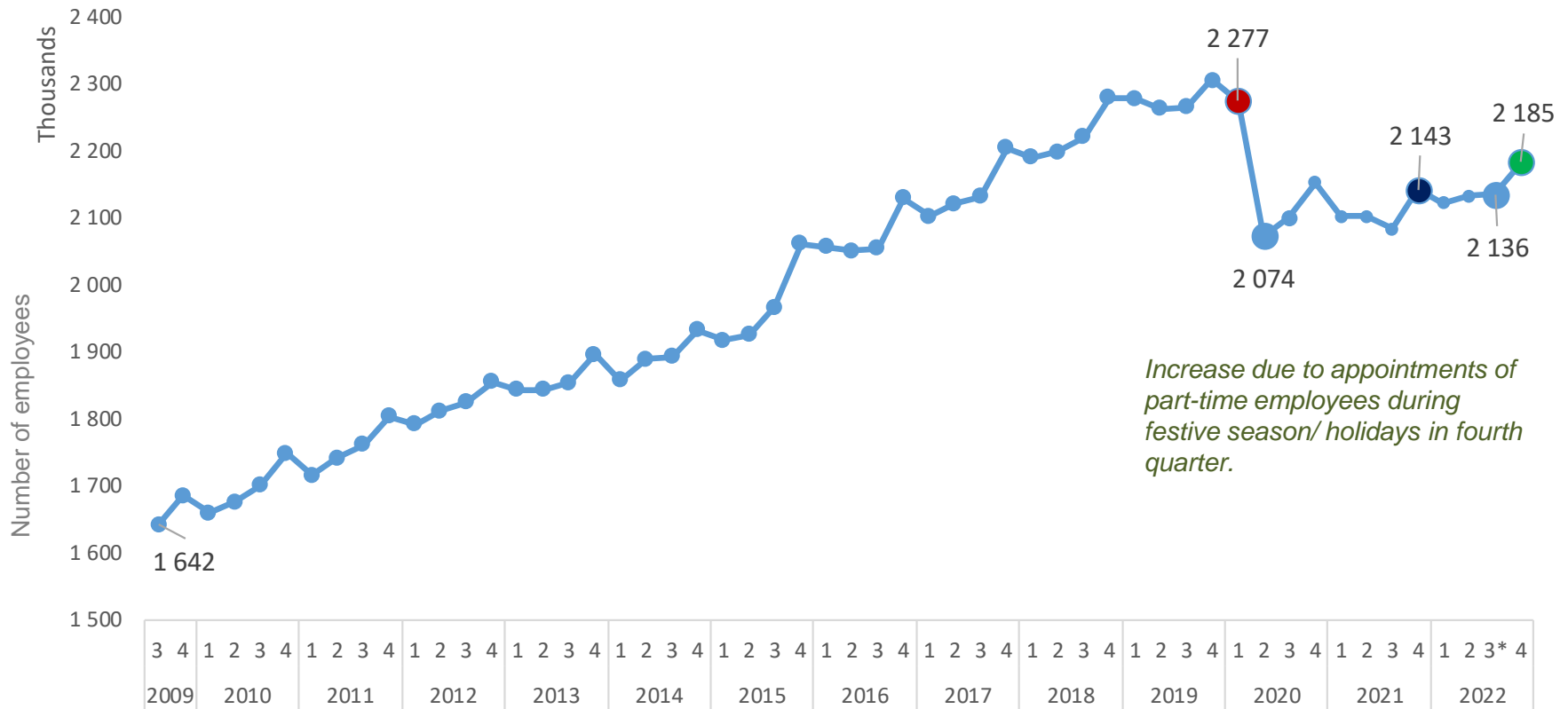
Year-on-year the industry increased by **13 000** when comparing Q4:2022 with Q4:2021.



* Revised estimates

The trade industry reported net gain of 49 000 jobs in the fourth quarter of 2022 compared to Q3:2022.

Year-on-year the industry added 42 000 jobs compared with same quarter of 2021.

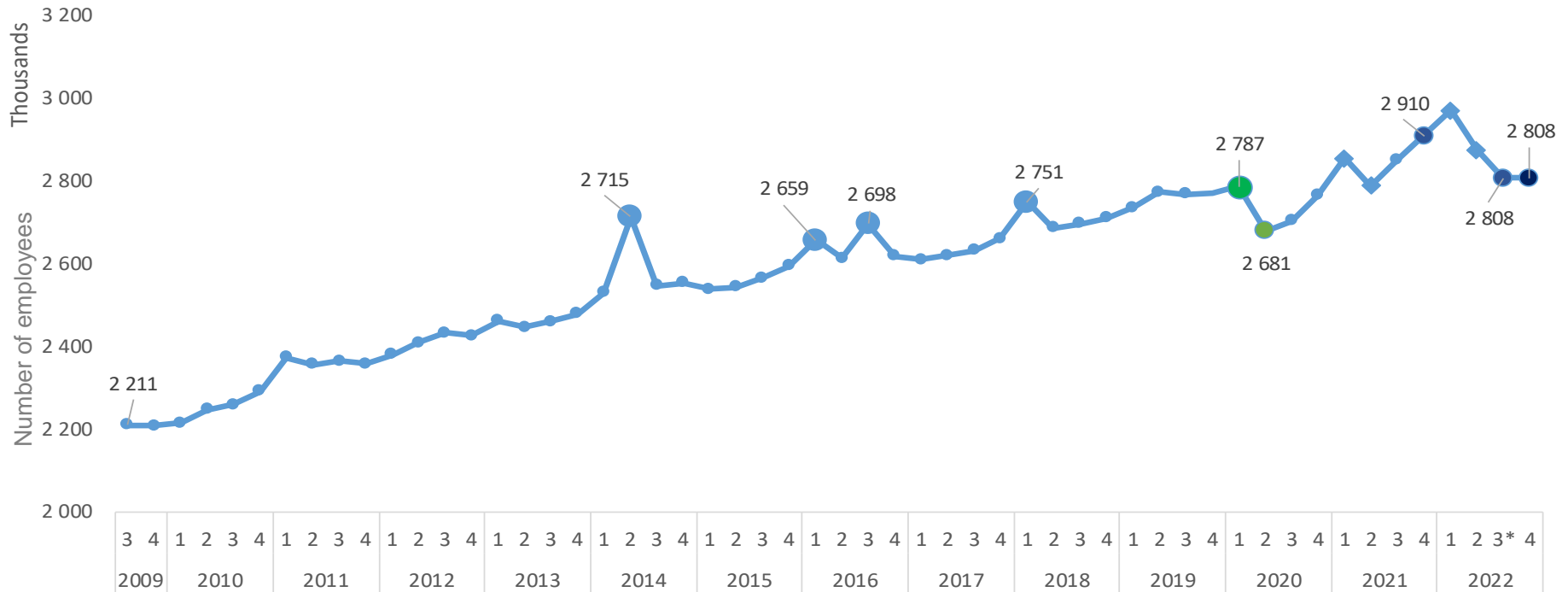


Increase due to appointments of part-time employees during festive season/ holidays in fourth quarter.

* Revised estimates

The community services industry reported no change in the fourth quarter of 2022 compared to previous quarter (i.e. 7 000 jobs were lost in full-time while 7 000 jobs were gained in part-time jobs).

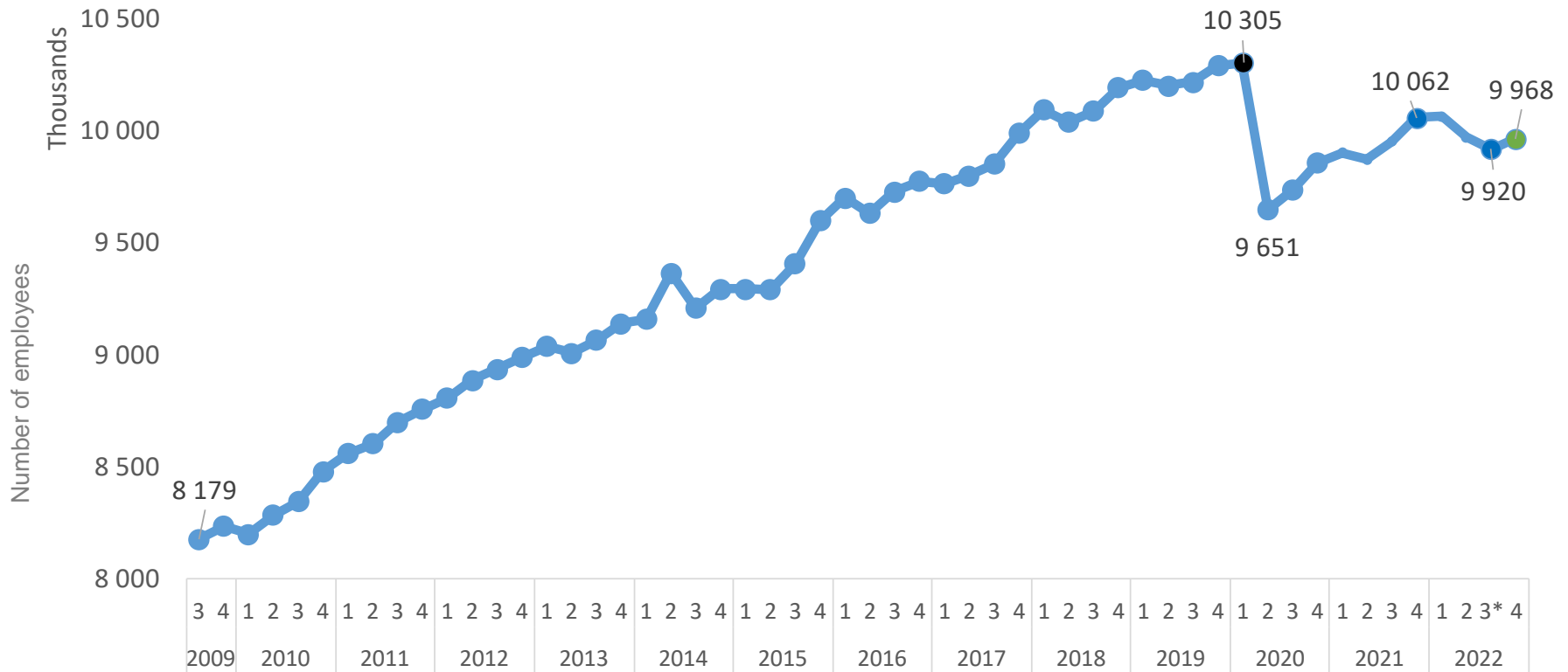
Year-on-year the industry **decreased** by 102 000 jobs compared with same quarter of the previous year (i.e. Q4:2021).



* Revised estimates


The total number of persons employed **increased** by 48 000 from **9 920 000** in Q3:2022 to **9 968 000** in Q4:2022.

Year-on-year total employment **decreased** by **94 000** compared with same quarter of the previous year (i.e. Q4:2021).



* Revised estimates

Total gross earnings **increased** by **R67,8** billion (or **8,5%**) from **R798,7** billion in Q3:2022 to **R866,6** billion in Q4:2022.



Gross earnings **increased** by **R67,8** billion (or **8,5%**) in the fourth quarter of 2022 compared to Q3:2022. Increases in gross earnings were due to increases in bonus payments by **R44,2** billion, followed by basic salary/wages by **R22,8** billion and overtime payments by **R854,0** million.

Quarter-on-quarter changes in gross earnings

Quarter-on-quarter Industry	Gross earnings (R' 000)			
	Basic Salary/Wages	Bonus Payments	Overtime Payments	Total Gross Earnings
Community services	12 686 000	9 380 000	143 000	22 209 000
Trade	4 594 000	8 836 000	740 000	14 170 000
Manufacturing	1 942 000	9 886 000	181 000	12 009 000
Business services	2 495 000	7 391 000	-229 000	9 657 000
Construction	-319 000	4 166 000	-1 000	3 846 000
Transport	444 000	3 036 000	21 000	3 501 000
Electricity	255 000	1 492 000	-1 000	1 746 000
Mining*	688 000			688 000
Total	22 785 000	44 187 000	854 000	67 826 000

**Data for mining industry is not available separately for bonuses & overtime payments*

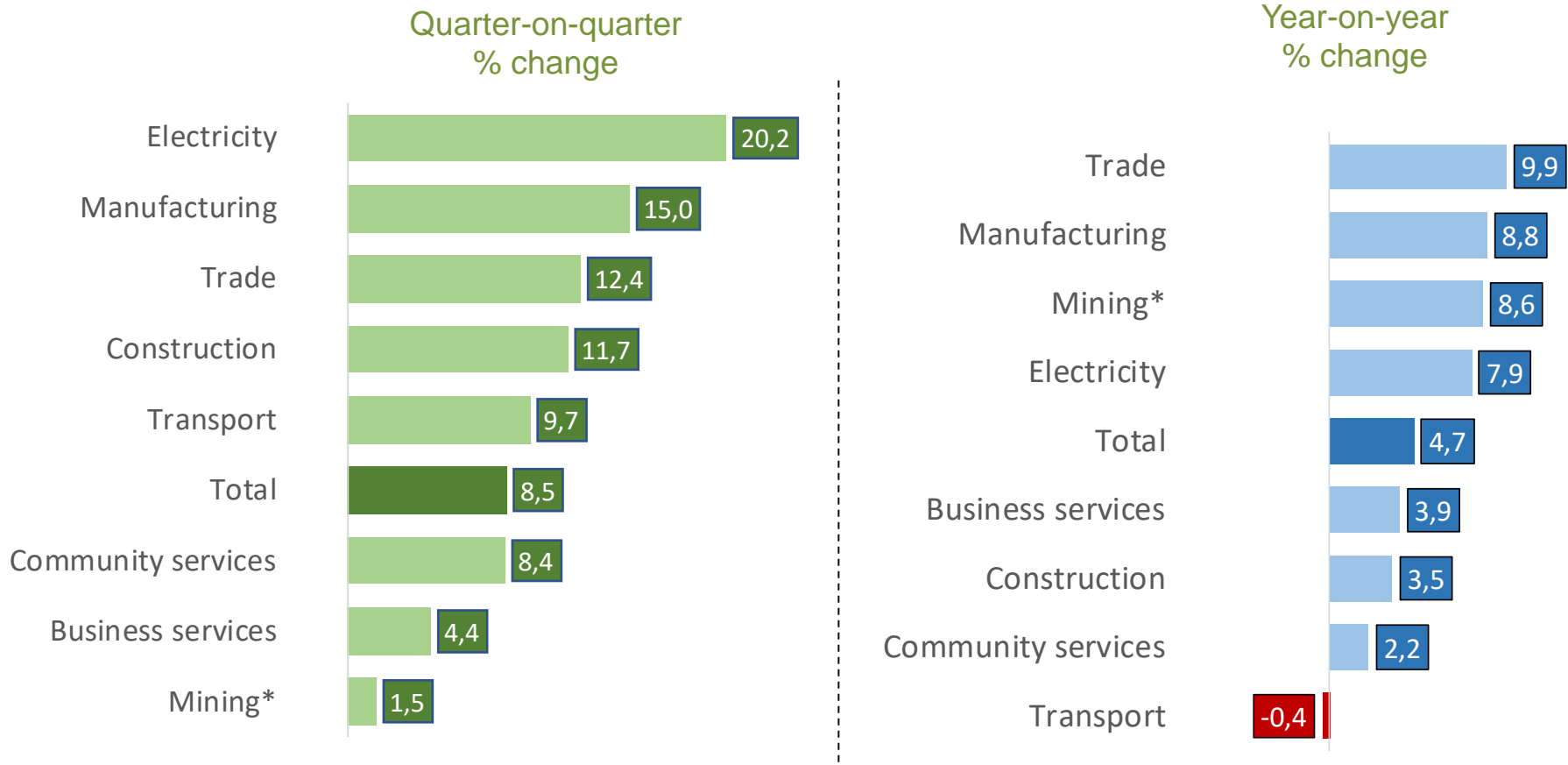
Year-on-year gross earnings increased by **R39,2** billion (or **4,7%**). Increases were due to basic salary payments made by **R31,9** billion, bonus payments by **R6,1** billion and overtime payments by **R1,2** billion.

Year-on-year changes in Gross Earnings

Year-on-year Industry	Gross earnings (R' 000)			
	Basic Salary/Wages	Bonus Payments	Overtime Payments	Total Gross Earnings
Trade	9 697 000	1 174 000	691 000	11 562 000
Business services	7 789 000	315 000	480 000	8 584 000
Manufacturing	5 255 000	1 847 000	345 000	7 447 000
Community services	5 354 000	1 565 000	-725 000	6 194 000
Mining*	3 582 000			3 582 000
Construction	-76 000	1 274 000	55 000	1 253 000
Electricity	279 000	163 000	323 000	765 000
Transport	25 000	-228 000	34 000	-169 000
Total	31 905 000	6 110 000	1 203 000	39 218 000

**Data for mining industry is not available separately for bonuses & overtime payments*

There was a quarterly **increase** of **8,5%** in gross earnings in the fourth quarter of 2022 compared to Q3:2022. Year-on-year earnings increased by **4,7%** in the fourth quarter of 2022 compared with same quarter of the previous year.

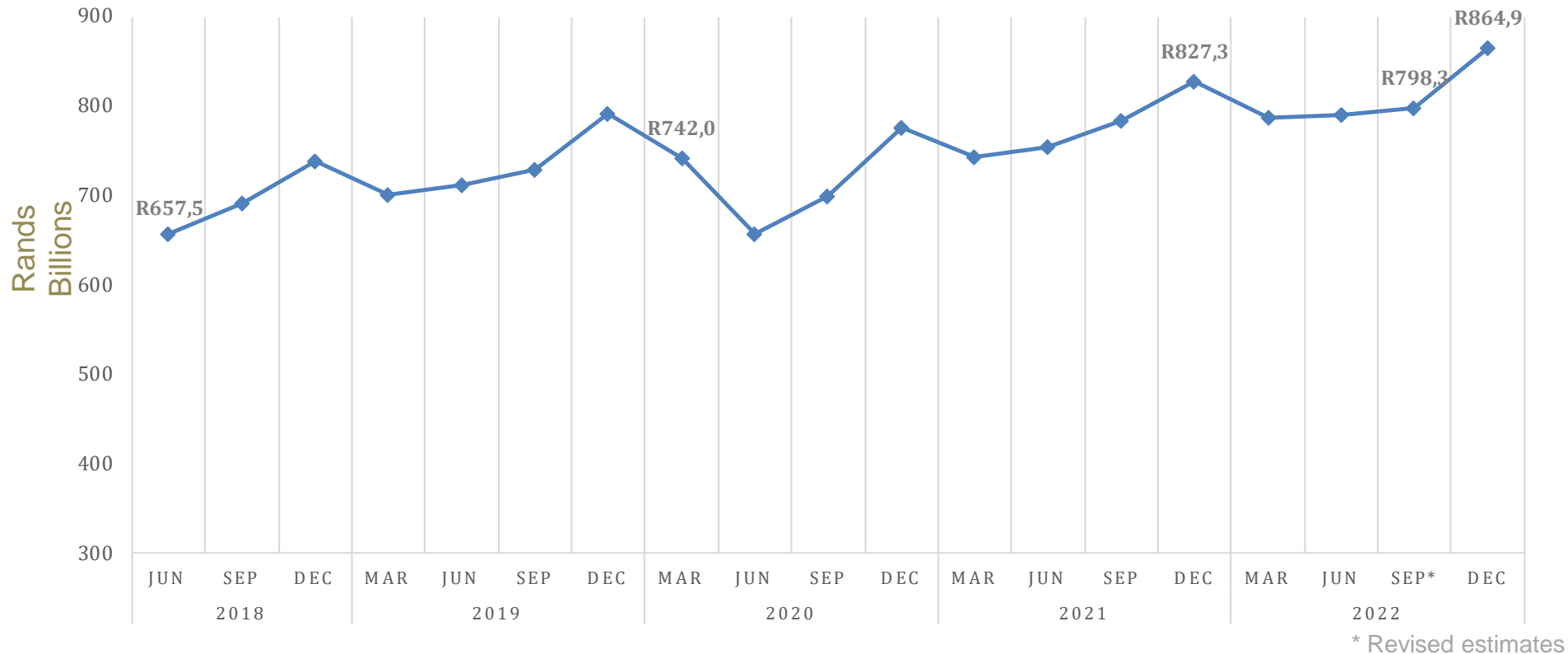


* Administrative data from DMRE

The total gross earnings paid to employees **increased** by **R67,8** billion from **R798,7** billion in Q3:2022 to **R866,6** billion in Q4:2022.

Year-on-year gross earnings increased by **R39,2** billion compared with the same quarter of the previous year (i.e. Q4:2021)

GROSS EARNINGS





Average Monthly Earnings (AME) November 2022



stats sa

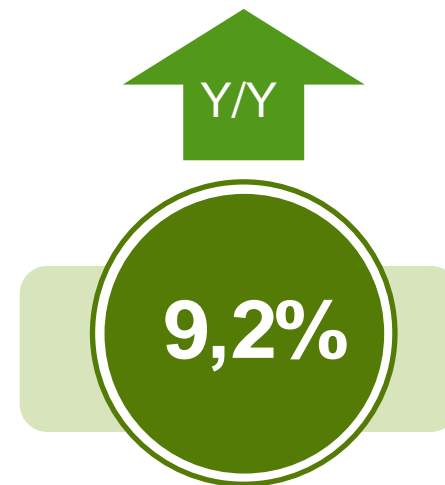
Department:
Statistics South Africa
REPUBLIC OF SOUTH AFRICA



AME including bonuses and overtime payments **increased** by **4,5%** from **R24 916** in August 2022 to **R26 032** in November 2022.
Year-on-year AME **increased** by **9,2%**.

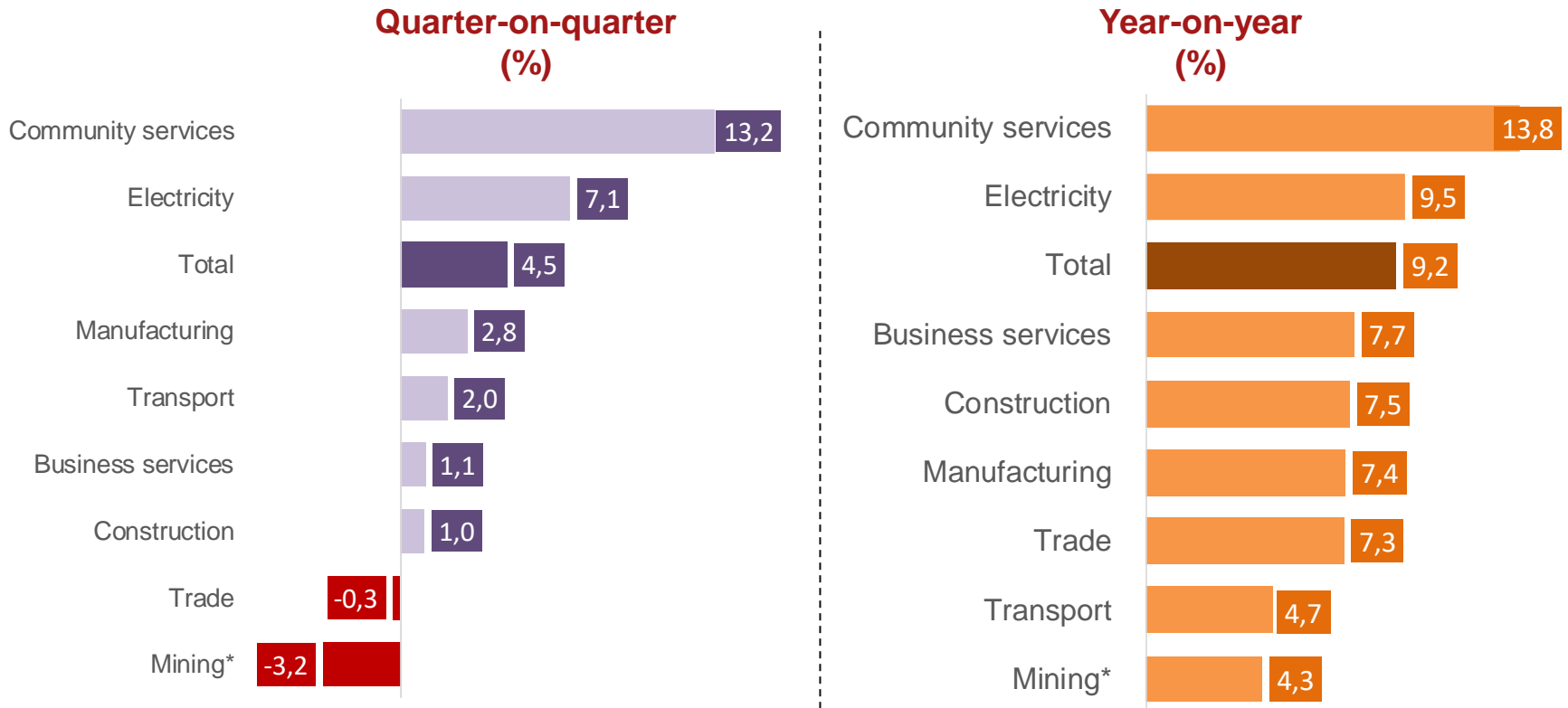
Average monthly earnings (AME)

R26 032



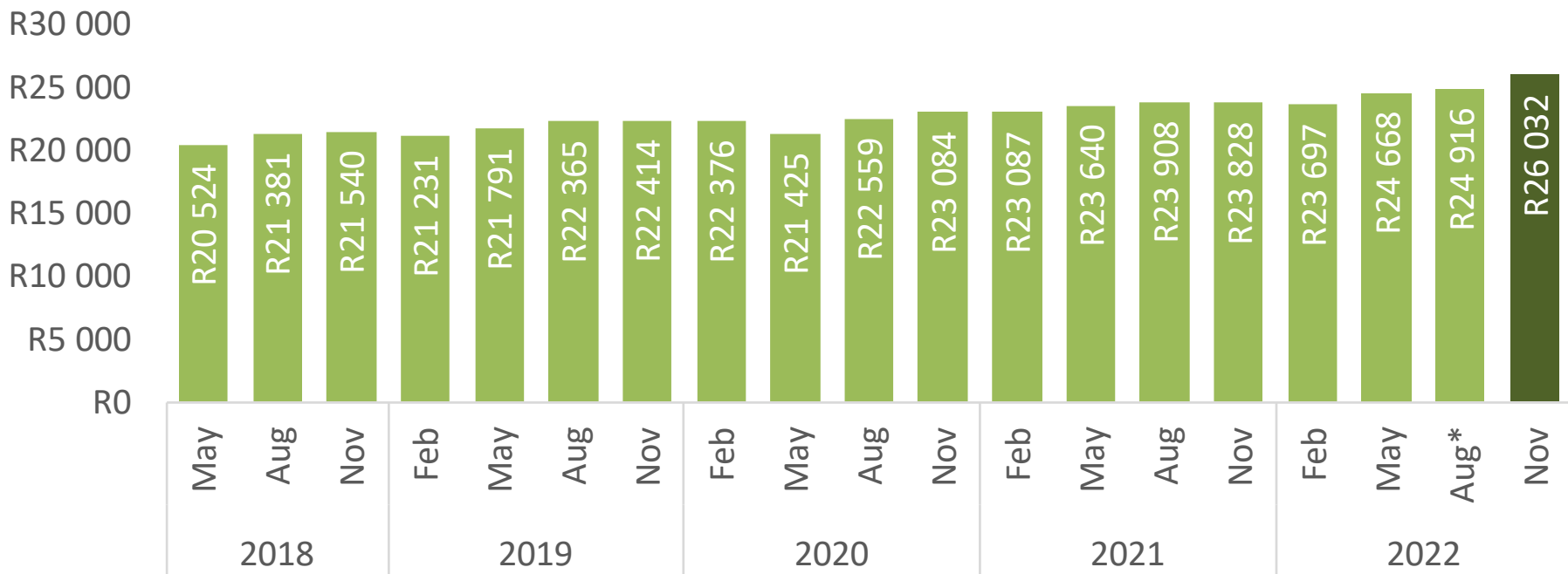
Six industries reported **increases** in average monthly earnings in the fourth quarter compared to Q3:2022.

Year-on-year, community industry reported the most **increase** of **13,8%** in AME while mining industry reported the least increase of **4,3%**.



* Administrative data from DMR

Average monthly earnings were measured at **R26 032** in the formal non-agricultural sector of the economy in November 2022.



* Revised estimates

Recap

QES
Q4:2022



Number of employees **increased** by 48 000 Q/Q & **decreased** by 94 000 Y/Y.



Gross earnings **increased** by **R67,8** billion Q/Q & **increased** by **R39,2** billion Y/Y.



Full-time jobs **increased** by 6 000 Q/Q & **decreased** by 9 000 Y/Y.



Basic salaries/wages **increased** by **R22,8** billion Q/Q & **increased** by **R31,9** billion Y/Y.



*Part-time jobs **increased** by 42 000 Q/Q and 85 000 Y/Y.



*Bonus payments **increased** by **R44,2** billion Q/Q & **increased** by **R6,1** billion Y/Y.



Average monthly earnings **increased** by 4,5% Q/Q & **increased** by 9,2% Y/Y.



*Overtime payments **increased** by **R854,0** million Q/Q & **increased** by **R1,2** billion Y/Y.

*Excluding mining



stats sa

Department:
Statistics South Africa
REPUBLIC OF SOUTH AFRICA

Ndzi Hela Kwala



stats sa

Department:
Statistics South Africa
REPUBLIC OF SOUTH AFRICA

