
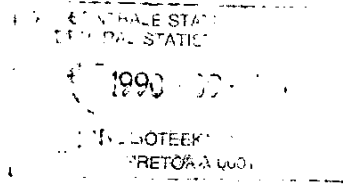




REPUBLIEK VAN SUID-AFRIKA  
REPUBLIC OF SOUTH AFRICA



SENTRALE  
STATISTIEKDIENS  
CENTRAL  
STATISTICAL SERVICE

**STATISTIESE NUUSBERIG  
STATISTICAL NEWS RELEASE**

P0142.1

PRODUCTION PRICE INDEX: JULY 1990

PRODUKSIEPRYSINDEKS: JULIE 1990

11 SEPTEMBER 1990

EMBARGO/  
SPERTYD: 14:00

## SUMMARY

The production price index (all commodities for South African consumption) for July 1990, after seasonal fluctuations have been eliminated, increased by 0,4% compared with June 1990. The annual rate of increase in this index from July 1989 to July 1990 is 10,3%, which is 0,9 percentage points lower than the corresponding rate for June 1990 (11,2%). This annual rate of increase is the lowest since October 1984 when a single digit rate of 9,6% was recorded. The annual rate of increase in the prices for locally produced commodities for South African consumption is 11,6% for July 1990, which is also 0,9 percentage points lower than the corresponding annual rate of increase for June 1990 (12,5%).

The price index of imported commodities for July 1990 decreased by 1,3% compared with June 1990. The annual rate of increase of imported commodities for July 1990 is 4,7%, which is 1,3 percentage points lower than the corresponding rate for June 1990 (6,0%). This annual rate of increase is the lowest since May 1984 when the rate was 3,8%. The price index of the total output of the South African industry groups shows an annual rate of change of 10,7% for July 1990. It is 0,8 percentage points lower than the corresponding rate for June 1990 which was 11,5%.

According to the separate price indices of commodities for South African consumption, reasonably large monthly increases occurred in the prices of leather and leather products (6,1%), footwear (5,2%), furniture (6,2%), paper, paper products and printing (2,7%) and rubber and plastic products (2,5%), while reasonably large decreases occurred in the prices of "other" agricultural products (8,5%) and mining (3,1%).

Regarding the price indices for selected materials, reasonably large monthly increases occurred in the prices of newsprint paper (5,1%), plastic bottles (7,5%) and polystyrene (5,2%), while reasonably large decreases occurred in the prices of transformer oil (14,4%) and ball and roller bearings (8,7%).

## OPSOMMING

Die produksieprysindeks (alle handelware vir Suid-Afrikaanse verbruik) vir Julie 1990 het, nadat seisoenskommelinge uitgeskakel is, met 0,4% toegeneem vergeleke met Junie 1990. Die jaarlikse toenamekoers in hierdie indeks van Julie 1989 tot Julie 1990 is 10,3% wat 0,9 persentasiepunte laer is as die ooreenstemmende koers vir Junie 1990 (11,2%). Hierdie jaarlikse toenamekoers is die laagste sedert Oktober 1984 toe 'n enkelsyferkoers van 9,6% aangeteken is. Die jaarlikse toenamekoers in die pryse van plaaslik geproduseerde handelware vir Suid-Afrikaanse verbruik is 11,6% vir Julie 1990, wat ook 0,9 persentasiepunte laer is as die ooreenstemmende jaarlikse toenamekoers vir Junie 1990 (12,5%).

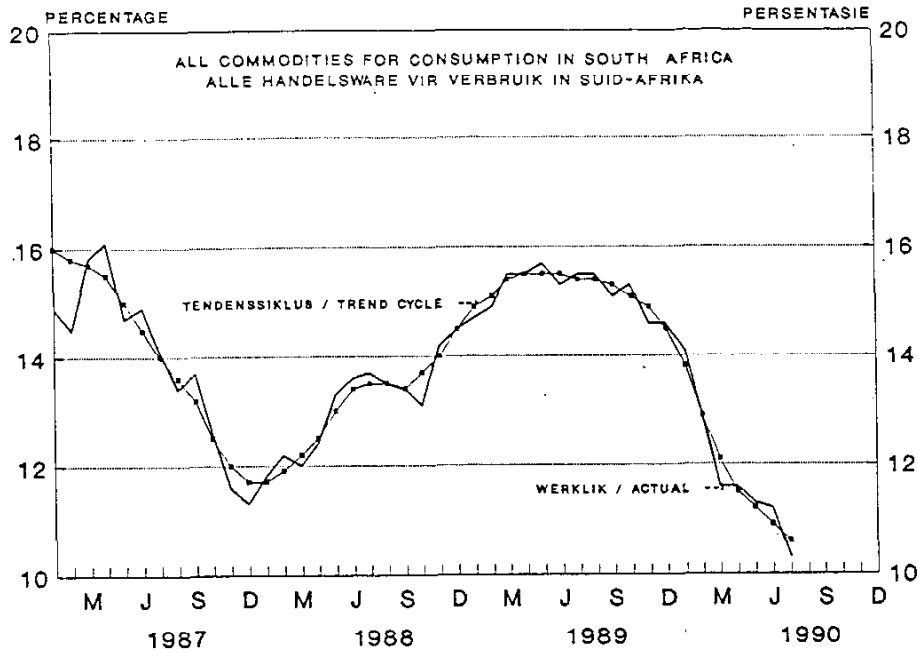
Die prysindeks van ingevoerde handelware vir Julie 1990 het met 1,3% afgeneem vergeleke met Junie 1990. Die jaarlikse toenamekoers van ingevoerde handelware vir Julie 1990 is 4,7% wat 1,3 persentasiepunte laer is as die ooreenstemmende koers vir Junie 1990 (6,0%). Hierdie jaarlikse toenamekoers is die laagste sedert Mei 1984 toe die koers 3,8% was. Die prysindeks van die totale opbrengs van die Suid-Afrikaanse nywerheidsgroepe toon 'n jaarlikse koers van verandering van 10,7% vir Julie 1990. Dit is 0,8 persentasiepunte laer as die ooreenstemmende koers vir Junie 1990 wat 11,5% was.

Wat die afsonderlike prysindekse van handelware vir Suid-Afrikaanse verbruik betref, het redelike groot maandelikse stygings in die pryse van leer en leerprodukte (6,1%), skoel (5,2%), meubels (6,2%), papier, papierprodukte en drukwerk (2,7%) en rubber en plastiekprodukte (2,5%) voorgekom, terwyl redelike groot dalings voorgekom het in die pryse van "ander" landbouprodukte (8,5%) en mynwee (3,1%).

Wat die prysindekse van uitgesoekte materiale betref, het redelike groot maandelikse stygings voorgekom in die pryse van koerantpapier (5,1%), plastiekbottels (7,5%) en polistireen (5,2%), terwyl redelike groot dalings voorgekom het in die pryse van transformatorolie (14,4%) en koeël- en rollaers (8,7%).

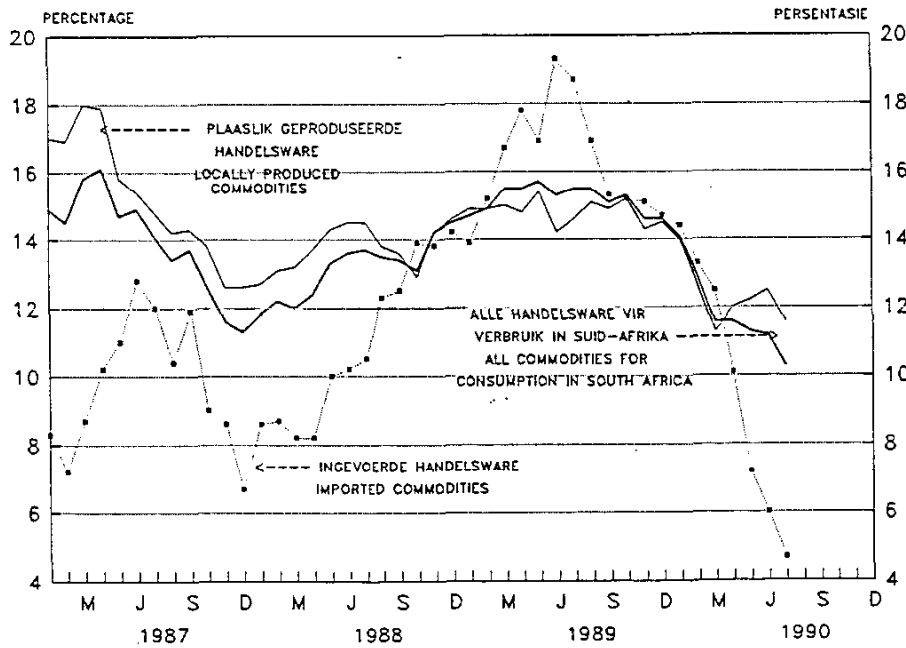
PRODUCTION PRICE INDEX  
ANNUAL CHANGE

PRODUKSIEPRYSINDEKS  
JAARLIKSE VERANDERING



ANNUAL CHANGE

JAARLIKSE VERANDERING



| NAVRAE:            |                                | ENQUIRIES:     |                                 |
|--------------------|--------------------------------|----------------|---------------------------------|
| PRETORIA           | Tel. (012) 310-8911            | PRETORIA       | Tel. (012) 310-8911             |
|                    | Privaatsak X44, Pretoria, 0001 |                | Private Bag X44, Pretoria, 0001 |
|                    | Faks: 3220463 3226325          |                | Fax: 3220463 3226325            |
|                    | 3222769 3200919                |                | 3222769 3200919                 |
| BLOEMFONTEIN       | (051) 477767                   | KEMPTON PARK   | (011) 3943420/1                 |
| DURBAN             | (031) 3053904                  | KIMBERLEY      | (0531) 33965                    |
| KAAPSTAD/CAPE TOWN | (021) 4616940                  | KLERKSDORP     | (018) 24008                     |
|                    |                                | NELSPRUIT      | (01311) 52455/6                 |
|                    |                                | PIETERSBURG    | (01521) 71609                   |
|                    |                                | PORT ELIZABETH | (041) 523801/2                  |

TABLE 1.1 - PRICE INDICES OF COMMODITIES FOR SOUTH AFRICAN CONSUMPTION  
 TABEL 1.1 - PRYSINDEKSE VAN HANDELSWARE VIR SUID-AFRIKAANSE VERBRUIK  
 1985 = 100

| Group<br>Groep                                 | Weight<br>Gewig | July/<br>Julie<br>1990 | June/<br>Julie<br>1990 | July/<br>Julie<br>1989 |
|--|-----------------|------------------------|------------------------|------------------------|
| ALL GROUPS                                     | 100,00          | 197,2                  | 197,0                  | 178,8                  |
| South African                                  | 80,50           | 200,5                  | 199,5                  | 179,6                  |
| Imported                                       | 19,50           | 183,9                  | 186,4                  | 175,7                  |
| 1. AGRICULTURE, FORESTRY, FISHING AND MINING   | 19,95           | 155,8                  | 158,1                  | 145,5                  |
| 1.1 Agriculture                                | 9,47            | 160,3                  | 159,9                  | 152,8                  |
| Food   | 8,64            | 162,5                  | 161,0                  | 151,7                  |
| Other  | 0,83            | 126,2                  | 137,9                  | 156,2                  |
| 1.2 Forestry                                   | 0,45            | 230,5                  | 227,7                  | 199,4                  |
| 1.3 Fishing                                    | 0,31            | 220,4                  | 220,4                  | 195,2                  |
| 1.4 Mining and quarrying                       | 9,72            | 138,9                  | 143,3                  | 129,2                  |
| Coal   | 2,17            | 236,6                  | 234,4                  | 188,1                  |
| Other  | 7,55            | 122,4                  | 128,1                  | 119,7                  |
| 2. MANUFACTURING                               | 74,04           | 204,9                  | 203,6                  | 185,2                  |
| South African                                  | 58,25           | 204,9                  | 203,4                  | 184,2                  |
| Imported                                       | 15,79           | 205,0                  | 204,5                  | 188,7                  |
| 2.1 Food                                       | 12,91           | 171,1                  | 171,3                  | 165,8                  |
| Fresh meat                                     | 3,79            | 173,1                  | 174,2                  | 187,5                  |
| Other  | 9,12            | 175,0                  | 175,0                  | 160,2                  |
| 2.2 Beverages, alcoholic and non-alcoholic     | 2,60            | 200,1                  | 195,5                  | 174,5                  |
| 2.3 Tobacco products                           | 0,95            | 190,0                  | 185,9                  | 161,9                  |
| 2.4 Textiles and made-up goods                 | 2,63            | 221,7                  | 221,7                  | 196,3                  |
| 2.5 Clothing                                   | 1,86            | 201,9                  | 201,9                  | 175,2                  |
| 2.6 Leather and leather products               | 0,26            | 236,4                  | 222,9                  | 210,5                  |
| 2.7 Footwear                                   | 0,63            | 209,2                  | 198,9                  | 182,2                  |
| 2.8 Wood products                              | 0,96            | 240,1                  | 236,8                  | 210,0                  |
| 2.9 Furniture                                  | 0,72            | 202,4                  | 190,6                  | 171,4                  |
| 2.10 Paper, paper products and printing        | 4,10            | 232,0                  | 225,9                  | 197,2                  |
| 2.11 Chemicals and chemical products           | 5,64            | 210,1                  | 205,6                  | 188,4                  |
| 2.12 Products of petroleum and coal            | 8,29            | 146,0                  | 145,8                  | 135,3                  |
| 2.13 Rubber and plastic products               | 1,53            | 173,6                  | 169,4                  | 156,1                  |
| 2.14 Non-metallic mineral products             | 2,14            | 208,6                  | 208,7                  | 180,4                  |
| 2.15 Basic metals                              | 7,45            | 203,1                  | 202,8                  | 183,9                  |
| Ferrous  | 5,19            | 207,5                  | 207,2                  | 185,5                  |
| Non-ferrous                                    | 2,26            | 192,9                  | 192,9                  | 178,1                  |
| 2.16 Metal products                            | 5,74            | 228,7                  | 228,6                  | 195,8                  |
| 2.17 Machinery, non-electrical                 | 6,25            | 192,8                  | 193,2                  | 175,4                  |
| 2.18 Electrical machinery                      | 3,16            | 201,2                  | 201,1                  | 182,3                  |
| 2.19 Transport equipment                       | 4,75            | 263,5                  | 262,2                  | 235,9                  |
| 2.20 Scientific, optical and related equipment | 0,92            | 197,6                  | 196,9                  | 182,8                  |
| 2.21 Other manufactures                        | 0,55            | 108,1                  | 108,1                  | 107,2                  |
| 3. ELECTRICITY, GAS AND WATER                  | 6,01            | 211,7                  | 213,2                  | 185,9                  |

For the weighting and pricing basis, see notes 1 and 2 on page 12  
 Vir die beswarings- en prysbasisse, kyk opmerkings 1 en 2 op bladsy 12

## PRODUCTION PRICE INDEX

1985 = 100

## PRODUKSIEPRIJSINDEKS

| Description<br>Beskrywing  | July/<br>Julie<br>1990 | June/<br>Junie<br>1990 | July/<br>Julie<br>1989 | Percentage change compared<br>with -<br>Persentasie verandering<br>vergeleke met - |  |                        |
|--|------------------------|------------------------|------------------------|--|--|------------------------|
|  |                        |                        |                        | June/Junie<br>1990   |  | July/<br>Julie<br>1989 |
|  |                        |                        |                        | Actual<br>Werklik<br>%   | Seasonally<br>adjusted<br>Seisoens-<br>aangepas<br>% | Actual<br>Werklik<br>% |
| All commodities for consumption in<br>South Africa/Alles handelware vir<br>verbruik in Suid-Afrika | 197,2                  | 197,0                  | 178,8                  | +0,1   | +0,4   | +10,3                  |
| Locally produced commodities/<br>Plaaslike geprodeuseerde handelware                               | 200,5                  | 199,5                  | 179,6                  | +0,5   | +0,7   | +11,6                  |
| Imported commodities/Ingevoerde han-<br>delware  | 183,9                  | 186,4                  | 175,7                  | -1,3   | -0,4   | +4,7                   |
| Output of South African industry/<br>Opbrengs van Suid-Afrikaanse nywerheid                        |                        |                        |                        |  |  |                        |
| Total output/Totale opbrengs   | 199,9                  | 199,0                  | 180,5                  | +0,5   | +0,7   | +10,7                  |
| For South Africa consumption/Vir<br>Suid-Afrikaans verbruik  | 200,5                  | 199,5                  | 179,6                  | +0,5   | +0,7   | +11,6                  |

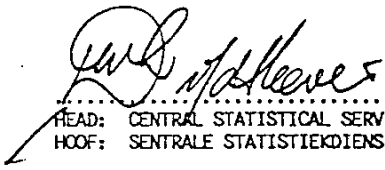
  
 HEAD: CENTRAL STATISTICAL SERVICE  
 HOOF: SENTRALE STATISTIEKDIENS

TABLE 1.2 - PRICE INDICES OF THE OUTPUT OF THE SOUTH AFRICAN INDUSTRY GROUPS  
 TABEL 1.2 - PRYSINDEKSE VAN DIE OPBRENGS VAN DIE SUID-AFRIKAANSE NYWERHEIDSGROEPE  
 1.2.2 - FOR SOUTH AFRICAN CONSUMPTION - VIR SUID-AFRIKAANSE VERBRUIK  
 1985 = 100

| Group<br>Groep                                 | Weight<br>Gewig | July/<br>Julie<br>1990 | June/<br>Junie<br>1990 | July/<br>Julie<br>1989 |
|--|-----------------|------------------------|------------------------|------------------------|
| ALL GROUPS                                     | 100,00          | 200,5                  | 199,5                  | 179,6                  |
| South African                                  | 100,00          | 200,5                  | 199,5                  | 179,6                  |
| Imported                                       |                 | -                      | -                      | -                      |
| 1. AGRICULTURE, FORESTRY, FISHING AND MINING   | 20,20           | 178,1                  | 178,1                  | 159,1                  |
| 1.1 Agriculture                                | 11,25           | 159,5                  | 159,1                  | 152,0                  |
| Food   | 10,35           | 162,0                  | 160,5                  | 151,2                  |
| Other  | 0,90            | 119,9                  | 133,3                  | 154,5                  |
| 1.2 Forestry                                   | 0,46            | 237,3                  | 233,8                  | 201,6                  |
| 1.3 Fishing                                    | 0,08            | 220,2                  | 220,2                  | 194,2                  |
| 1.4 Mining and quarrying                       | 8,11            | 215,6                  | 216,4                  | 175,1                  |
| Coal   | 2,70            | 236,6                  | 234,4                  | 188,1                  |
| Other  | 5,41            | 203,9                  | 206,1                  | 164,9                  |
| 2. MANUFACTURING                               | 72,35           | 204,9                  | 203,4                  | 184,2                  |
| South African                                  | 72,35           | 204,9                  | 203,4                  | 184,2                  |
| Imported                                       |                 | -                      | -                      | -                      |
| 2.1 Food                                       | 15,00           | 172,0                  | 172,3                  | 166,5                  |
| Fresh meat                                     | 4,69            | 173,1                  | 174,2                  | 187,7                  |
| Other  | 10,31           | 176,4                  | 176,4                  | 160,6                  |
| 2.2 Beverages, alcoholic and non-alcoholic     | 3,08            | 200,8                  | 195,9                  | 174,7                  |
| 2.3 Tobacco products                           | 1,13            | 186,3                  | 182,1                  | 158,5                  |
| 2.4 Textiles and made-up goods                 | 2,60            | 240,9                  | 240,9                  | 209,2                  |
| 2.5 Clothing                                   | 2,11            | 206,1                  | 206,1                  | 176,9                  |
| 2.6 Leather and leather products               | 0,24            | 231,0                  | 215,2                  | 205,9                  |
| 2.7 Footwear                                   | 0,67            | 210,5                  | 200,6                  | 183,1                  |
| 2.8 Wood products                              | 1,14            | 245,7                  | 242,1                  | 213,3                  |
| 2.9 Furniture                                  | 0,85            | 202,4                  | 190,5                  | 171,4                  |
| 2.10 Paper, paper products and printing        | 4,21            | 247,2                  | 239,4                  | 207,0                  |
| 2.11 Chemicals and chemical products           | 4,99            | 203,8                  | 198,6                  | 182,1                  |
| 2.12 Products of petroleum and coal            | 9,19            | 142,3                  | 142,1                  | 132,3                  |
| 2.13 Rubber and plastic products               | 1,64            | 176,4                  | 172,0                  | 157,5                  |
| 2.14 Non-metallic mineral products             | 2,36            | 211,1                  | 211,1                  | 182,1                  |
| 2.15 Basic metals                              | 8,46            | 200,4                  | 200,1                  | 180,4                  |
| Ferrous  | 6,00            | 202,1                  | 201,8                  | 180,2                  |
| Non-ferrous                                    | 2,46            | 197,2                  | 197,2                  | 180,9                  |
| 2.16 Metal products                            | 6,29            | 235,3                  | 235,9                  | 199,8                  |
| 2.17 Machinery, non-electrical                 | 2,72            | 208,1                  | 208,0                  | 179,3                  |
| 2.18 Electrical machinery                      | 1,56            | 195,3                  | 195,3                  | 173,7                  |
| 2.19 Transport equipment                       | 3,22            | 263,1                  | 261,2                  | 234,7                  |
| 2.20 Scientific, optical and related equipment | 0,20            | 205,6                  | 200,7                  | ..                     |
| 2.21 Other manufactures                        | 0,69            | 112,9                  | 112,9                  | 111,9                  |
| 3. ELECTRICITY, GAS AND WATER                  | 7,45            | 211,7                  | 213,2                  | 185,9                  |

TABLE 1.2 - PRICE INDICES OF THE OUTPUT OF THE SOUTH AFRICAN INDUSTRY GROUPS  
 TABEL 1.2 - PRYSINDEKSE VAN DIE OPBRENGS DIE VAN SUID-AFRIKAANSE NYWERHEIDSGROEPE  
 1.2.1 - TOTAL OUTPUT - TOTALE OPBRENGS

1985 = 100

| Group<br>Groep                                     | Weight<br>Gewig | July/<br>Julie<br>1990 | June/<br>Junie<br>1990 | July/<br>Julie<br>1989 |
|--|-----------------|------------------------|------------------------|------------------------|
| ALLE GROEPE  | 100,00          | 199,9                  | 199,0                  | 180,5                  |
| Suid-Afrikaanse<br>Ingevoerde                      | 100,00          | 199,9                  | 199,0                  | 180,5                  |
| 1. LANDBOU, BOSBOU, VISSERY EN MYNWESE             | 24,28           | 184,0                  | 183,9                  | 167,7                  |
| 1.1 Landbou  | 9,94            | 157,2                  | 156,6                  | 151,2                  |
| Voedsel  | 8,95            | 155,8                  | 154,1                  | 146,2                  |
| Ander  | 0,99            | 142,9                  | 154,5                  | 176,7                  |
| 1.2 Bosbou   | 0,43            | 238,0                  | 234,4                  | 202,0                  |
| 1.3 Vissery  | 0,39            | 223,5                  | 223,5                  | 196,3                  |
| 1.4 Mynwese en steengroewe                         | 13,52           | 224,9                  | 225,4                  | 198,7                  |
| Steenkool  | 3,41            | 217,3                  | 216,1                  | 182,7                  |
| Ander  | 10,11           | 224,6                  | 225,8                  | 201,8                  |
| 2. FABRIEKSWESE                                    | 69,52           | 203,9                  | 202,5                  | 184,3                  |
| Suid-Afrikaanse<br>Ingevoerde                      | 69,52           | 203,9                  | 202,5                  | 184,3                  |
| 2.1 Voedsel  | 13,69           | 180,1                  | 180,4                  | 173,2                  |
| Vars vleis   | 3,90            | 172,9                  | 174,0                  | 187,4                  |
| Ander  | 9,79            | 187,9                  | 187,9                  | 171,3                  |
| 2.2 Drank, alkoholies en nie-alkholies             | 2,56            | 200,3                  | 195,5                  | 174,3                  |
| 2.3 Tabakprodukte                                  | 0,92            | 186,0                  | 181,9                  | 158,2                  |
| 2.4 Tekstiele en klaargemaakte goedere             | 2,51            | 238,8                  | 238,8                  | 208,4                  |
| 2.5 Klerasie                                       | 1,98            | 205,8                  | 205,8                  | 177,0                  |
| 2.6 Leer en leerprodukte                           | 0,26            | 225,5                  | 213,9                  | 204,3                  |
| 2.7 Skoese   | 0,56            | 210,6                  | 200,7                  | 183,1                  |
| 2.8 Houtprodukte                                   | 1,02            | 246,2                  | 242,3                  | 213,3                  |
| 2.9 Meubels  | 0,71            | 202,5                  | 190,6                  | 171,5                  |
| 2.10 Papier, papierprodukte en drukwerk            | 3,96            | 244,6                  | 236,6                  | 205,1                  |
| 2.11 Chemikalieë en chemiese produkte              | 4,62            | 203,3                  | 198,5                  | 181,9                  |
| 2.12 Produkte van petroleum en steenkool           | 8,79            | 142,6                  | 142,5                  | 132,8                  |
| 2.13 Rubber- en plastiekprodukte                   | 1,37            | 177,2                  | 172,7                  | 158,1                  |
| 2.14 Nie-metaalhoudende mineraalprodukte           | 2,00            | 210,5                  | 210,5                  | 181,6                  |
| 2.15 Basiese metale                                | 9,99            | 200,3                  | 200,0                  | 182,4                  |
| Ysterhoudend                                       | 6,90            | 202,1                  | 201,7                  | 182,3                  |
| Nie-ysterhoudend                                   | 3,09            | 197,6                  | 197,6                  | 181,6                  |
| 2.16 Metaalprodukte                                | 5,28            | 235,2                  | 235,7                  | 199,8                  |
| 2.17 Masjinerie, nie-elektries                     | 2,54            | 209,8                  | 209,6                  | 180,8                  |
| 2.18 Elektriese masjinerie                         | 1,35            | 196,0                  | 196,0                  | 173,9                  |
| 2.19 Vervoertoerusting                             | 2,97            | 261,7                  | 260,0                  | 234,1                  |
| 2.20 Wetenskaplike, optiese en verwante toerusting | 0,21            | 205,6                  | 200,7                  | ..                     |
| 2.21 Ander fabrikate                               | 2,22            | 118,6                  | 118,6                  | 118,0                  |
| 3. ELEKTRISITEIT, GAS EN WATER                     | 6,20            | 211,7                  | 213,2                  | 185,8                  |

For the weighting and pricing basis, see notes 1 and 2 on page 12  
 Vir die beswarings- en prysbassis, kyk opmerkings 1 en 2 op bladsy 12

TABLE 2.1 - PRICE INDICES OF MATERIALS USED IN CERTAIN INDUSTRIES  
 TABEL 2.1 - PRYSINDEKSE VAN MATERIAAL VERBRUIK IN SEKERE NYWERHEDE

1985 = 100

|                           | July/<br>Julie<br>1990 | June/<br>Junie<br>1990 | July/<br>Julie<br>1989 |                                      |
|---------------------------|------------------------|------------------------|------------------------|--------------------------------------|
| Building and construction | 212,2                  | 211,4                  | 189,3                  | Bou- en konstruksiewese              |
| Building industries       | 223,3                  | 222,6                  | 198,3                  | Boubedryf                            |
| Civil engineering         | 219,4                  | 219,3                  | 194,5                  | Siviele ingenieurswese<br>nieurswese |
| Mechanical engineering    | 201,2                  | 201,3                  | 180,8                  | Meganiese ingenieurswese             |
| Electrical engineering    | 210,7                  | 210,8                  | 187,5                  | Elektriese ingenieurswese            |

For the weighting and pricing basis, see notes 1 and 2 on page 12

Vir die beswarings- en prysbassis, kyk opmerkings 1 en 2 op bladsy 12



TABLE 2.2 - PRICE INDICES OF SELECTED MATERIALS  
 TABEL 2.2 - PRYSINDEKSE VAN UITGESOEKTE MATERIALE

1985 = 100

| Item  | July/<br>Julie<br>1990 | June/<br>Junie<br>1990 | July/<br>Julie<br>1989 | Item   |
|---|------------------------|------------------------|------------------------|--|
| Wool, auction prices, 18 types                            | 226,4                  | 226,4                  | 243,6                  | Wol, veilingspryse, 18 tipes                             |
| Coal, bituminous  | 242,4                  | 239,9                  | 190,9                  | Steenkool, bitumineus                                    |
| Wood products, excluding mine-wood                        | 206,7                  | 202,9                  | 180,6                  | Houtprodukte, uitgesonderd myn-<br>hout                  |
| SA Pine, kiln dried                                       | 235,6                  | 235,6                  | 199,3                  | SA Dennehout, oongedroog                                 |
| Paper, newsprint  | 180,0                  | 171,2                  | 161,8                  | Koerantpapier  |
| Kraft paper   | 194,0                  | 198,0                  | 174,4                  | Kraftpapier  |
| Boxes, corrugated cardboard                               | 303,2                  | 303,2                  | 256,6                  | Kartondose, geriffelde karton                            |
| Leather, bovine hide                                      | 193,8                  | 187,9                  | 185,3                  | Leer, beesheid   |
| Rubber crude  | 134,8                  | 135,7                  | 131,3                  | Rubber ru  |
| - Natural   | 110,4                  | 111,9                  | 114,8                  | - Natuurlik  |
| - Synthetic   | 178,2                  | 178,2                  | 163,0                  | - Sintetiese   |
| - Synthetic - Local                                       | 141,3                  | 141,3                  | 130,1                  | - Sinteties - Plaaslik                                   |
| Tyres and tubes   | 209,0                  | 203,8                  | 183,6                  | Buite- en binnebande                                     |
| Plastic bottles   | 288,8                  | 268,7                  | 248,0                  | Plastiekbottels  |
| Plastic, bulk forms                                       | 252,0                  | 249,0                  | 235,9                  | Plastiek, massavorm                                      |
| Sulphuric acid  | 192,9                  | 192,6                  | 177,8                  | Swawelsuur   |
| Glycerine   | 102,6                  | 106,9                  | 111,1                  | Gliserien  |
| Paints  | 219,7                  | 211,0                  | 193,8                  | Verwe  |
| Foam insulation materials                                 | 233,5                  | 227,9                  | 198,8                  | Skuim isolasiemateriaal                                  |
| - Polyurethane  | 218,5                  | 218,5                  | 182,7                  | - Poliuretaan  |
| - Polystyrene   | 249,9                  | 237,5                  | 215,9                  | - Polistireen  |
| Petro-chemical building materials                         | 231,3                  | 226,3                  | 194,4                  | Petro-chemiese boumateriaal                              |
| Waterproofing   | 233,3                  | 232,7                  | 208,2                  | Waterdigting   |
| Resilient floor coverings                                 | 271,7                  | 259,3                  | 228,8                  | Veerkragtige vloerbedekking                              |
| Petrol, 93 octane   |                        |                        |                        | Petrol, 93 oktaan  |
| - Coast   | 144,4                  | 144,4                  | 137,8                  | - Kus  |
| - Witwatersrand   | 144,0                  | 144,0                  | 137,9                  | - Witwatersrand  |
| Diesel oil - Coast  | 136,3                  | 136,3                  | 133,4                  | Dieselolie - Kus   |
| - Witwatersrand   | 137,3                  | 137,3                  | 134,6                  | - Witwatersrand  |
| Transformer oil   | 169,7                  | 198,2                  | 166,1                  | Transformatorolie  |
| Bitumen   | 125,6                  | 123,6                  | 105,2                  | Bitumen  |
| Tar   | 138,4                  | 138,4                  | 115,0                  | Teer   |
| Bricks - Stock  | 216,4                  | 216,4                  | 192,5                  | Bakstene - Pleisterstene                                 |
| - Face  | 227,5                  | 227,5                  | 199,5                  | - Sierstene  |
| Sand  | 241,9                  | 241,9                  | 198,8                  | Sand   |
| Crushed stone   | 284,2                  | 284,2                  | 253,1                  | Gebreekte klip   |
| Aggregate crushed stone                                   | 191,2                  | 191,2                  | 174,5                  | Saamgestelde gebreekte klip                              |
| Cement  | 201,9                  | 201,9                  | 180,7                  | Sement   |
| Natural stone, cut and sawn                               | 167,1                  | 167,1                  | 152,2                  | Natuurlike klip, gesny en gesaag                         |
| Glass   | 240,8                  | 240,8                  | 196,4                  | Glas   |
| - clear, float  | 219,4                  | 219,4                  | 186,2                  | - helder, dryf   |
| - clear, laminate   | 262,0                  | 262,0                  | 205,7                  | - helder, gelamineer                                     |
| Ironmongery   | 256,0                  | 248,9                  | 216,2                  | Beslagwerk   |
| Ceramic and encaustic wall and<br>floor tiles and mosaics | 261,5                  | 261,5                  | 214,9                  | Keramiek- en enkoustiekmuur- en<br>vloerteëls en mosaiek |
| Ceiling materials   | 237,4                  | 235,5                  | 202,1                  | Plafonmateriaal  |
| Partitioning materials                                    | 237,6                  | 235,7                  | 194,3                  | Materiaal vir afskortings                                |

TABLE 2.2 - PRICE INDICES OF SELECTED MATERIALS (CONCLUDED)  
 TABEL 2.2 - PRYSINDEKSE VAN UITGESOEKTE MATERIALE (AFGESLUIT).  
 1985 = 100

| Item                                      | July/<br>Julie<br>1990 | June/<br>Junie<br>1990 | July/<br>Julie<br>1989 | Item  |
|---|------------------------|------------------------|------------------------|---|
| Fibrous insulation:                       |                        |                        |                        | Veselagtige isolering:                          |
| - Preformed pipe sections                 | 215,9                  | 215,9                  | 167,9                  | - Gevorm vir pype                               |
| - Batten board                            | 238,8                  | 238,8                  | 170,2                  | - Geperste bord                                 |
| - Mattress                                | 231,5                  | 231,5                  | 173,5                  | - Matrasse                                      |
| - Ceiling insulation                      | 299,8                  | 299,8                  | 251,0                  | - Plafon isolering                              |
| Insulator; porcelain                      | 102,9                  | 102,9                  | 102,7                  | Isolator, porselein                             |
| Containers, glass                         | 187,8                  | 187,8                  | 161,4                  | Houers, glas                                    |
| Billets, mild steel                       | 192,6                  | 192,6                  | 176,0                  | Knuppels, sagte staal                           |
| Angles, mild steel                        | 204,3                  | 203,7                  | 179,5                  | Hoekstawe, sagte staal                          |
| Structural steel, unworked                | 172,1                  | 172,0                  | 154,2                  | Struktuurstaal, onbewerk                        |
| Reinforcing steel                         | 195,3                  | 193,2                  | 177,9                  | Bewapeningstaal                                 |
| Plate, mild steel                         | 197,1                  | 197,1                  | 170,0                  | Plaat, sagte staal                              |
| Sheet, uncoated                           | 257,4                  | 257,4                  | 214,5                  | Fynplaat, onbedek                               |
| galvanized                                | 222,9                  | 222,9                  | 208,1                  | Fynplaat, gegalvaniseerd                        |
| Tinplate                                  | 182,6                  | 182,6                  | 158,1                  | Plaat, tin                                      |
| Steel tubes, pipes and fittings           | 227,9                  | 227,9                  | 187,0                  | Staalbuise, -pype en toebehore                  |
| Copper, basic forms                       | 177,9                  | 177,9                  | 161,2                  | Koper, basiese vorms                            |
| Aluminium:                                |                        |                        |                        | Aluminium:                                      |
| - Anodising                               | 246,2                  | 246,2                  | 191,2                  | - Anodisering                                   |
| - Basic forms                             | 222,1                  | 222,1                  | 193,3                  | - Basiese vorms                                 |
| - Extruded products                       | 233,2                  | 233,2                  | 205,8                  | - Uitgeperste produk                            |
| - Sheetting                               | 207,0                  | 207,0                  | 183,1                  | - Fynplaat                                      |
| Bearings, ball and roller                 | 225,4                  | 246,8                  | 220,3                  | Laers, koeël- en rol                            |
| Electrical contracting materials          | 203,2                  | 202,7                  | 184,9                  | Elektriese kontrakteursmateriaal                |
| Construction machinery (excluding trucks) | 204,7                  | 203,5                  | 184,8                  | Konstruksiemasjinerie (uitgesonderd vragmotors) |
| Trucks                                    | 279,1                  | 276,6                  | 254,2                  | Vragmotors                                      |

For the pricing basis, see note 2 on page 12  
 Vir die prysbasis, kyk opmerking 2 op bladsy 12

TABLE 3 - SEASONALLY ADJUSTED INDICES  
 TABEL 3 - SEISOENSAANGEPASTE INDEKSE

| Description<br>Beskrywing  | July/<br>Julie<br>1990 | June/<br>Junie<br>1990 | May/<br>Mei<br>1990 | Apr.<br>1990 | Mar./<br>Mrt.<br>1990 |
|--|------------------------|------------------------|---------------------|--------------|-----------------------|
| All commodities for consumption in South Africa/Alle handelsware vir verbruik in Suid-Afrika | 197,6                  | 196,8                  | 195,1               | 192,7        | 190,7                 |
| Locally produced commodities/Plaaslike geproduseerde handelsware                             | 200,6                  | 199,3                  | 198,2               | 194,5        | 191,5                 |
| Imported commodities/Ingevoerde handelsware  | 185,1                  | 185,8                  | 183,9               | 186,5        | 187,0                 |
| Output of South African industry/<br>Opbrengs van Suid-Afrikaanse nywerheid                  |                        |                        |                     |              |                       |
| Total output/Totale opbrengs   | 199,7                  | 198,3                  | 197,3               | 194,1        | 191,0                 |
| For South African consumption/Vir Suid-Afrikaanse verbruik                                   | 200,6                  | 199,3                  | 198,2               | 194,5        | 191,5                 |
| Agriculture, Forestry and Fishing/<br>Landbou, Bosbou en Vissery                             | 162,6                  | 161,8                  | 164,1               | 161,5        | 162,3                 |
| Tobacco and Beverages/Tabak en Drank   | 193,7                  | 189,8                  | 187,4               | 187,1        | 176,6                 |
| Textiles, Clothing and Footwear/Tekstiele, Klerasie en Skoel                                 | 226,1                  | 223,3                  | 221,4               | 218,7        | 215,9                 |
| Machinery and Transport/Masjinerie en Vervoertoerusting                                      | 231,4                  | 229,1                  | 226,3               | 223,7        | 221,6                 |
| Mining, Electricity, Gas and Water/<br>Mynwese, Elektrisiteit, Gas en Water                  | 214,4                  | 214,1                  | 213,6               | 203,4        | 195,6                 |
| Basic metals and Products/<br>Basiese metaale en Produkte                                    | 218,5                  | 216,5                  | 214,0               | 207,7        | 201,8                 |
| Food/Voedsel   | 170,7                  | 172,1                  | 171,3               | 171,2        | 170,9                 |
| Total Manufacturing/Totaal Fabriekswese  | 205,0                  | 203,5                  | 201,1               | 199,3        | 196,3                 |
| Total South African/Totaal Suid-Afrikaans  | 200,5                  | 199,3                  | 198,4               | 194,4        | 191,3                 |

\* Revised/Hersien

ANNEXURE: Table 3

Basic metal and Products  
1990 - Jan.

BYLAE: Tabel 3

Basiese metaale en Produkte  
203,1

NOTES1. WEIGHTING BASIS

|                   |   |   |
|-------------------|---|---|
| <u>TABLE 1.1:</u> | Commodities for South African consumption | - Value of South African production, excluding exports plus imports |
| <u>TABLE 1.2:</u> | Output of South African industry groups   |   |
|                   | - Total output                            | - Value of South African production                                 |
|                   | - For South African consumption           | - Value of South African production minus exports                   |
| <u>TABLE 2.1:</u> | Materials used in certain industries      | - Value of materials used   |

2. PRICING BASIS

All indices are based on producer prices at the point of production in the case of commodities produced in South Africa, and wholesale prices "ex-warehouse", in the case of imported commodities. Prices "delivered" or "free on rail" are accepted if this is the normal basis of quotation. Price information refers to the first seven days of the relevant month. General sales tax is excluded but can be accounted for by multiplying a particular index by 1,04 prior to March 1982; 1,05 from March 1982; 1,06 from September 1982; 1,07 from February 1984; 1,10 from July 1984; 1,12 from April 1985; and 1,13 from April 1989. It must however be kept in mind that the basis of the indices is currently 1985 = 100 and the answers obtained above, must thus also be divided by 1,115.

Further details are provided in the Bulletin of Statistics and the annual news releases on wholesale prices.

3. SYMBOLS USED

- .. = not available.
- = nil or not applicable.
- \* = revised since previous publication.

OPMERKINGS1. BESWARINGSBASIS

|                   |   |   |
|-------------------|---|---|
| <u>TABEL 1.1:</u> | Handelsware vir Suid-Afrikaanse verbruik      | - Waarde van Suid-Afrikaanse produksie, uitgesonderd uitvoere plus invoere. |
| <u>TABEL 1.2:</u> | Opbrengs van Suid-Afrikaanse nywerheidsgroepe |   |
|                   | - Totale opbrengs                             | - Waarde van Suid-Afrikaanse produksie                                      |
|                   | - Vir Suid-Afrikaanse verbruik                | - Waarde van Suid-Afrikaanse produksie, minus uitvoere                      |
| <u>TABEL 2.1:</u> | Materiale verbruik in sekere nywerhede        | - Waarde van materiaal verbruik   |

2. PRYSBASIS

Alle indekse is gegrond op produsentepryse by die produksiepunt in die geval van handelsware in Suid-Afrika geproduseer, en groothandelpryse "by die pakkamer" in die geval van ingevoerde handelsware. Pryse "afgelewer" of "vry op spoor" word aanvaar indien dit die normale basis van kwotering is. Prysinsigting het betrekking op die eerste sewe dae van die betrokke maand. Algemene verkoopbelasting is uitgesluit maar kan bygereken word deur 'n betrokke indeks te vermenigvuldig met 1,04 voor Maart 1982; 1,05 vanaf Maart 1982; 1,06 vanaf September 1982; 1,07 vanaf Februarie 1984; 1,10 vanaf Julie 1984; 1,12 vanaf April 1985; en 1,13 vanaf April 1989. Daar moet egter in gedagte gehou word dat die basis van die indekse tans 1985 = 100 is en moet die antwoorde, soos hierbo verkry, dus ook gedeel word met 1,115.

Verdere besonderhede word in die Bulletin van Statistieke en die jaarlikse nuusberigte oor groothandelpryse van handelsware verstrek.

3. SIMBOLE GEBRUIK

- .. = nie beskikbaar.
- = nul of nie van toepassing.
- \* = hersien sedert vorige publikasie.